



# Catalogue 2023





## THE PROFESSIONALS REPRESENTING OUR BRAND. MEET THE H-TEAM AMBASSADORS

### **Andy Campbell – Forestry** (left)

Andy has spent most of his working life in the forest. When not logging or running chainsaw training courses he may be found training for and competing in precision chainsaw competitions both here in the UK and abroad. He has represented the UK in all 5 of the European Logging Championships since they started in 2009. Andy is chairman of the UK Loggers, who send a team to represent the UK in the World Logging Championships where he has attended as team leader for numerous years. The UK Loggers also run our annual national precision chainsaw championship. Andy is also a Technical Standards Verifier for Lantra Awards and an assessor for City and Guilds certificates of competence.

### **Josephine Hedger – Arboriculture** (centre)

Multiple World and European Tree Climbing Champion and former foot locking world record holder. As well as regularly competing globally, Josephine runs a successful arborist business with her husband, employing 10 people and also runs an Arboriculture training school. Josephine is extremely passionate about climbing and the Arboriculture industry.

### **Tim Bendle – Forestry & Arboriculture** (right)

Tim has 34 years experience working as a professional contractor in the Forestry & Arboriculture Industry. Tim's extensive experience stretches to 25 years as a City & Guilds NPTC Assessor and Lantra Instructor in Forestry and Arboriculture. Tim is also one of the Principal Technical Standards Verifiers for City & Guilds NPTC and a long standing Lantra Technical Standards Verifier for Forestry and Arboriculture. Tim performs independent training and also is contracted to the Royal Agricultural University, Cirencester covering all chainsaw, climbing and forestry/arboriculture machinery activities. Tim has enjoyed a close working relationship with Husqvarna for the last 25 years and feels passionate about the brand and its continued support to the Forestry & Arboriculture Industry.





**SHARE** your stories and photos on your Facebook, Instagram and Twitter by tagging us.




**HusqvarnaUK**



**UK\_Husqvarna**



**HusqvarnaUK**





























Husqvarna tools for forests, parks and gardens are born from a unique relationship between man, machine and nature – between our company and the people who use our equipment to shape nature every day. Dedicated people, who need the very best tools and machines to achieve the very best results.

When the going gets tough, Husqvarna tools are tougher. When work gets hard, they're lighter, more comfortable to handle and easier to use. Yet they always affect your surroundings as little as possible when it comes to noise and pollution. Our job is to make you better and make sure you get the job done – smarter, easier and more efficient and safe than ever.

Find more possibilities at [www.husqvarna.com/uk](http://www.husqvarna.com/uk)

**MAKE LIFE  
BETTER**

# CONTENTS

HUSQVARNA ASPIRE™	8	
BATTERY SERIES	14	
CHAINSAWS	52	
BARS & CHAINS	78	
FORESTRY AND ARBORIST TOOLS	88	
TRIMMERS & BRUSHCUTTERS	98	
COMBI MACHINES	118	
CUTTING EQUIPMENT	124	
HEDGE TRIMMERS	130	
BLOWERS	142	
POWER MACHINES	152	
LAWN MOWING CONCEPT	154	
ROBOTIC MOWERS	156	
RIDERS	188	
COMMERCIAL FRONT MOWERS	208	
GARDEN TRACTORS	224	
ZERO TURN MOWERS	240	
LAWN MOWERS	246	
TILLERS	270	
PRESSURE WASHERS	274	
HUSQVARNA FLEET SERVICES™	284	
HUSQVARNA SERVICE	288	
PERSONAL PROTECTIVE EQUIPMENT	290	
FUEL, OILS & LUBRICANTS	311	
XPLORER LEISUREWEAR	318	
HUSQVARNA MERCHANDISE	322	

## NEW FOR 2023

11



ASPIRE™ P5-P4A

107



325iL

169



AUTOMOWER® 430X NERA

64



540 XP® III

213



P 524XR EFI

# WE ARE IN TUNE WITH NATURE

At Husqvarna we take great pride in driving our business with one clear goal: to always stay in tune with nature. For us, that means that in everything we do we strive to create beneficial links between us, our users and nature. Our products are developed to create intelligent relationships between people and nature, between our users and their gardens, through the use of the most intuitive technology and cutting-edge solutions available. We are in tune with nature, to enable a smart and carefree user experience. Today and tomorrow.



## A SIMPLER LIFE WITH INTELLIGENT TECHNOLOGY

Intelligent technology helps us provide solutions that simplify our customers' lives. Be it by integrating voice-commands through Alexa or Google Home, remote control app solutions, or energy-efficient brushless motors, we always look to new ways of applying our innovations to simplify and support a more efficient experience. Technology is the bridge that enables us all to be even more in tune with nature.



## CONTROL YOUR ROBOTIC MOWER FROM THE PALM OF YOUR HAND

The Husqvarna Automower® Connect app allows you to take full control of your Husqvarna robotic lawn mower. The app provides two modes of connectivity depending on model: Automower® Connect for long-range connectivity using cellular communication, or Automower® Connect@Home for short-range, using Bluetooth. See the status, start or stop, configure the settings or track the mower's GPS position – all from your phone.

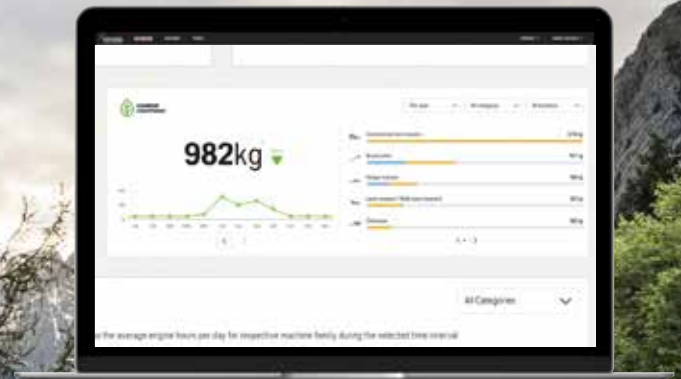


Our open API solution enables endless connectivity possibilities of personalisation and add-on features through IFTTT (If This Then That).



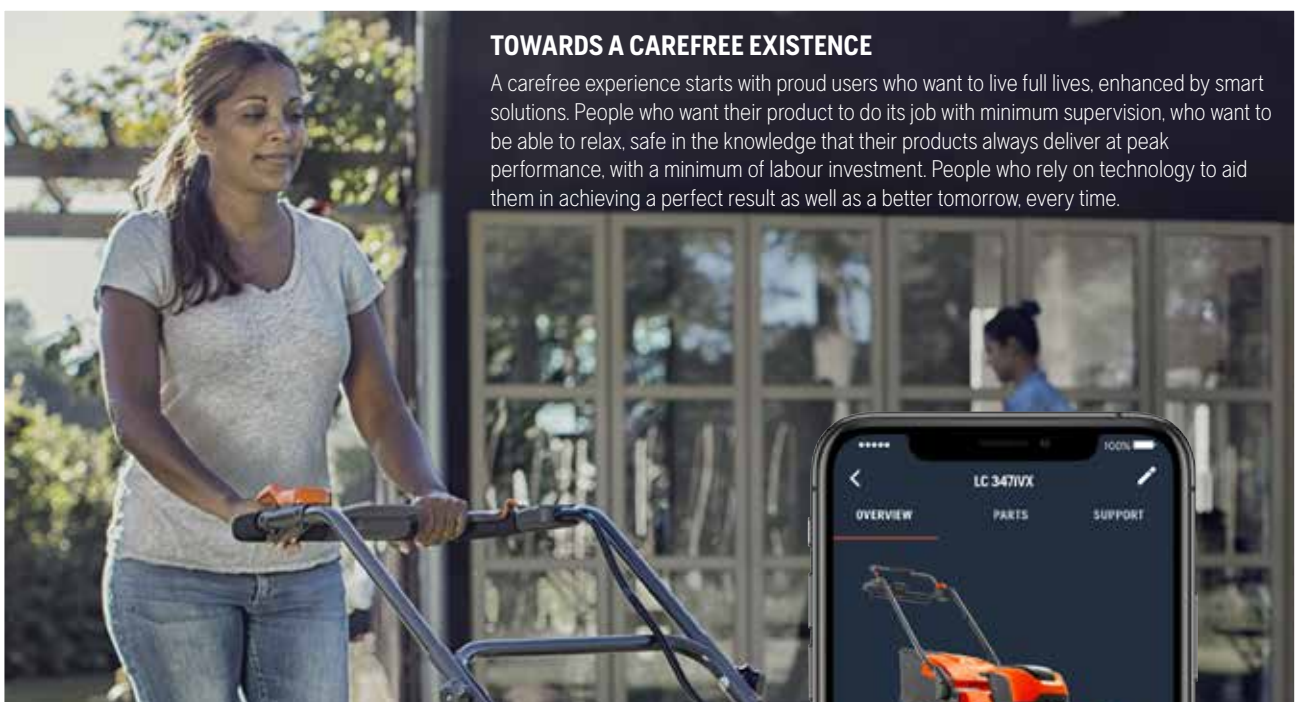
## MINIMISING THE IMPACT

Being in tune with nature equals a certain amount of demands – on us as a company as well as on our conscious customers. Respect for our environment and a sustainable mindset are a given. When investing in a Husqvarna product you can always rest assured every conceivable measure has been taken to minimise its impact and its carbon footprint.



## TOWARDS A CAREFREE EXISTENCE

A carefree experience starts with proud users who want to live full lives, enhanced by smart solutions. People who want their product to do its job with minimum supervision, who want to be able to relax, safe in the knowledge that their products always deliver at peak performance, with a minimum of labour investment. People who rely on technology to aid them in achieving a perfect result as well as a better tomorrow, every time.

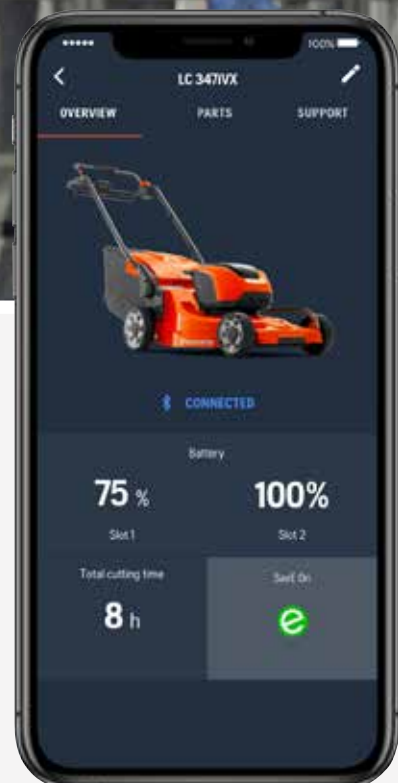


## ELEVATE YOUR EXPERIENCE WITH THE HUSQVARNA CONNECT APP

The Husqvarna Connect app is a free of charge, digital toolshed for all your equipment, making your garden work easier and more rewarding. If you own any of our products equipped with Bluetooth, you get access to additional features such as runtime statistics, charge status, maintenance notifications, local dealer details and more.



AVAILABLE ON GOOGLE PLAY  
AND ON THE APP STORE



# NO MATTER YOUR NEEDS, WE HAVE THE SOLUTION

The Husqvarna product range covers everything from small and easy-to-use machines for common household tasks to heavy-duty, professional equipment with outstanding power-to-weight ratio designed for intensive full time use. So, no matter your needs and requirements, Husqvarna can provide you with the best solution.



## OCCASIONAL USE

### HUSQVARNA ASPIRE™

- BATTERY

The Husqvarna® Aspire™ range are a selection of compact tools for suburban gardens. Purposefully developed with compact performance and smart storage in mind. This range offer highly efficient, intuitive and attractively designed products for all essential garden tasks. Compatible with a bespoke Husqvarna Aspire™ Storage-solution for minimal footprint while not in use. And as part of the POWER FOR ALL Alliance (P4A) 18v battery system, you get great flexibility and access to a wide variety of power tools for suburban homeowners.

#### Ideal for applications including:

- Domestic use
- Small areas
- Light garden maintenance and pruning



## OCCASIONAL USE

### 100 SERIES

- BATTERY
- PETROL

The 100 series are designed for occasional use in smaller areas. The range offers durability, ease of use and minimal need for maintenance that will turn the machines into an essential part of the care of your lawns, hedges and trees. Ideally suited for use in residential gardens or for garden enthusiasts. For ultimate convenience select the 100 Series Battery range with low noise resulting in minimal disturbance, plus it's as easy as pushing a button and off you go.

#### Ideal for applications including:

- Domestic use
- Small areas
- Light garden maintenance and pruning



## DEMANDING OCCASIONAL USE

### 200 SERIES

- BATTERY
- PETROL

The 200 series are designed for more demanding occasional use in small to medium areas. The range is ideally suited for demanding use in residential gardens or by garden enthusiasts with more challenging areas to maintain. Offering higher capacity and increased features over the 100 series the machines are able to tackle a wider range of conditions efficiently and effortlessly. The products are focused on ease of use for more occasional use.

#### Ideal for applications including:

- Demanding domestic use
- Small to medium areas
- Garden maintenance





## FREQUENT USE

### 300 SERIES

- BATTERY
- PETROL

The 300 series are designed for frequent use in medium to large areas. The range offers good levels of performance for more demanding situations and smart features to make the task at hand easier and more enjoyable. Ideally suited to landowners, farmers and demanding domestic users who require durable machines delivering good levels of performance and operator comfort for moderate and frequent use.

#### Ideal for applications including:

- **Frequent domestic use**
- **Medium to large areas**
- **Landowner use**
- **Farm and estate maintenance**



## PART-TIME USE

### 400 SERIES

- BATTERY
- PETROL

The 400 series are designed for part-time use in larger areas. The range offers higher levels of performance and durability with smart features to improve user comfort and operating efficiency. The products are ideally suited to landowner and landscaper use. They are also suited for professionals who require good performance for more moderate and less frequent use.

#### Ideal for applications including:

- **Landowner use**
- **Landscapers**
- **Farm and country estates**
- **Larger areas**
- **Sports facilities**
- **Part-time grounds maintenance**



## FULL-TIME USE

### 500 SERIES

- BATTERY
- DIESEL
- PETROL
- HYBRID

The 500 series consist of a wide range of full-time use products developed especially for the demands of intensive professional use in a range of applications. The 500 series offer maximum performance and durability levels, this in combination with low emission technology and user focused ergonomics provides increased productivity and efficiency, as well as a better more sustainable work environment.

#### Ideal for applications including:

- **Green space maintenance**
- **Sports and recreational**
- **Landscaping**
- **Arboriculture**
- **Forestry**
- **Noise sensitive areas (Battery)**




NEW HUSQVARNA ASPIRE™

# Enjoy smarter garden work with compact, efficient tools

Husqvarna Aspire™ is a new range of efficient garden tools with compact, flexible design and smart details to make your garden work enjoyable. The 18 V **POWER FOR ALL** battery system provides truly cordless convenience and great performance. Ideal for you who want to keep your own little garden the greatest place to be – with the least possible work effort.

### Aspire™ Blower

High blow force adjustable in 3 steps for optimal performance



### Aspire™ Hedge trimmer

With leaf catcher taking care of residual leaves

#### SMART DESIGN FOR SMOOTH HANDLING

### Spend more time enjoying your garden

The Husqvarna Aspire™ products are all high quality and carefully designed, with a sleek appearance and intuitive use in mind, to make your garden work nothing but effortless and enjoyable. The tools are easy to get started with and need little or no maintenance. Their low weight and high-performance motors help you get the work done efficiently and in no time.

#### POWER FOR ALL BATTERY SYSTEM

### Experience flexible power

The **POWER FOR ALL** ALLIANCE is one of the largest cross-brand 18 Volt battery systems worldwide, stretching across a multitude of home and garden applications. The **POWER FOR ALL** ALLIANCE gathers a multiple of leading brands such as Husqvarna, Bosch, Gardena, Wagner and Rapid. You'll only need one charger and one battery for all your garden products if it suits you.





### Aspire™ Pruner

2-in-1 tool, efficient hand pruner with extendable telescopic shaft for a ladder-free pruning experience

### Aspire™ Lawn mower

Easy to lift and foldable, taking up minimum storage space. Easy to manoeuvre in all corners of your lawn

### Aspire™ Robotic mower

Compact Automower® packed with smart features, for lawns up to 400m².

### Aspire™ Trimmer

Easily adjustable for super-precise trimming

#### COMPACT FORMAT FOR EASY STORAGE

## You can store them all on the wall

With Husqvarna Aspire™ you'll have your garden machines stored in perfect order. The products are designed to take up as little space as possible when not in use, being foldable, adjustable or with removable parts. Each product has a bespoke metal hook, ready to mount directly on the wall for easy and stable storage. The optional storage rail provides an even neater and more flexible solution.



**EXPLORE MORE**

Find out more about Husqvarna Aspire™ at [husqvarna.com/uk/](https://husqvarna.com/uk/)



## HUSQVARNA ASPIRE™



### Smart and efficient garden tools for compact living

The Aspire™ products are designed for people who lack storage space and expect top-quality products without compromising on design. They are slimmed down and made to be foldable into a much smaller size to save space. A smart storage solution allows for easy storage in compact spaces, as all products come with a tailor-made hook and an optional storage rail, shelf and hook kit.

## AUTOMOWER® ASPIRE™ R4

NEW



This compact robotic mower offers a lawn cut to perfection 24/7. Optimised for lawns up to 400m<sup>2</sup> with systematic passage mowing for precisely cut narrow passages, slope handling of 25% and carefree operation thanks to reliable mowing, frost guard and weather timer.

- Lift & tilt sensors
- Systematic passage mowing
- Weather timer
- Frost sensor
- Compact Aspire™ Storage
- Anti-theft alarm
- Automower® Connect
- FOTA - Firmware Over The Air
- Hose washable

Working Area	Area per hour	Maximum incline	Weight
400m <sup>2</sup>	45m <sup>2</sup>	25% / 22°	5.9kg
Cutting height	Noise level	Search system	Power consumption
20 - 45mm	58dB(A)	Singlesearch (1)	18W
Model	Order PNC	RRP ex VAT	RRP inc VAT

Automower® Aspire™ R4 970 56 85-03

## ASPIRE™ T28-P4A

NEW



This 18V battery trimmer with dual trimmer line gives perfect edges with high efficiency.

- User Friendly Digital User Interface
- Soft grip handle
- Compact Aspire™ Storage
- Kit 1 Includes C70 Charger & B45 Battery
- Automatic line feed
- Intuitive Handling
- P4A Battery System
- Kit 2 Includes C70 Charger & B72 Battery

Voltage	Motor type	Vibration levels F/R	Weight
18V Li-Ion	BLDC Brushless	2.26 / 1.61m/s <sup>2</sup>	2.4kg (excl. battery)
Model	Order PNC	RRP ex VAT	RRP inc VAT

Aspire™ T28-P4A Unit Only 970 62 02-02

Aspire™ T28-P4A Kit 1 970 62 02-05

Aspire™ T28-P4A Kit 2 970 62 02-08

## ASPIRE™ B8X-P4A

NEW



Make garden cleaning easier with this 18V battery leaf blower.

- User Friendly Digital User Interface
- Soft grip handle
- Compact Aspire™ Storage
- Kit 1 Includes C70 Charger & B72 Battery
- Multi-Mode Speeds
- Intuitive Handling
- P4A Battery System

Voltage	Motor type	Vibration levels F/R	Weight
18V Li-Ion	BLDC Brushless	0.4m/s <sup>2</sup>	2kg (excl. battery)
Model	Order PNC	RRP ex VAT	RRP inc VAT

Aspire™ B8X-P4A Unit Only 970 62 04-02

Aspire™ B8X-P4A Kit 970 62 04-05



**ASPIRE™ LC34-P4A** **NEW**



Made of high-quality, lightweight materials, this battery driven lawn mower runs quietly and efficiently, giving the smaller garden a flawless finish.

- User Friendly Digital User Interface
- Soft grip handle
- Compact Aspire™ Storage
- Kit Includes C70 Charger & B72 Battery
- Central Cutting Height Adjustment
- Telescopic Handle
- P4A Battery System

Voltage	Cutting width	Vibration levels F/R	Weight
18V Li-Ion	34cm	0.5m/s <sup>2</sup>	11.8kg
Model	Order PNC	RRP ex VAT	RRP inc VAT

Aspire™ LC34-P4A 970 64 83-01  
 Aspire™ LC34-P4A Kit 970 64 83-05

**ASPIRE™ H50-P4A** **NEW**



Easily shape hedges and bushes with the lightweight 18V battery hedge trimmer.

- User Friendly Digital User Interface
- Soft grip handle
- Compact Aspire™ Storage
- Kit Includes C70 Charger & B45 Battery
- Leaf Catcher
- Intuitive Handling
- P4A Battery System

Voltage	Knife length	Vibration levels F/R	Weight
18V Li-Ion	50cm	2.48 / 2.26m/s <sup>2</sup>	3kg (excl. battery)
Model	Order PNC	RRP ex VAT	RRP inc VAT

Aspire™ H50-P4A Unit Only 970 62 03-02  
 Aspire™ H50-P4A Kit 970 62 03-05

**ASPIRE™ PE5-P4A** **NEW**



Supplied with the extendable pole, this ladder-free tool gives you the freedom and power you need for efficient pruning and light-duty sawing.

- User Friendly Digital User Interface
- Soft grip handle
- Compact Aspire™ Storage
- Kit Includes C70 Charger & B45 Battery
- Telescopic Adjustment
- Intuitive Handling
- P4A Battery System

Voltage	Chain speed	Vibration levels F/R	Weight
18V Li-Ion	5m/s	0.4 / 0.8m/s <sup>2</sup>	1.4kg (excl. battery)
Model	Order PNC	RRP ex VAT	RRP inc VAT

Aspire™ PE5-P4A Unit only 970 62 14-03  
 Aspire™ PE5-P4A Kit 970 62 14-06

**ASPIRE™ P5-P4A** **NEW**








Together with its lighter weight, compact but high torque motor, this pruner not only delivers cutting-edge performance but also more effortless operations.

- User Friendly Digital User Interface
- Soft grip handle
- Compact Aspire™ Storage
- Kit Includes C70 Charger & B45 Battery
- Low Noise Levels
- Intuitive Handling
- P4A Battery System

Voltage	Chain speed	Vibration levels F/R	Weight
18V Li-Ion	5m/s	0.4 / 0.8m/s <sup>2</sup>	1.4kg (excl. battery)
Model	Order PNC	RRP ex VAT	RRP inc VAT

Aspire™ P5-P4A Unit Only 970 62 13-03  
 Aspire™ P5-P4A Kit 970 62 13-06

Product	Product Name	Application	Battery	
			18-B72	18-B45
 Pruner	P5-P4A	Pruning	60 min	30 min
 Trimmer	T28-P4A	Trimming	50 min	25 min
 Hedge Trimmer	H50-P4A	Hedge Trimming	80 min	40 min
 Blower	B8X-P4A	Blowing	30 min	15 min
 Lawn mower	LC34-P4A	Mowing	25 min	10 min



# HUSQVARNA ASPIRE™



Optimised for limited space and designed to add on as your collection of Aspire™ tools grows, the Husqvarna Aspire™ storage solution is a high-quality wallmounted solution for tool organisation and storage. With a compatible tailor-made hook included in every Aspire™ product package, and more options to fit common garden tools like water hoses or shovels, storing your tools has never been so simple, so space-saving, or so good-looking.

- **Storage solution optimised for limited space**
- **Simply extend with more rails as your garden tool collection grows**
- **Compatible with Aspire™ product range and your gardening tools, such as hand tools, water hose or broom.**

## ASPIRE™ STORAGE RAIL

NEW




Conveniently and neatly organise your garden tools in limited space with this wall mounted storage rail.

Model	Order PNC	RRP ex VAT	RRP inc VAT
Aspire™ Storage Rail	536 65 57-01		

## ASPIRE™ STORAGE HOOK KIT

NEW



An accessory in the Aspire™ storage system, this 5-hook kit is optimised to fit the full Husqvarna Aspire™ range as well as the most common garden tools in your shed, such as hand tools, water hoses or brooms.

Model	Order PNC	RRP ex VAT	RRP inc VAT
Aspire™ Storage Hook Kit	536 65 59-01		

## ASPIRE™ STORAGE ACCESSORY SHELF

NEW



Available as an accessory in the Aspire™ range, this compact shelf is optimised for compact spaces while delivering more smart and effective storage solutions.

Model	Order PNC	RRP ex VAT	RRP inc VAT
Accessory Shelf	536 65 60-01		



**P4A 18-B45 2.5AH** **NEW**



Husqvarna Aspire™ 18V battery (2.5Ah) is a compact and lightweight battery, compatible with the Husqvarna Aspire™ product range.

Voltage	Capacity	Energy	Weight
18V Li-ion	2.5Ah	45Wh	0.36kg
Model	Order PNC	RRP ex VAT	RRP inc VAT
P4A 18-B45 2.5Ah	970 60 08-01		

**P4A 18-B72 4.0AH** **NEW**



Husqvarna Aspire™ 18V battery (4.0Ah) is a long lasting and powerful battery, compatible with the Husqvarna Aspire™ product range.

Voltage	Capacity	Energy	Weight
18V Li-ion	4.0Ah	72Wh	0.66kg
Model	Order PNC	RRP ex VAT	RRP inc VAT
P4A 18-B72 4.0Ah	970 60 09-01		

**P4A 18-C70 70W** **NEW**



Husqvarna Aspire™ compact charger is compatible to charge both Husqvarna Aspire™ batteries as well as all 18V batteries within the POWER FOR ALL ALLIANCE system.

Model	Order PNC	RRP ex VAT	RRP inc VAT
P4A 18-C70 70W	970 60 10-02		

**ASPIRE™ ACCESSORIES**



Husqvarna Aspire™ accessories to protect and maintain the Aspire™ battery range.

Model	Order PNC
Hedge trimmer spray	538 62 92-01
Pruner chain oil	537 65 76-01
SP11G semi-chisel chain	529 34 06-32
1/4" Pixel Mini bar	536 91 18-32
A15B Spool and Line	534 16 26-01

**AUTOMOWER® ENDURANCE BLADES**

Husqvarna Automower® Endurance blades providing more than twice the lifetime compared to our original blades thanks to the new design. The design allows for a harder and sharper edge without compromising on safety standards and provides cutting edges on all 4 sides.

Blades	Order PNC
6	595 08 44-01
45	595 08 44-02

**HUSQVARNA RECOMMEND**

**NEW** Hedge Trimmer Spray



Keep your hedge trimmer blades clean and lubricated for better performance and reduced wear. Read more on page 317.

**Locate your nearest dealer**  
Visit: [www.husqvarna.com/uk/dealer-locator](http://www.husqvarna.com/uk/dealer-locator)



**BATTERY  
EXPERIENCE  
SINCE 1973**  
HUSQVARNA GROUP

# DO ANY JOB WITHOUT NOISE OR EMISSIONS

The Husqvarna Battery Series offers all the power, performance and intuitive design you expect from Husqvarna. Our range of highly-efficient handheld products, driven by a powerful Li-ion battery pack, ensure that you get significantly less noise and vibrations, minimal maintenance – and no direct emissions at all. Also, you can switch batteries between machines, because Husqvarna batteries are interchangeable between all Husqvarna battery products.





[husqvarna.com/battery-products](https://husqvarna.com/battery-products)

## WHAT YOU GET AND HOW WE DO IT



### DON'T DISTURB

No petrol, no fumes, no exhausts and low noise – the silent motor provides a comfortable working environment and low disturbance for the surrounding areas.



### MAXIMUM RUNTIME

Husqvarna battery handheld products feature savE™, a battery economy mode which you can choose when you want to maximise your operational time. Some models also feature 3 performance settings allowing you to match power performance to the job in hand.



### PROTECTED CORE

Our batteries are all developed in-house and designed to withstand tough and frequent use. All sensitive components and cells are encapsulated and well protected against rain and dirt.



### HIGH PERFORMANCE

Our brushless electric E-TORQ motors, developed in-house, deliver high, consistent torque from low revs – enough for the most demanding tasks. The E-TORQ motors are encapsulated and designed to be maintenance-free.



### MADE TO FIT

Husqvarna's battery products and motors are developed directly together with the batteries. This means purpose-adapted application design that makes the machines both lighter and slimmer.





# WHY CHOOSE BATTERY?

## THE BENEFITS OF THE HUSQVARNA BATTERY SERIES



### MAXIMUM FLEXIBILITY

Our battery system can be used on all Battery Series products making them extremely flexible. The batteries have features which prolong lifespan and allow them to be run and recharged continuously. Always ready to use.



### HIGH PERFORMANCE

Powerful compact and long-life Husqvarna developed motors with low weight offer instant and equal torque no matter what the operating speed. This results in performance which exceeds petrol equivalent machines. Our E-TORQ motors also offer 90% efficiency for maximum runtime.



### SAVES YOU MONEY

Costing as little as 4p to recharge a battery, the machines have a much lower cost to operate compared to petrol equivalents. The benefits are even higher when used professionally or full time.



### EASY TO USE

Low weight and excellent balance make the products extremely comfortable to handle. The machines are switched ON and OFF at the push of a button via the unique keypad making them effortless to start and also protected against accidental activation.



### PROFESSIONAL DURABILITY

Using our vast experience of what is required to meet the needs of professional use, all of our 500 series battery products are put through the same duration lab test procedures as our 500 Series 2-stroke petrol products.



### HEALTHIER WORK

With no direct emissions our battery products are clean and pleasant to use. This is especially beneficial when working in confined spaces and allows safe use in covered and indoor areas.



### LOW NOISE

Products are up to 18db(A) lower noise than petrol equivalents. A reduction of 3db(A) is seen as half the noise level. This makes for a comfortable work environment and low disturbance for others, enabling the possibility to work in noise sensitive areas.



### ALL WEATHER USE

Our 500 Series products are IPX4 rated and can be used in the most demanding weather conditions. The sealed motors, electronics and batteries protect against ingress of dirt and moisture allowing you to keep working.



### COMFORTABLE USE

With less moving parts our products offer lower levels of vibration when compared to equivalent petrol machines. This allows the machines to be used for longer periods maximising work output whilst increasing comfort.



### FLEET SERVICES

Husqvarna Fleet Services is fully compatible with the Husqvarna Professional Battery Series. Fleet Services allows landscapers and contractors to take full control of their operations. Giving insights in to their daily business allowing a more profitable & efficient operation.



**Husqvarna's professional range of battery products have brought a new and refreshing aspect to a 34 year career in tree care for me. Apart from the physical and environmental benefits, Husqvarna's battery powered products have given me a faster, more efficient and far more enjoyable way of working."**

Tim Bendle, H-TEAM Ambassador

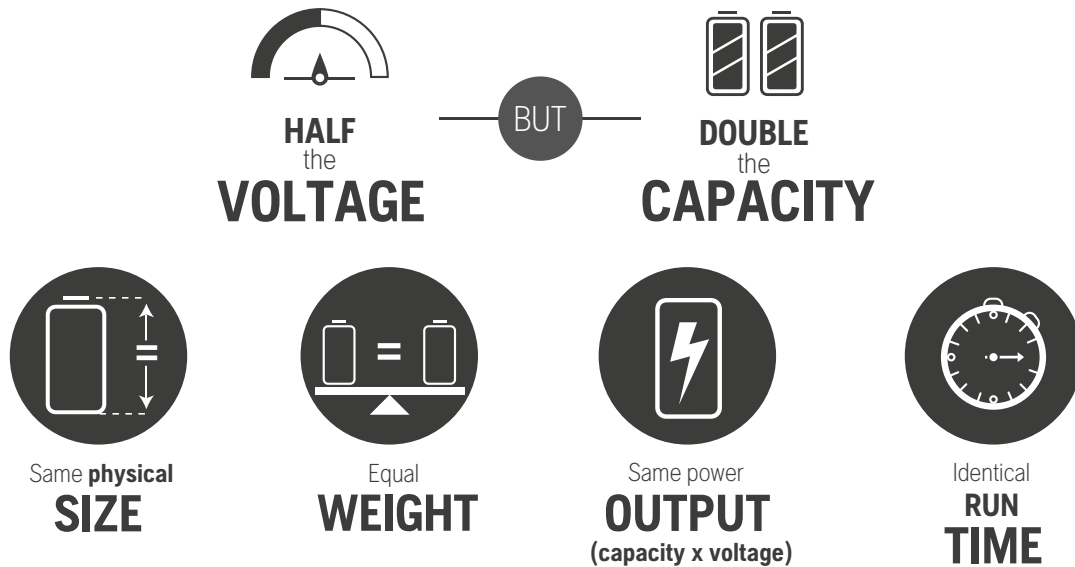




# MAXIMUM FLEXIBILITY AND OPTIMUM PERFORMANCE

## WHY WE USE 36V LI-ION

If we compare a 36V Li-ion (5.2Ah) battery versus a 72V Li-ion (2.6Ah) battery:



**TO IMPROVE BATTERY PERFORMANCE IT REQUIRES:**



Number of cells a battery can be increased by	10 (BLi100)	20 (BLi200)	30 (BLi300)	40
<b>36V BATTERY</b>	✓	✓	✓	✓
<b>72V BATTERY</b>	✗	✓	✗	✓

=

### OFFERS MAXIMUM FLEXIBILITY

FOR USE WITH HANDHELD MACHINES

- ✓ RANGE OF APPLICATIONS
- ✓ HIGH PERFORMANCE
- ✓ COMPACT SIZE
- ✓ LOW WEIGHT

Battery capacity used for illustrative purpose only



# PRODUCT USE GUIDE


## WORKING TIME ON ONE CHARGE

The working time available with a fully charged battery depends on three variables: the capacity of the battery, which machine the battery is used with and the type of work you are doing. The chart shows an estimate of the operating time you can expect from your Husqvarna battery equipment in different work situations.






APPLICATION	PRODUCT NAME	BATTERY									
		BLi950X	BLi300	BLi200X	BLi200	BLi100	BLi30	40-B140	40-B70		
<b>CHAINSAWS</b>											
Take down / removal (Arborists only)		540i XP <sup>®1</sup> / 535i XP <sup>®</sup>	12 h	3 h 30 min	2 h	2 h	1 h	3 h	1 h 30 min	45 min	
			Pruning		540i XP <sup>®1</sup> / 535i XP <sup>®</sup>	7 h 30 min	2 h 15 min	1 h 15 min	1 h 15 min	40 min	1 h 45 min
340i	8 h 15 min	2 h 15 min				1 h 15 min	1 h 15 min	40 min	1 h 50 min	1 h	30 min
240i	N/A	2 h 15 min				1 h 15 min	1 h 15 min	40 min	2 h	1 h	N/A
225i	N/A	N/A				N/A	N/A	N/A	40 min	30 min	N/A
120i	3 h	N/A				N/A	N/A	N/A	—	35 min	—
Pruning in tree (Arborists only)		540i XP <sup>®1</sup> / T540i XP <sup>®1</sup>	17 h 30 min	5 h 30 min	3 h	3 h	1 h 30 min	4 h	2 h	1 h	
			535i XP <sup>®</sup>	17 h 30 min	5 h 30 min	3 h	3 h	1 h 30 min	4 h	2 h	1 h
			T535i XP <sup>®</sup>	17 h 30 min	5 h 30 min	3 h	3 h	1 h 30 min	4 h	2 h	1 h
Carpentry		540i XP <sup>®</sup>	18 h 45 min	5 h 30 min	3 h	3 h	1 h 30 min	4 h 30 min	2 h 30 min	1 h 15 min	
			535i XP <sup>®</sup>	20 h 30 min	5 h 30 min	3 h	3 h	1 h 30 min	4 h 30 min	2 h 30 min	1 h 15 min
Log cutting		540i XP <sup>®1</sup> / 535i XP <sup>®</sup>	3 h 30 min	1 h	30 min	30 min	15 min	45 min	30 min	15 min	
			340i	4 h	1 h	30 min	30 min	15 min	45 min	30 min	15 min
			240i	N/A	N/A	N/A	N/A	N/A	45 min	30 min	N/A
			225i	N/A	N/A	N/A	N/A	N/A	40 min	30 min	N/A
<b>POLE SAWS</b>											
Pruning		530iPT5 / 530iP4	11 h 30 min	3 h 30 min	2 h	2 h	50 min	2 h 50 min	1 h 30 min	40 min	
			115iPT4	11 h 30 min	3 h 30 min	2 h	2 h	50 min	2 h 50 min	1 h 30 min	40 min
			120iTK4-P	11 h 35 min	3 h 35 min	2 h 5 min	2 h 5 min	55 min	2 h 55 min	1 h 35 min	45 min
<b>BRUSHCUTTERS</b>											
Clearing		535iFR	3 h 20 min	1 h	30 min	30 min	—	45 min	20 min	—	
Tough (grass blade)		535iRXT / 535iRX	2 h 25 min	45 min	25 min	25 min	—	35 min	15 min	—	
			535iFR	2 h 25 min	45 min	25 min	25 min	—	35 min	15 min	—
			525iRXT	3 h	55 min	30 min	30 min	—	40 min	20 min	—
			325iR/IRJ	2 h 50 min	70 min	40 min	40 min	20 min	55 min	30 min	15 min
Tough (trimmer head)		535iRXT / 535iRX	1 h 50 min	30 min	15 min	15 min	—	20 min	10 min	—	
			535iFR	1 h 50 min	30 min	15 min	15 min	—	20 min	10 min	—
			525iRXT	2 h 15 min	40 min	20 min	20 min	—	30 min	15 min	—
			325iR/IRJ	2 h 50 min	50 min	30 min	30 min	15 min	40 min	20 min	10 min
<b>TRIMMERS</b>											
Tough grass cutting		525iLXT	2 h 15 min	40 min	20 min	20 min	—	30 min	15 min	—	
			525iLK	2 h 15 min	40 min	25 min	25 min	—	30 min	15 min	—
			520iRX / 520iLX	4 h 15 min	1 h 15 min	40 min	40 min	40 min	1 h 50 min	1 h	30 min
			325iLK	2 h 50 min	50 min	30 min	30 min	15 min	40 min	20 min	10 min
			325iL	2 h 50 min	50 min	30 min	30 min	15 min	40 min	20 min	10 min
Light grass trimming		525iLXT	4 h 10 min	1 h 15 min	40 min	40 min	—	60 min	30 min	—	
			525iLK	4 h 10 min	1 h 15 min	40 min	40 min	—	60 min	1 h	—
			520iRX / 520iLX	8 h 15 min	2 h 15 min	1 h 20 min	1 h 20 min	40 min	1 h 50 min	45 min	30 min
			325iLK	5 h 40 min	1 h 40 min	50 min	50 min	30 min	1 h 15 min	45 min	20 min
			325iL	5 h 40 min	1 h 40 min	50 min	50 min	30 min	1 h 15 min	50 min	20 min
			215iL	N/A	2 h 20 min	1 h 15 min	1 h 15 min	30 min	1 h 50 min	1 h	30 min
			115iL	N/A	2 h 20 min	1 h 15 min	1 h 15 min	30 min	1 h 50 min	1 h	30 min
			110iL	N/A	2 h 20 min	1 h 15 min	1 h 15 min	30 min	1 h 50 min	1 h	30 min
			<b>HEDGE TRIMMERS</b>								
Tough cutting		522iHDR60	6 h	1 h 50 min	1 h 10 min	1 h 10 min	30 min	1 h 20 min	45 min	25 min	
			522iHD60 / 522iHD75	7 h	2 h 5 min	1 h	1 h	35 min	1 h 40 min	55 min	25 min
			520iHT4	6 h	1 h 45 min	1 h	1 h	30 min	1 h 20 min	50 min	25 min
			520iHE3	6 h	1 h 45 min	1 h	1 h	30 min	1 h 20 min	50 min	25 min
Light trimming		522iHDR60	12 h	3 h 35 min	2 h	2 h	1 h	2 h 55 min	1 h 30 min	50 min	
			522iHD60 / 522iHD75	12 h	3 h 35 min	2 h	2 h	1 h	2 h 55 min	1 h 30 min	50 min
			520iHT4	12 h 30 min	3 h 45 min	2 h	2 h	1 h	3 h	1 h 30 min	50 min
			520iHE3	12 h 30 min	3 h 45 min	2 h	2 h	1 h	3 h	1 h 30 min	50 min
			322iHD60	N/A	N/A	1 h 50 min	1 h 50 min	N/A	N/A	1 h 20 min	40 min
			215iHD45	7 h 30 min	—	2 h	2 h	1 h	N/A	1 h 30 min	45 min
			115iHD45	7 h 30 min	—	2 h	2 h	—	—	1 h 30 min	45 min
			120iTK4-H	N/A	N/A	N/A	N/A	N/A	N/A	2 h	60 min
<b>BLOWERS</b>											
Tough blowing		550iBTX <sup>2</sup>	1 h	—	—	—	—	—	—	—	
			340iBT <sup>3</sup>	—	35 min	20 min	20 min	N/A	35 min	15 min	N/A
			530iBX <sup>4</sup>	1 h 45 min	35 min	15 min	15 min	10 min	30 min	N/A	5 min
			525iB II	1 h 45 min	35 min	15 min	15 min	10 min	30 min	15 min	5 min
			325iB	2 h 40 min	35 min	25 min	25 min	15 min	40 min	20 min	10 min
			320iB II	2 h 40 min	35 min	25 min	25 min	15 min	40 min	20 min	10 min
			120iB	2 h 50 min	50 min	30 min	30 min	20 min	50 min	30 min	15 min




APPLICATION	PRODUCT NAME	BATTERY							
		BLi950X	BLi300	BLi200X	BLi200	BLi100	BLi30	40-B140	40-B70
Light blowing 	550iBTX <sup>2</sup>	1 h 45 min	—	—	—	—	—	—	—
	340iBT <sup>3</sup>	—	55 min	30 min	30 min	20 min	45 min	20 min	15 min
	530iBX4	3 h 30 min	1 h	35 min	35 min	15 min	50 min	30 min	15 min
	525iB Mark II	3 h 30 min	1 h	35 min	35 min	15 min	50 min	30 min	15 min
	325iB	3 h 30 min	1 h	35 min	35 min	15 min	50 min	30 min	15 min
	320iB Mark II	3 h 30 min	1 h	35 min	35 min	15 min	50 min	30 min	15 min
	120iB	4 h 45 min	1 h 25 min	45 min	45 min	25 min	1 h 10 min	35 min	20 min


**POWER CUTTER**

Cutting - 40mm garden plates 	K 535i	—	41 pcs	—	22 pcs	—	—	—	—
Cutting - Roof tiles 	K 535i	—	164 pcs	—	87 pcs	—	—	—	—
Cutting - 70mm granite	K 535i	—	10 pcs	—	6 pcs	—	—	—	—
Cutting - 7mm floor tiles 	K 535i	—	244 pcs	—	144 pcs	—	—	—	—

**LAWN MOWERS**



Mowing 	LC 551iV <sup>5</sup>	1 h 40 min	30 min	15 min	15 min	—	—	10 min	—
	LB 553iV <sup>5</sup>	1 h 50 min	35 min	20 min	20 min	—	—	—	—
	LB 548i <sup>5</sup>	1 h 55 min	35 min	25 min	25 min	—	—	15 min	—
	LB 448i	—	45 min	25 min	25 min	—	35 min	20 min	—
	LB 442i	—	55 min	35 min	35 min	—	50 min	25 min	—
	LC 353iVX / LC353iV	—	35 min	20 min	20 min	—	30 min	15 min	—
	LC 347iVX	—	40 min	20 min	20 min	—	30 min	15 min	—
	LC 347iV	—	40 min	20 min	20 min	—	30 min	15 min	—
	LC 247i	—	45 min	25 min	25 min	—	40 min	20 min	—
	LB 144i	—	1 h	30 min	30 min	—	50 min	25 min	—
	LC 142iS	—	1 h 10 min	40 min	40 min	—	1 h	30 min	—
	LC 142i	—	1 h 15 min	45 min	45 min	—	1 h 5 min	35 min	—
	LC 141iV	—	1 h	30 min	30 min	—	50 min	25 min	—
	LC 141i	—	1 h 5 min	35 min	35 min	250 min	60 min	30 min	20 min
	LC 137i	—	2 h 15 min	1 h 15 min	1 h 15 min	40 min	1 h 55 min	1 h	30 min
	LB 146i	—	1 h	30 min	30 min	—	50 min	25 min	—

**DETHATCHING**

Dethatching 	S138i	—	1 h	30 min	30 min	—	50 min	25 min	—
---	-------	---	-----	--------	--------	---	--------	--------	---

N / A = Values were not available at time of printing. — = Not recommended. <sup>1</sup> Full capacity only provided by BLi200X or BLi300. <sup>2</sup> Requires BLi backpack batteries <sup>3</sup> Run time refers to the use of 2 x BLi batteries

<sup>4</sup> Requires backpack battery / battery belt FLEXI <sup>5</sup> Requires adapter plate and battery adapter for use with backpack battery. The runtimes are up-to times and correspond to work time using savE™: actual work, basic maintenance and movement / climbing needed for generic operations. Given guidelines are indicative only and may not always be repeatable from one setting to another. Required battery temperature for charging: Min 5°C. Max 40°C.

 Recommended battery  Battery does not fit machine shown

## CHARGING TIME FOR DIFFERENT BATTERIES AND CHARGERS



BATTERY	CHARGING CYCLES UP TO	QC500		QC330		QC250		40-C80		QC80/QC80F	
		CHARGING LEVEL	CHARGING LEVEL	CHARGING LEVEL	CHARGING LEVEL	CHARGING LEVEL	CHARGING LEVEL	CHARGING LEVEL	CHARGING LEVEL		
											
 BLi950X	1.500	1 h 40 min	2 h 20 min	3 h	4 h 5 min	—	—	—	—	—	—
 BLi300	1.500	35 min	1 h	55 min	1 h 20 min	1 h 5 min	1 h 30 min	4 h 10 min	4 h 25 min	4 h	4 h 20 min
 BLi200X / BLi200	1.500	30 min	50 min	30 min	50 min	35 min	55 min	3 h	3 h 15 min	2 h 25 min	2 h 40 min
 BLi100	1.500	30 min	50 min	30 min	50 min	30 min	50 min	1 h 30 min	1 h 35 min	1 h 5 min	1 h 25 min
 BLi30	600	30 min	50 min	45 min	1 h 5 min	1 h	1 h 20 min	4 h 20 min	4 h 30 min	3 h 15 min	3 h 35 min
 BLi20 / 40-B140	600	25 min	40 min	25 min	40 min	30 min	45 min	2 h 30 min	2 h 35 min / 2 h 40 min	1 h 50 min	2 h 10 min
 BLi10 / 40-B70	600	25 min	40 min	25 min	40 min	25 min	40 min	1 h 10 min	1 h 20 min	50 min	1 h 10 min

— Battery does not fit charger shown. Required battery temperature for charging: Min 5°C. Max 40°C.



## OCCASIONAL USE



The 100 Series is designed to be light and easy to use with features that makes even the most demanding tasks in the garden easy to overcome. The batteries are interchangeable between all machines giving maximum flexibility.

### Ideal for applications including:

- Domestic use
- Light garden maintenance and pruning

### 110iL



Light, convenient and easy to use high efficiency battery trimmer for homeowner use. Ideal for trimming lawn edges.

- Intuitive keypad
- Edging mode
- Automatic shut down
- Automatic line feed
- Adjustable front handle
- Kit includes B70 and C80

Voltage	Motor type	Vibration levels F/R	Weight
36V Li-ion	Brushed motor	1.36 / 1.05m/s <sup>2</sup>	3.3kg (excl. battery)
Model	Order PNC	RRP ex VAT	RRP inc VAT
110iL Unit Only	970 53 12-01		
110iL Kit	970 53 12-04		

### 120iB

UPDATED



Lightweight easy to use battery blower designed for occasional use. Ideal for noise sensitive areas and use in covered spaces.

- 10.3 m<sup>3</sup>/min, 46m/s
- Brushless motor
- Kit includes B140 and C80
- In-line air outlet
- 3 performance modes

Voltage	Motor type	Vibration levels	Weight
36V Li-ion	BLDC Brushless	1.0m/s <sup>2</sup>	2kg (excl. battery)
Model	Order PNC	RRP ex VAT	RRP inc VAT
120iB Unit Only	967 97 61-01		
120iB Kit	967 97 61-03		

### 120iBV

NEW



Tackle leaves with the multi-purpose and multi-speed 120iBV cordless leaf blower. Easy transition from blower to vacuum without using a tool, a brushless motor for optimised runtime and power, and a compact size.

- Multiple power modes
- Brushless motor
- Kit includes B140 and C80
- Blower and vacuum combi
- Digital user interface

Voltage	Motor type	Vibration levels	Weight
36V Li-ion	BLDC Brushless	TBC	TBC
Model	Order PNC	RRP ex VAT	RRP inc VAT
120iBV Unit Only	970 64 98-02		
120iBV Kit	970 64 98-05		



**BATTERIES**



Powerful 36V Li-ion batteries designed for demanding domestic use. High capacity for longer run times.

- Ideal for 100 - 300 series
- 3 LED charge indicator
- Battery management system
- Up to 600 charges
- Active cooling
- Continuous use (charge / re-charge)

Model	Order PNC
40-B70 2.0Ah	970 45 71-01
40-B140 4.0Ah	970 45 72-01
BLi30 7.5Ah	967 93 77-01

**CHARGERS**



Efficient charges for domestic batteries. QC250 offers fast charging with active cooling to prolong life of battery.

Model	Order PNC
C80 - 80W	970 48 78-02
QC250 - 250W	967 97 01-02
QC330 - 330W	970 52 22-02

For the full range of battery accessories please see pages 42 – 45





## OCCASIONAL USE



The 100 Series combi pole system is perfect for trimming and pruning high trees and hedges where long reach is required. The telescopic pole allows you to adjust the length whilst the split shaft makes transport and storage easy.


The hedge trimmer and pole saw attachments are interchangeable meaning you only need one machine for two tasks.

**Ideal for applications including:**

- Domestic use
- Garden maintenance and pruning
- Tall trees and hedges
- Tree thinning

## 120iTK4-H

UPDATED




Telescopic pole hedge trimmer, equipped with a telescopic tube with up to 4m reach and split shaft for easy transportation. Adjustable 7 angled cutting head for convenient cutting positions. Part of the 120iTK4 Combi Series.

- 2.800 cuts/min
- Split shaft - transport mode
- 7 angled cutting head
- Keypad with savE™
- 50cm blade length
- Kit includes B70 & C80

Voltage	Motor type	Vibration levels F/R	Weight
36V Li-ion	2 Brush motor	1.223 / 0.816m/s <sup>2</sup>	4.5kg (excl. battery)
Model	Order PNC	RRP ex VAT	RRP inc VAT
120iTK4-H Unit only	970 51 59-02		
120iTK4-H Kit	970 51 59-07		

## 120iTK4-P

UPDATED




A lightweight battery-powered pole saw with good cutting capacity, low noise and no direct emissions. The telescopic tube provides reach of up to 4 metres. Part of the 120iTK4 Combi Series.

- 10m/s chain speed
- Split shaft - transport mode
- Tool-less tensioner
- Keypad with savE™
- 275cm length
- Kit includes B70 & C80

Voltage	Motor type	Vibration levels F/R	Weight
36V Li-ion	2 Brush motor	2.3 / 2.2m/s <sup>2</sup>	3.5kg (excl. battery)
Model	Order PNC	RRP ex VAT	RRP inc VAT
120iTK4-P Unit Only	970 51 59-01		
120iTK4-P Kit	970 51 59-08		

## 120iTK4-PH

UPDATED



120iTK4 is a Telescopic pole product, which means that you can combine the "body" of the machine with either a pole saw or a hedge attachment. This makes it a versatile and convenient tool for several operations depending on the task at hand. Kit includes B70 & C80.

- Includes pole saw & hedge trimmer
- Split shaft - transport mode
- 7 angled cutting head on HK4
- Keypad with savE™
- Tool-less tensioner on PK4
- Kit includes B70 & C80

Voltage	Motor type	Vibration levels F/R	Weight
36V Li-ion	2 Brush motor	0.793 / 0.773m/s <sup>2</sup>	6.1kg (excl. battery)
Model	Order PNC	RRP ex VAT	RRP inc VAT
120iTK4-PH Unit only	970 51 59-03		
120iTK4-PH Kit	970 51 59-09		






### HK4 Hedge Trimmer Attachment



Hedge trimmer attachment to fit 120iTK4.

Fits to	Order PNC	RRP ex VAT	RRP inc VAT
120iTK4	529 35 19-02		

### PK4 Pole Saw Attachment



Pole saw attachment to fit 120iTK4.

Fits to	Order PNC	RRP ex VAT	RRP inc VAT
120iTK4	529 35 19-01		

### BATTERIES



Powerful 36V Li-ion batteries designed for demanding domestic use. High capacity for longer run times.

- Ideal for 100 - 300 series
- Up to 600 charges
- 3 LED charge indicator
- Active cooling
- Battery management system
- Continuous use (charge / re-charge)

Model	Order PNC
40-B70 2.0Ah	970 45 71-01
40-B140 4.0Ah	970 45 72-01
BLi30 7.5Ah	967 93 77-01

### CHARGERS



Efficient charges for domestic batteries. QC250 offers fast charging with active cooling to prolong life of battery.

Model	Order PNC
C80 - 80W	970 48 78-02
QC250 - 250W	967 97 01-02
QC330 - 330W	970 52 22-02

For the full range of battery accessories please see pages 42 – 45

### MULTI FUNCTION ATTACHMENTS

Change between pole saw and hedge trimmer with ease



Locate your nearest dealer

Visit: [www.husqvarna.com/uk/dealer-locator](http://www.husqvarna.com/uk/dealer-locator)



## OCCASIONAL USE




The 100 Series is designed to be light and easy to use with features that makes even the most demanding tasks in the garden easy to overcome. The batteries are interchangeable between all machines giving maximum flexibility.

### Ideal for applications including:

- Domestic use
- Light garden maintenance and pruning

### LC 137i

UPDATED




Compact battery-powered lawn mower for domestic use. Low noise and very easy to use. Shared battery system with handheld products for maximum flexibility.

- Collect / BioClip® / rear eject
- PowerBoost and savE™
- 40 litre canvas collector
- Plastic deck
- Adjustable, folding handles
- Kit includes B140 and C80

Voltage	Cutting Width	Cutting Height	Drive
36V Li-ion	37cm	25 - 75mm	Push
Model	Order PNC	RRP ex VAT	RRP inc VAT
LC 137i Unit Only	970 50 09-01		
LC 137i Kit	970 50 09-06		

### LC 142i

UPDATED



Battery-powered lawn mower for domestic use. Low noise and very easy to use. Shared battery system with handheld products for maximum flexibility.

- Collect / BioClip® / rear eject
- Keypad with savE™
- 50 litre canvas collector
- PowerBoost
- Adjustable, folding handles
- Kit includes B140 and C80

Voltage	Cutting Width	Cutting Height	Drive
36V Li-ion	42cm	25 - 75mm	Push
Model	Order PNC	RRP ex VAT	RRP inc VAT
LC 142i Unit Only	970 54 18-01		
LC 142i Kit	970 54 18-06		



**LC 142iS** **UPDATED** **Li-ion 36V**



Battery-powered variable speed self-propelled lawn mower for domestic use. Highly efficient low noise brushless motors for maximum run time.

- Collect / BioClip® / rear eject
- Keypad with savE™
- 50 litre canvas collector
- PowerBoost
- Adjustable, folding handles
- Kit includes B140 and C80

Voltage	Cutting Width	Cutting Height	Drive
36V Li-ion	42cm	25 - 75mm	Variable Speed
Model	Order PNC	RRP ex VAT	RRP inc VAT
LC 142iS Unit Only	970 54 19-01		
LC 142iS Kit 1	970 54 19-06		

**LB 144i** **NEW** **Li-ion 36V**



Built on Husqvarna's trusted quality, design and performance, the LB 144i is a compact and lightweight battery lawn mower that's as easy to use as it is to store.

- Quiet operation
- Easy start
- PowerBoost
- Easy foldable handle
- savE™
- Kit includes B140 and C80

Voltage	Cutting Width	Cutting Height	Drive
36V Li-ion	44cm	25 - 75mm	Push
Model	Order PNC	RRP ex VAT	RRP inc VAT
LB 144i	970 64 82-01		
LB 144i Kit	970 64 82-03		

**S 138i** **UPDATED** **Li-ion 36V**



Lightweight battery-powered 2 in 1 dethatcher for efficiently removing matted thatch and moss from the lawn. Dual BLi integrated battery slots with automatic switch over.

- Keypad with savE™
- Folding handles
- Kit Includes B140 and C80
- Composite deck
- Tool-less blade change

Voltage	Cutting Width	Cutting Height	Drive
36V Li-ion	38cm	-10mm - +5mm	Push
Model	Order PNC	RRP ex VAT	RRP inc VAT
S 138i Unit only	967 92 22-01		
S 138i Kit	967 92 22-03		

**BATTERIES**



Powerful 36V Li-ion batteries designed for demanding domestic use. High capacity for longer run times.

- Ideal for 100 - 300 series
- 3 LED charge indicator
- Battery management system
- Up to 600 charges
- Active cooling
- Continuous use (charge / re-charge)

Model	Order PNC
40-B70 2.0Ah	970 45 71-01
40-B140 4.0Ah	970 45 72-01
BLi30 7.5Ah	967 93 77-01

**CHARGERS**



Efficient charges for domestic batteries. QC250 offers fast charging with active cooling to prolong life of battery.

Model	Order PNC
C80 - 80W	970 48 78-02
QC250 - 250W	967 97 01-02
QC330 - 330W	970 52 22-02

For the full range of battery accessories please see pages 42 - 45

**Locate your nearest dealer**  
Visit: [www.husqvarna.com/uk/dealer-locator](http://www.husqvarna.com/uk/dealer-locator)

**DID YOU KNOW?**

When registered, Husqvarna products are supplied with a 2 year warranty. 2 Year warranty applies to domestic use only.



Machines must be registered by an Authorised Husqvarna dealer. Find out more on page 289



## PART-TIME USE




Machines designed for demanding domestic and landowner use. Choose the 325iL for lighter applications and for use in noise sensitive areas, ideal for demanding domestic use. For more heavy duty medium density applications or when used for longer periods select the 325iR which is supplied with ergonomic harness and grass blade. Products are supplied with a highly efficient line head.

**Ideal for applications including:**

- **Property maintenance**
- **Overgrown areas**
- **Mowing larger areas (325iR)**
- **Noise sensitive areas (battery)**

215iL

UPDATED




Powerful battery trimmer, ideal for quick and easy trimming of lawn edges and tall grass in larger gardens.

- Intuitive keypad with savE™
- Adjustable handle
- Kit 1 includes B70 and C80
- Telescopic shaft
- Automatic shut down
- Kit 2 includes B140 and C80

Voltage	Motor type	Vibration levels F/R	Weight
36V Li-ion	Brushless motor	4.5 / 2.7m/s <sup>2</sup>	3.1kg (excl. battery)
Model	Order PNC	RRP ex VAT	RRP inc VAT
215iL Unit Only	970 53 60-01		
215iL Kit 1	970 53 60-07		
215iL Kit 2	970 53 60-03		

215iHD45

UPDATED



Low weight high efficiency domestic battery hedge trimmer designed for maximum ease of use.

- High efficiency motor
- 3000 cuts/min blade speed
- Kit 1 includes B70 and C80
- Digital interface with savE™
- 45cm / 18" blade length
- Kit 2 includes 215iL, B140 & C80

Voltage	Motor type	Vibration levels F/R	Weight
36V Li-ion	Brushless motor	2.1 / 1.7m/s <sup>2</sup>	3.2kg (excl. battery)
Model	Order PNC	RRP ex VAT	RRP inc VAT
215iHD45 Unit only	970 53 65-01		
215iHD45 Kit 1	970 53 65-03		
215iHD45 Kit 2	970 53 61-01		



**225i** **NEW** **Li-Ion 36V**



Husqvarna 225i is a battery chainsaw, delivering high cutting capacity with less noise compared to a petrol engine, no fumes, or direct emissions.

- User Friendly Digital User Interface
- Brushless Motor
- Hand Guard
- Lightweight Design
- Tool Less Chain Tensioning
- Inertia Chain Brake

Voltage	Motor type	Vibration levels F/R	Weight
36V Li-Ion	BLDC (brushless) Motor	3.9 / 3.9m/s <sup>2</sup>	3.1kg (excl. battery)
Model	Order PNC	RRP ex VAT	RRP inc VAT

225i Unit Only - 30cm / 12" 970 54 75-02

**240i** **NEW** **Li-Ion 36V**



Easy to start and use, this reliable battery chainsaw is built on the proven expertise of Husqvarna premium products.

- User Friendly Digital User Interface
- Brushless Motor
- Battery Through Body Design
- Max Torque Technology
- Tool Less Chain Tensioning
- Automatic Shutdown

Voltage	Motor type	Vibration levels F/R	Weight
36V Li-Ion	BLDC (brushless) Motor	2.6 / 3.7m/s <sup>2</sup>	3.5kg (excl. battery)
Model	Order PNC	RRP ex VAT	RRP inc VAT

240i Unit Only - 40cm / 16" 970 60 11-01

**BATTERIES**



Powerful 36V Li-ion batteries designed for demanding domestic use. High capacity for longer run times.

- Ideal for 100 - 300 series
- 3 LED charge indicator
- Battery management system
- Up to 600 charges
- Active cooling
- Continuous use (charge / re-charge)

Model	Order PNC
40-B70 2.0Ah	970 45 71-01
40-B140 4.0Ah	970 45 72-01
BLi30 7.5Ah	967 93 77-01

**CHARGERS**



Efficient charges for domestic batteries. QC250 offers fast charging with active cooling to prolong life of battery.

Model	Order PNC
C80 - 80W	970 48 78-02
QC250 - 250W	967 97 01-02
QC330 - 330W	970 52 22-02

For the full range of battery accessories please see pages 42 – 45



## PART-TIME USE



Products designed for more demanding domestic use, such as large gardens and estate maintenance. High performance motors deliver enough power to get the job done, whilst features such as intuitive keypad and cruise control make operation easy and enjoyable.

**Ideal for applications including:**

- **Demanding domestic use**
- **Medium to large areas**

### 340i



Lightweight and efficient all-round battery saw ideal for cutting smaller diameter timber, firewood and farm and estate maintenance.


- LED keypad with savE™
- Low noise
- 40cm<sup>3</sup> petrol performance
- Maximum performance with BLi30
- Slim body
- Tool-less tensioner

Voltage	Motor type	Vibration levels F/R	Weight
36V Li-ion	BLDC Brushless	3.2 / 3.2m/s <sup>2</sup>	2.8kg (excl. battery)
Model	Order PNC	RRP ex VAT	RRP inc VAT

Unit only - 35cm / 14" 967 98 79-14

### 322iHD60

NEW



This durable battery hedge trimmer delivers high-quality cuts at high capacity. Its lightweight, ergonomic design has a balanced rear handle and a mode selector to adapt power and runtime to the job at hand.

- User Friendly Digital User Interface
- Flexible Battery System
- Weatherproof (IPX4)
- Lightweight Design
- Automatic Shutdown
- 3-Speed Mode

Voltage	Motor type	Vibration levels F/R	Weight
36V Li-ion	BLDC Brushless	TBC	3.2kg (excl. battery)
Model	Order PNC	RRP ex VAT	RRP inc VAT

322iHD60 Unit only 970 46 64-01

### 325iLK

UPDATED



High performance battery combi machine designed for part-time use. Includes TA850 trimmer attachment.

- Brushless motor
- Multi-use
- Power unit only
- 3 performance modes
- 13 attachments available
- 25cm<sup>2</sup> petrol performance

Displacement	Power output	Vibration levels F/R	Weight
36V Li-ion	0.8kW / 1.0hp	2.6 / 1.0m/s <sup>2</sup>	3.8kg (excl. battery)
Model	Order PNC	RRP ex VAT	RRP inc VAT

325iLK Unit only 967 85 01-03  
J-Handle Kit 587 37 50-03



**325iL** **NEW** **Li-ion 36V**



The pro-grade quality and performance of this battery trimmer effectively tackle thick grass in any weather. Its brushless E-torq motor has active cooling for maximum efficiency and is rear-mounted for optimal balance and motor protection.

- User Friendly Digital User Interface
- 3-Speed Mode
- Weatherproof (IPX4)
- Brushless E-TORQ Motor
- Tap 'n' Go
- Optimised Shaft & Gear

Voltage	Motor type	Vibration levels F/R	Weight
36V Li-Ion	BLDC (brushless) Motor	TBC	3kg (excl. battery)
Model	Order PNC	RRP ex VAT	RRP inc VAT
325iL	970 56 68-01		

**325iB** **Li-ion 36V**



Lightweight easy to use battery blower designed for part-time use. Ideal for noise sensitive areas and use in covered spaces.

- 11.15 m<sup>3</sup>/min, 49m/s
- Brushless motor
- Boost effect
- 11N blow force
- Cruise Control

Voltage	Motor type	Vibration levels	Weight
36V Li-ion	BLDC Brushless	2.5m/s <sup>2</sup>	2.4kg (excl. battery)
Model	Order PNC	RRP ex VAT	RRP inc VAT
325iB Unit only	967 99 10-01		

**325iR** **NEW** **Li-ion 36V**



The pro-grade quality and performance of this battery brushcutter effectively tackle thick grass and light brush in any weather. Its brushless E-torq motor has active cooling for maximum efficiency and is rear-mounted for optimal balance and motor protection.

- User Friendly Digital User Interface
- 3-Speed Mode
- Weatherproof (IPX4)
- Brushless E-TORQ Motor
- Tap 'n' Go
- Optimised Shaft & Gear

Voltage	Motor type	Vibration levels F/R	Weight
36V Li-Ion	BLDC (brushless) Motor	TBC	3.5kg (excl. battery)
Model	Order PNC	RRP ex VAT	RRP inc VAT
325iR	970 56 69-01		

**340iBT** **Li-ion 36V**



Lightweight easy to use backpack battery blower designed for part-time use. Ideal for noise sensitive areas and use in covered spaces.

- 13.7 m<sup>3</sup>/min, 52m/s
- Brushless motor
- 2 battery slots
- In-line air outlet
- Intuitive LED keypad

Voltage	Motor type	Vibration levels	Weight
36V Li-ion	BLDC Brushless	0.1m/s <sup>2</sup>	6.3kg (excl. battery)
Model	Order PNC	RRP ex VAT	RRP inc VAT
340iBT Unit only	967 79 62-03		

**325iRj** **NEW** **Li-ion 36V**



The pro-grade quality and performance of this battery brushcutter effectively tackle thick grass and light brush in any weather. Its brushless E-torq motor has active cooling for maximum efficiency and is rear-mounted for optimal balance and motor protection.

- User Friendly Digital User Interface
- 3-Speed Mode
- Weatherproof (IPX4)
- Brushless E-TORQ Motor
- Tap 'n' Go
- Optimised Shaft & Gear

Voltage	Motor type	Vibration levels F/R	Weight
36V Li-Ion	BLDC (brushless) Motor	TBC	3.1kg (excl. battery)
Model	Order PNC	RRP ex VAT	RRP inc VAT
325iRj	970 56 70-01		

**Locate your nearest dealer**  
Visit: [www.husqvarna.com/uk/dealer-locator](http://www.husqvarna.com/uk/dealer-locator)

**HUSQVARNA RECOMMEND**  
Husqvarna protective glasses. Page 310





## PART-TIME USE



Products designed for more demanding domestic use on medium and larger areas. The battery lawn mowers feature lightweight and durable composite decks with optimised design for easy manoeuvrability and excellent collection performance. A choice of push, or variable speed self drive and both models feature adjustable height handles to suit the needs of any user.

**Ideal for applications including:**

- **Demanding domestic use**
- **Medium to large areas**


## LC 353iVX



High capacity battery-powered lawn mower with digital speed control and brushless motors. Dual BLi integrated battery slots with automatic switch over.

- Collect / BioClip® / rear eject
- Keypad with SavE™
- 60 litre collector
- Composite deck
- Adjustable, folding handles
- Husqvarna Connect

## LC 247i



Battery-powered push lawnmower for medium sized lawns. Dual BLi integrated battery slots with automatic switch over and brushless motor.

- Collect / BioClip® / rear eject
- Keypad with savE™
- 55 litre canvas collector
- Composite deck
- Adjustable, folding handles

Voltage	Cutting Width	Cutting Height	Drive
36V Li-ion	47cm	20 - 75mm	Push
Model	Order PNC	RRP ex VAT	RRP inc VAT
LC 247i Unit only	970 54 20-01		





Li-ion 36V



Intuitive keypad with SavE™ and status indicators. Control the ground speed of the mower at the push of a button to suit your walking speed.



Dual BLi integrated battery slots with automatic switch over for maximum convenience and run time.

Voltage	Cutting Width	Cutting Height	Drive
36V Li-ion	53cm	20 - 75mm	Variable speed
Model	Order PNC	RRP Ex VAT	RRP Inc VAT
LC 353iVX Unit only	967 86 20-01		

### LC 347iVX

Li-ion 36V



Battery-powered lawnmower with digital speed control and brushless motors. Dual BLi integrated battery slots with automatic switch over and Husqvarna Connect.

- Collect / BioClip® / rear eject
- Composite deck
- Keypad with savE™
- Adjustable, folding handles
- 55 litre canvas collector

Voltage	Cutting Width	Cutting Height	Drive
36V Li-ion	47cm	20 - 75mm	Variable speed
Model	Order PNC	RRP ex VAT	RRP inc VAT

LC 347iVX Unit only 967 86 23-01

### BATTERIES



Powerful 36V Li-ion batteries designed for demanding domestic use. High capacity for longer run times.

- Ideal for 100 - 300 series
- Up to 600 charges
- 3 LED charge indicator
- Active cooling
- Battery management system
- Continuous use (charge / re-charge)

Model	Order PNC
40-B70 2.0Ah	970 45 71-01
40-B140 4.0Ah	970 45 72-01
BLi30 7.5Ah	967 93 77-01

### CHARGERS



Efficient charges for domestic batteries. QC250 offers fast charging with active cooling to prolong life of battery.

Model	Order PNC
C80 - 80W	970 48 78-02
QC250 - 250W	967 97 01-02
QC330 - 330W	970 52 22-02

For the full range of battery accessories please see pages 42 – 45



**Locate your nearest dealer**

Visit: [www.husqvarna.com/uk/dealer-locator](http://www.husqvarna.com/uk/dealer-locator)

### HAVE YOU CONSIDERED?

The Husqvarna Automower® range.

Page 156





## FULL-TIME USE




High performance battery chainsaws, pole saws and power cutters designed for professional use. The products feature compact high torque motors giving constant levels of torque no matter what the cutting speed. All models offer petrol performance with lower noise, running costs and no direct emissions.

### Ideal for applications including:

- **Arboriculture**
- **Forestry**
- **Landscape maintenance**
- **Parks and public spaces**
- **Noise sensitive areas**
- **Building and light construction (535 / 540i XP® / K 535i)**
- **Hard landscaping (K 535i)**

### 535i XP®




Professional battery powered chainsaw offering petrol performance with maximum ease of use. Low noise, ideal for use in noise sensitive areas.

- X-CUT™ SP21G chain
- Low noise
- Captive bar nut
- Keypad with savE™
- 20m/s chain speed
- Weatherproof (IPX4)

Voltage	Motor type	Vibration levels F/R	Weight
36V Li-ion	BLDC Brushless	2.5 / 2.8m/s <sup>2</sup>	2.6kg (excl. battery)
Model	Order PNC	RRP ex VAT	RRP inc VAT
35cm / 14" Unit only	967 89 38-14		

### T535i XP®




Battery powered arborist chainsaw offering petrol equivalent chainspeed. Low noise level and weatherproof (IPX4) make it ideal in noise sensitive areas.

- X-CUT™ SP21G chain
- Low noise
- 20m/s chain speed
- Keypad with savE™
- Secondary eyelet
- Weatherproof (IPX4)

Voltage	Motor type	Vibration levels F/R	Weight
36V Li-ion	BLDC Brushless	2.0 / 2.4m/s <sup>2</sup>	2.4kg (excl. battery)
Model	Order PNC	RRP ex VAT	RRP inc VAT
30cm / 12" Unit only	967 89 39-12		

### 540i XP® / XP® G



High performance professional battery powered chainsaw with high chain speed and maximum ease of use. Low noise, ideal for use in noise sensitive areas.

- Heated handle option
- Low noise
- 40cm<sup>3</sup> petrol performance
- LED keypad with savE™
- Slim body
- Weatherproof (IPX4)

Voltage	Motor type	Vibration levels F/R	Weight
36V Li-ion	BLDC Brushless	3.6 / 3.7m/s <sup>2</sup>	2.6kg(excl. battery)
Model	Order PNC	RRP ex VAT	RRP inc VAT
540i XP® 35cm / 14"	970 57 24-14		
540i XP® 40cm / 16"	970 57 24-16		
540i XP®G 30cm / 12"	970 56 80-12		
540i XP®G 35cm / 14"	970 56 80-14		
540i XP®G 40cm / 16"	970 56 80-16		



**T540i XP® / XP® G**



High performance battery powered arborist chainsaw offering high chainspeed. Low noise level and weatherproof (IPX4) make it ideal in noise sensitive areas.

- Heated handle option
- Low noise
- 40cm<sup>3</sup> petrol performance
- LED keypad with savE™
- Secondary eyelet
- Weatherproof (IPX4)

Voltage	Motor type	Vibration levels F/R	Weight
36V Li-ion	BLDC Brushless	2.1 / 3.4m/s <sup>2</sup>	2.4kg (excl. battery)
Model	Order PNC	RRP ex VAT	RRP inc VAT

T540i XP® 30cm / 12"	967 86 37-12		
T540i XP® 35cm / 14"	967 86 37-14		
T540i XP®G 30cm / 12"	970 56 81-12		
T540i XP®G 35cm / 14"	970 56 81-14		
T540i XP®G 40cm / 16"	970 56 81-16		

**BATTERIES**



Powerful 36V Li-ion batteries designed for professional use. Maximum capacity for longer run times. Choose BLi backpack batteries for maximum run time.

- Ideal for 500 series
- All weather use
- 4 LED charge indicator
- Battery management system
- Up to 1500 charges
- Active cooling
- Integrated & backpack options
- Continuous use (charge / re-charge)

Model	Order PNC
BLi100 2.6Ah	967 09 18-01
BLi200 5.2Ah	967 09 19-01
BLi200X 5.2Ah	970 44 89-01
BLi300 9.4Ah	967 07 19-01
BLi950X 31.1Ah B/pack	967 09 32-01

**K 535i**



Battery power cutter designed for landscapers, pavers and roofers. Centred blade provides improved control compared to conventional power cutters. Weatherproof (IPX4)

- 230mm / 9" blade diameter
- Electric retarder
- Integrated dust suppression
- Cutting depth 76mm / 3"
- Keypad with savE™
- Centred blade

Voltage	Motor type	Vibration levels F/R	Weight
36V Li-ion	BLDC Brushless	2.1 / 2.5m/s <sup>2</sup>	3.5kg (excl. battery)
Model	Order PNC	RRP ex VAT	RRP inc VAT

23cm / 9" dia. Unit only	967 79 59-01		
Tacti S35 230mm	579 82 04-80		

**CHARGERS**



Chargers designed for professional use. QC500 is optimised for BLi300 and backpack batteries.

- 100 - 240V
- Active cooling
- LED status indicator

Model	Order PNC
QC330 - 330W	967 09 14-02
QC500 - 500W	967 09 15-02

For the full range of battery accessories please see pages 42 – 45

**HUSQVARNA RECOMMEND**

Technical Extreme PPE for professional performance. Pages 300 - 301





FULL-TIME USE




High performance battery grass trimmers, brushcutters and clearing saw designed for professional use. The products feature compact high torque motors giving constant levels of torque no matter what the cutting speed. This makes them ideal for a range of applications.

All models offer petrol performance with lower noise, running costs and no direct emissions.

**Ideal for applications including:**

- **Landscape maintenance**
- **Parks and public spaces**
- **Noise sensitive areas**

520iLX




Professional use battery loop handle trimmer with 2-way rotation trimmer head.

- Brushless motor
- Two way head rotation
- Blade capable
- Keypad with savE™
- T25B Tap'n'Go head
- Weatherproof (IPX4)

Voltage	Motor type	Vibration levels F/R	Weight
36V Li-ion	BLDC Brushless	1.2 / 0.7m/s <sup>2</sup>	3.0kg (excl. battery)
Model	Order PNC	RRP ex VAT	RRP inc VAT
520iLX Unit only	967 91 61-13		
J-Handle Kit	587 37 50-01		

520iRX




Professional use battery bullhorn trimmer with 2-way rotation trimmer head. Supplied with grass blade.

- Brushless motor
- Two way head rotation
- T25B head & grass blade
- Keypad with savE™
- Balance 35B harness
- Weatherproof (IPX4)

Voltage	Motor type	Vibration levels F/R	Weight
36V Li-ion	BLDC Brushless	1.2 / 0.7m/s <sup>2</sup>	3.8kg (excl. battery)
Model	Order PNC	RRP ex VAT	RRP inc VAT
520iRX Unit only	967 91 62-03		

525iLK

NEW



Robust, high-performance professional battery combi machine. Well-balanced, lightweight and power-equivalent to a 25cc petrol machine.

- Brushless E-TORQ motor
- Multi-use
- Weatherproof (IPX4)
- 3-Speed mode
- Attachments available
- Integrated Connectivity

Displacement	Power output	Vibration levels F/R	Weight
36V Li-ion	BLDC Brushless	TBC	3.3kg (excl. battery)
Model	Order PNC	RRP ex VAT	RRP inc VAT
525iLK Unit only	970 55 16-02		

**525iLXT** NEW 



Robust, high-performance professional battery grass trimmer. Well-balanced, lightweight and power equivalent to a 25cc petrol machine.

- Low Vib®
- 3-Speed Mode
- Weatherproof (IPX4)
- ActiveCool
- ErgoFeed™ trimmer function
- Optimised Shaft & Gear

Voltage	Motor type	Vibration levels F/R	Weight
36V Li-ion	BLDC Brushless	TBC	3.1kg (excl. battery)
Model	Order PNC	RRP ex VAT	RRP inc VAT

525iLXT Unit only 970 55 15-01

**535iRX** 



High-performance battery bull horn brushcutter designed for professional use in medium applications. 35cm<sup>3</sup> petrol equivalent performance.

- Low Vib®
- Balance 55 harness
- Weatherproof (IPX4)
- Intuitive keypad
- 45cm cutting swath

Voltage	Motor type	Vibration levels F/R	Weight
36V Li-ion	BLDC Brushless	1.3 / 1.4m/s <sup>2</sup>	4.9kg (excl. battery)
Model	Order PNC	RRP ex VAT	RRP inc VAT

535iRX Unit only 967 85 06-05

**525iRXT** NEW 



Robust, high-performance professional battery brushcutter. Lightweight, well-balanced and power equivalent to a 25cc petrol machine.

- Low Vib®
- 3-Speed Mode
- Weatherproof (IPX4)
- ActiveCool
- ErgoFeed™ trimmer function
- Optimised Shaft & Gear

Voltage	Motor type	Vibration levels F/R	Weight
36V Li-ion	BLDC Brushless	TBC	3.2kg (excl. battery)
Model	Order PNC	RRP ex VAT	RRP inc VAT

525iRXT Unit only 970 55 14-01

**535iFR** 



High-performance battery clearing saw designed for lighter forestry clearing applications. 35cm<sup>3</sup> petrol equivalent performance.

- Fleet Services™ ready
- Saw & grass blades
- 45cm cutting swath
- Intuitive keypad
- Balance 55 harness
- Weatherproof (IPX4)

Voltage	Motor type	Vibration levels F/R	Weight
36V Li-ion	BLDC Brushless	1.4 / 1.7m/s <sup>2</sup>	4.5kg (excl. battery)
Model	Order PNC	RRP ex VAT	RRP inc VAT

535iFR Unit only 967 85 05-04

**535iRXT** 



High-performance battery bull horn brushcutter designed for professional use in medium applications. 35cm<sup>3</sup> petrol equivalent performance.

- Fleet Services™ ready
- ErgoFeed auto line feed
- 45cm cutting swath
- Low Vib®
- Balance XB harness
- Weatherproof (IPX4)

Voltage	Motor type	Vibration levels F/R	Weight
36V Li-ion	BLDC Brushless	1.2 / 1.4m/s <sup>2</sup>	4.9kg (excl. battery)
Model	Order PNC	RRP ex VAT	RRP inc VAT

535iRXT Unit only 967 85 06-07

**HUSQVARNA RECOMMEND**

Technical Brushcutter and Trimmer clothing. Page 302





# FULL-TIME USE



High performance battery hedge trimmers and pole saws designed for professional use. The products feature compact high torque motors giving constant levels of torque no matter what the cutting speed. This makes them ideal for a range of applications.

All models offer petrol performance with lower noise, running costs and no direct emissions.

**Ideal for applications including:**

- **Landscape maintenance**
- **Parks and public spaces**
- **Noise sensitive areas**

## 522iHD60

NEW



A lightweight and well-balanced 36 Volt battery-powered hedge trimmer for full-time professional use.

- High Cutting Performance
- Trim-cut Blades
- Weatherproof (IPX4)
- Lightweight Design
- Integrated Connectivity
- LowVib™

Voltage	Motor type	Vibration levels F/R	Weight
36V Li-Ion	BLDC (brushless) Motor	2.1 / 1.7m/s <sup>2</sup>	3.6kg (excl. battery)
Model	Order PNC	RRP ex VAT	RRP inc VAT

522iHD60 Unit only 970 46 60-02

## 522iHDR60

NEW



A well-balanced, lightweight 36 Volt battery-powered coarse-cut hedge trimmer for full-time professional use.


- High Cutting Performance
- Coarse-Cut Blades
- Weatherproof (IPX4)
- Lightweight Design
- Integrated Connectivity
- Multi Position rear handle

Voltage	Motor type	Vibration levels F/R	Weight
36V Li-Ion	BLDC (brushless) Motor	2.2 / 2.6m/s <sup>2</sup>	4kg (excl. battery)
Model	Order PNC	RRP ex VAT	RRP inc VAT

522iHDR60 Unit only 970 46 62-02

## 522iHD75

NEW



A well-balanced, lightweight 36 Volt battery hedge trimmer for full-time professional use.

- High Cutting Performance
- Trim-cut Blades
- Weatherproof (IPX4)
- Lightweight Design
- Integrated Connectivity
- LowVib™

Voltage	Motor type	Vibration levels F/R	Weight
36V Li-Ion	BLDC (brushless) Motor	1.4 / 1.8m/s <sup>2</sup>	3.8kg (excl. battery)
Model	Order PNC	RRP ex VAT	RRP inc VAT

522iHD75 Unit only 970 46 61-02



520iHE3



Highly efficient professional battery pole hedge trimmer with 3.5m reach, features adjustable cutter bar. Weatherproof (IPX4) with low noise and vibrations.

- Brushless motor
- Remote cutter adjustment
- 4000 cuts/min blade speed
- Keypad with savE™
- Transport position
- Head adjustment 120°

Voltage	Motor type	Vibration levels F/R	Weight
36V Li-ion	BLDC Brushless	3.5 / 2.5m/s <sup>2</sup>	4.1kg (excl. battery)
Model	Order PNC	RRP ex VAT	RRP inc VAT

Unit only - 55cm / 22" 967 91 58-13

530iPT5




Robust telescopic pole saw designed for professional use. Lightweight and well balanced with petrol equivalent performance. Weatherproof (IPX4).

- 20m/s chain speed
- Telescopic
- Low noise
- Keypad with savE™
- 293 - 400cm length
- Slimline cutting head

Voltage	Motor type	Vibration levels F/R	Weight
36V Li-ion	BLDC Brushless	1.0 / 1.2m/s <sup>2</sup>	5.0kg (excl. battery)
Model	Order PNC	RRP ex VAT	RRP inc VAT

530iPT5 Unit only 967 88 48-11

520iHT4




Telescopic professional battery pole hedge trimmer with 4.5m reach, features adjustable cutter bar. Weatherproof (IPX4) with low noise and vibrations.

- Brushless motor
- Extended length 3.5 m
- 4000 cuts/min blade speed
- Keypad with savE™
- Transport position
- Head adjustment 120°

Voltage	Motor type	Vibration levels F/R	Weight
36V Li-ion	BLDC Brushless	2.0 / 1.7m/s <sup>2</sup>	5.3kg (excl. battery)
Model	Order PNC	RRP ex VAT	RRP inc VAT

Unit only - 55cm / 22" 967 97 12-03

530iP4



Robust fixed length battery pole saw designed for professional use. Lightweight and well balanced with petrol equivalent performance. Weatherproof (IPX4).

- 20m/s chain speed
- Fixed length
- Low noise
- Keypad with savE™
- 250cm length
- Slimline cutting head

Voltage	Motor type	Vibration levels F/R	Weight
36V Li-ion	BLDC Brushless	1.0 / 0.9m/s <sup>2</sup>	3.4kg (excl. battery)
Model	Order PNC	RRP ex VAT	RRP inc VAT

530iP4 Unit only 967 88 47-11

BATTERIES



Powerful 36V Li-ion batteries designed for professional use. Maximum capacity for longer run times. Choose BLi backpack batteries for maximum run time.

- Ideal for 500 series
- All weather use
- 4 LED charge indicator
- Battery management system
- Up to 1500 charges
- Active cooling
- Integrated & backpack options
- Continuous use (charge / re-charge)

Model	Order PNC
BLi100 2.6Ah	967 09 18-01
BLi200 5.2Ah	967 09 19-01
BLi200X 5.2Ah	970 44 89-01
BLi300 9.4Ah	967 07 19-01
BLi950X 31.1Ah B/pack	967 09 32-01

CHARGERS



Chargers designed for professional use. QC500 is optimised for BLi300 and backpack batteries.

- 100 - 240V
- Active cooling
- LED status indicator

Model	Order PNC
QC330 - 330W	967 09 14-02
QC500 - 500W	967 09 15-02

For the full range of battery accessories please see pages 42 – 45



# FULL-TIME USE




High performance battery handheld blowers designed for full-time professional use. With unique fan design and brushless motors, the products produce petrol equivalent performance and powerful airflow. The blowers are ideal for use in noise sensitive or enclosed spaces.

**Ideal for applications including:**

- **Landscape maintenance**
- **Parks and public spaces**
- **Inner city cleaning**
- **Noise sensitive areas**
- **Indoor and enclosed spaces**

## 525iB II




A powerful and low weight handheld battery blower designed for professional use. Weatherproof (IPX4) and low noise, ideal for use in noise sensitive areas.

- Brushless motor
- Weatherproof (IPX4)
- Cruise control & Boost

Voltage	Motor type	Vibration levels	Weight
36V Li-ion	BLDC Brushless	TBC	2.5kg (excl. battery)
Model	Order PNC	RRP ex VAT	RRP inc VAT

525iB Mark II Unit only 967 91 55-03

## 530iBX




High performance ultra low noise battery blower designed for professional use. Backpack battery only and weatherproof (IPX4) for maximum performance.

- 14.1 m<sup>3</sup>/min, 56.2m/s
- Brushless motor
- Cruise control & Boost
- 77.6dB(A) noise level
- Keypad with savE™
- Backpack battery use only

Voltage	Motor type	Vibration levels	Weight
36V Li-ion	BLDC Brushless	0.4m/s <sup>2</sup>	2.9kg (excl. battery)
Model	Order PNC	RRP ex VAT	RRP inc VAT

530iBX Unit only 967 94 14-06

## 550iBTX



Powerful and ergonomic backpack battery blower for professional use. Extremely low noise and vibration levels and weatherproof (IPX4) giving maximum flexibility and productivity.

- 12.8 m<sup>3</sup>/min, 54.6m/s
- Brushless motor
- Cruise control & Boost
- 76.6dB(A) noise level
- Keypad with savE™
- Backpack battery use only

Voltage	Motor type	Vibration levels	Weight
36V Li-ion	BLDC Brushless	0.1m/s <sup>2</sup>	6.3kg (excl. battery)
Model	Order PNC	RRP ex VAT	RRP inc VAT

550iBTX Unit only 967 68 11-05





**BATTERIES**



Powerful 36V Li-ion batteries designed for professional use. Maximum capacity for longer run times. Choose BLi backpack batteries for maximum run time.

- Ideal for 500 series
- All weather use
- 4 LED charge indicator
- Battery management system
- Up to 1500 charges
- Active cooling
- Integrated & backpack options
- Continuous use (charge / re-charge)

Model	Order PNC
BLi100 2.6Ah	967 09 18-01
BLi200 5.2Ah	967 09 19-01
BLi200X 5.2Ah	970 44 89-01
BLi300 9.4Ah	967 07 19-01
BLi950X 31.1Ah B/pack	967 09 32-01

**CHARGERS**



Chargers designed for professional use. QC500 is optimised for BLi300 and backpack batteries.

- 100 - 240V
- Active cooling
- LED status indicator

Model	Order PNC
QC330 - 330W	967 09 14-02
QC500 - 500W	967 09 15-02

For the full range of battery accessories please see pages 42 – 45

**SHARE** your stories and photos on your Facebook, Instagram and Twitter by tagging us.

**HusqvarnaUK**

**UK\_Husqvarna**

**HusqvarnaUK**





## PART-TIME / FULL-TIME USE



Collection and mulch battery lawn mowers designed for full-time professional use on medium and larger areas in the most demanding conditions. Featuring commercial grade components and a range of commercial batteries that deliver outstanding performance, durability and reliability no matter what the application. The machines are simple to use and very easy to maintain.

### Ideal for applications including:

- Municipalities
- Landscape and grounds maintenance
- Parks and public spaces
- Noise sensitive areas
- Sports turf

### LC 551iV



High performance fully professional self-propelled battery lawn mower designed for full-time use. High performance cast aluminium deck giving excellent collection performance. Digital variable speed control, user interface and Fleet Services™ compatible.

- Collect / rear eject
- Adjustable, folding handles
- Integrated x2 or backpack battery
- 65 litre collector
- Cast aluminium deck / wheels
- Central height adjustment
- Vibration level 0.3m/s<sup>2</sup>
- Weather proof (IPX4)

### LB 442i



Compact battery mulch mower designed for semi-professional use, ideal in complex smaller areas. Features user interface with PowerBoost and savE™ modes. Fleet Services™ compatible.

- BioClip® (mulch)
- Adjustable handle
- 2 integrated battery slots
- Cast aluminium deck
- Central height adjustment
- Vibration level 0.3m/s<sup>2</sup>

Voltage	Cutting Width	Cutting Height	Drive
36V Li-ion	42cm	34 - 55mm	Push
Model	Order PNC	RRP ex VAT	RRP inc VAT
LB 442i Unit only	970 48 23-01		

### LB 448i



Battery mulch mower designed for semi-professional use, ideal in complex areas. Features user interface with PowerBoost and savE™ modes. Fleet Services™ compatible.

- BioClip® (mulch)
- Adjustable handle
- 2 integrated battery slots
- Cast aluminium deck
- Central height adjustment
- Vibration level 0.3m/s<sup>2</sup>

Voltage	Cutting Width	Cutting Height	Drive
36V Li-ion	48cm	30 - 60mm	Push
Model	Order PNC	RRP ex VAT	RRP inc VAT
LB 448i Unit only	970 48 24-01		



Li-ion 36V



Intuitive keypad with SavE™ and status indicators. Control the ground speed of the mower at the push of a button to suit your walking speed.



Dual BLi integrated battery slots with automatic switch over for maximum convenience and run time. Backpack battery capable with BLi carrier accessory.

Voltage	Cutting Width	Cutting Height	Drive
36V Li-ion	51cm	26 - 74mm	Variable speed
Model	Order PNC	RRP Ex VAT	RRP Inc VAT
LC55iV Unit only	967 97 72-01		

BATTERIES



Powerful 36V Li-ion batteries designed for professional use. Maximum capacity for longer run times. Choose BLi backpack batteries for maximum run time.

- Ideal for 500 series
- All weather use
- 4 LED charge indicator
- Battery management system
- Up to 1500 charges
- Active cooling
- Integrated & backpack options
- Continuous use (charge / re-charge)

Model	Order PNC
BLi100 2.6Ah	967 09 18-01
BLi200 5.2Ah	967 09 19-01
BLi200X 5.2Ah	970 44 89-01
BLi300 9.4Ah	967 07 19-01
BLi950X 31.1Ah Battery	579 82 22-01

LB 548i

Li-ion 36V



High capacity mulch mower designed for professional use, ideal in complex areas. Features user interface with PowerBoost and savE™ modes. Fleet Services™ compatible.

- BioClip® (mulch)
- Adjustable handle
- Integrated x2 or backpack battery
- Cast aluminium deck / wheels
- Central height adjustment
- Vibration level 0.3m/s<sup>2</sup>

Voltage	Cutting Width	Cutting Height	Drive
36V Li-ion	48cm	30 - 60mm	Push
Model	Order PNC	RRP ex VAT	RRP inc VAT
LB 548i Unit only	967 97 73-01		

CHARGERS



Chargers designed for professional use. QC500 is optimised for BLi300 and backpack batteries.

- 100 - 240V
- Active cooling
- LED status indicator

Model	Order PNC
QC330 - 330W	967 09 14-02
QC500 - 500W	967 09 15-02

For the full range of battery accessories please see pages 42 – 45

LB 553iV

Li-ion 36V



High performance fully professional self-propelled battery lawnmower designed for full-time use. Robust aluminium deck ideal for mid to large areas.

- BioClip®
- Adjustable handle
- Mulching blade
- Cast aluminium deck
- Integrated or backpack battery
- Vibration level 1.3m/s<sup>2</sup>

Voltage	Cutting Width	Cutting Height	Drive
36V Li-ion	53cm	28 - 65mm	Variable speed
Model	Order PNC	RRP ex VAT	RRP inc VAT
LB 553iV Unit only	970 52 57-01		

DID YOU KNOW?

The BLi carrier attachment allows the BLi backpack batteries to power the mowers for extended runtime.




Model	Order PNC
BLi Backpack Carrier	597 84 87-01



## ACCESSORIES



### BLi30 BATTERY



Powerful integrated battery designed for demanding domestic use. High capacity for longer run times, ideal for lawn mowers, blowers and chainsaws.

- Ideal for 100 - 300 series
- Battery management system
- Active cooling
- 4 LED charge indicator
- Up to 600 charges
- Continuous use

Type	Capacity	Energy	Weight
36V Li-ion	7.5Ah	270Wh	1.9kg
Model	Order PNC	RRP ex VAT	RRP inc VAT
BLi30	967 93 77-01		

### BLi100 BATTERY




Powerful integrated batteries designed for professional use. High power to weight ratio with maximum capacity for longer run times.

- Ideal for 500 series
- 4 LED charge indicator
- Up to 1500 charges
- Continuous use
- All weather use
- Battery management system
- Active cooling

Type	Capacity	Energy	Weight
36V Li-ion	2.6Ah	94Wh	0.9kg
Model	Order PNC	RRP ex VAT	RRP inc VAT
BLi100	967 09 18-01		

### B70 / B140 BATTERIES




Powerful integrated battery designed for demanding domestic use. High capacity for longer run times.

- Ideal for 100 - 300 series
- 4 LED charge indicator
- Active cooling
- Battery management system
- Up to 600 charges
- Continuous use

Type	Capacity	Energy	Weight
36V Li-ion	2.0Ah	72Wh	0.8kg
Model	Order PNC	RRP ex VAT	RRP inc VAT
B70	970 45 71-01		
B140	970 45 72-01		
Type	Capacity	Energy	Weight
36V Li-ion	4.0Ah	144Wh	1.3kg
Model	Order PNC	RRP ex VAT	RRP inc VAT

### BLi200 BATTERY



Powerful integrated batteries designed for professional use. High power to weight ratio with maximum capacity for longer run times.

- Ideal for 500 series
- 4 LED charge indicator
- Up to 1500 charges
- Continuous use
- All weather use
- Battery management system
- Active cooling

Type	Capacity	Energy	Weight
36V Li-ion	5.2Ah	187Wh	1.3kg
Model	Order PNC	RRP ex VAT	RRP inc VAT
BLi200	967 09 19-01		



**BLi200X BATTERY**



Powerful integrated battery designed specifically for use with the 540 / T540i XP® chainsaws. High power to weight ratio with maximum capacity for longer run times.

- For use with T540 / 540i XP®
- 4 LED charge indicator
- Up to 1500 charges
- Continuous use
- All weather use
- Battery management system
- Active cooling

Type	Capacity	Energy	Weight
36V Li-ion	5.2Ah	187Wh	1.3kg
Model	Order PNC	RRP ex VAT	RRP inc VAT
BLi200X	970 44 89-01		

**BLi300 BATTERY**



Our largest capacity integrated battery designed for intensive professional use. Market leading capacity, ideal for high energy use applications.

- Ideal for 500 series
- 4 LED charge indicator
- Up to 1500 charges
- Continuous use
- All weather use
- Battery management system
- Active cooling

Type	Capacity	Energy	Weight
36V Li-ion	9.4Ah	338Wh	1.8kg
Model	Order PNC	RRP ex VAT	RRP inc VAT
BLi300	967 07 19-01		

**BLi950X BACKPACK BATTERY**



Large capacity high performance backpack battery designed for intensive professional use. Ideal for high energy use applications allowing up to a full days use on a single charge.

- Ideal for 500 series
- Percentage charge indicator
- Up to 1500 charges
- Continuous use
- IPX4 rated - All weather use
- Battery management system
- Active cooling
- Adjustable harness with cable routing

Type	Capacity	Energy	Weight
36V Li-ion	31.1Ah	1120Wh	6.9kg excl. harness
Model	Order PNC	RRP ex VAT	RRP inc VAT
BLi950X	967 09 32-01		
BLi950X - Battery only	579 82 22-01		

**WL8i Work Light** NEW



Convenient portable battery-powered work light that is easy to carry and position.

- Compatible with all BLi batteries
- Built-in power bank with USB outlet to charge mobile devices.
- 120° rotating head for adjustable light angle
- Water and dust resistant.
- Built in hook for suspension/ flexible positioning
- Mechanical impact protection according to EN62262 IK07

Model	Order PNC	RRP ex VAT	RRP inc VAT
WL8i Work Light	970 58 49-01		

**WL8i Tripod** NEW



Accessory for the WL8i Work Light. Allows you to adjust the light to the height you need, up to 3m.

Model	Order PNC	RRP ex VAT	RRP inc VAT
Tripod	535 32 49-01		

**WL8i Diffuser** NEW



Accessory for the WL8i Work Light. Illuminates the whole work site bringing more light hours to your day.

Model	Order PNC	RRP ex VAT	RRP inc VAT
Diffuser	535 32 49-02		

**Locate your nearest dealer**  
Visit: [www.husqvarna.com/uk/dealer-locator](http://www.husqvarna.com/uk/dealer-locator)





## COMFORTABLE BATTERY SYSTEM BELT

Husqvarna Flexi battery belt allows you to carry your spare Husqvarna BLi batteries and accessories on your hips for added comfort during long, efficient workdays. By connecting your product to a battery in the belt, you can also reduce the carrying weight. Durable and comfortable design for tough work.



Robust design for carrying a number of batteries and accessories



Water-resistant material

Possible to add braces, available as option.

5 fixing points for batteries and application specific tools



Tool-less system for moving batteries and accessories

Universal carrying system for accessories

### BATTERY BELT FLEXI - CONNECTOR KIT



Enables backpack battery only products to be powered using a BLi integrated battery whilst allowing additional batteries and accessories to be carried.

- 5 fixing points
- 1 BLi carrier included
- Accessory bag included
- Carry up to 3 BLi batteries
- 1 BLi carrier with connector included
- Connector for 536LiBX / 540iBX

Model	Order PNC	RRP ex VAT	RRP inc VAT
Flexi connector kit	590 77 67-03		

### BATTERY BELT FLEXI - ADAPTER KIT



Enables Husqvarna BLi integrated batteries to be connected to the product from the belt instead of in the product, reducing overall product weight.

- 5 fixing points
- 1 BLi carrier included
- Accessory bag included
- Carry up to 3 BLi batteries
- 1 BLi carrier with adapter included

Model	Order PNC	RRP ex VAT	RRP inc VAT
Flexi adapter kit	590 77 67-02		

### BACKPACK ADAPTOR



Enables battery belt flexi - connector kit to be used with complete battery series handheld range (excludes 536LiBX / 540iBX).

Model	Order PNC	RRP ex VAT	RRP inc VAT
Adaptor kit	582 78 05-01		

### BLi CARRIER



BLi battery carrier for carrying additional batteries, clips on to flexi battery belts. Maximum 3 BLi carriers per belt.

Model	Order PNC	RRP ex VAT	RRP inc VAT
BLi Carrier	590 77 72-01		

### ACCESSORY BAG



Universal carrying system for accessories or refreshments.

Model	Order PNC	RRP ex VAT	RRP inc VAT
Accessory bag	596 25 29-01		



**QC80F CHARGER**



Field charger for charging from 12 V car/truck outlet during transport.

- Voltage 12V
- Charge indicator LED

Charging power	Order PNC	RRP ex VAT	RRP inc VAT
80W	967 62 83-01		

**C80 CHARGER**



Standard charger designed for domestic use.

- Mains voltage 100 - 240V
- Charge indicator LED

Charging power	Order PNC	RRP ex VAT	RRP inc VAT
80W	970 48 78-02		

**QC250 CHARGER**



Quick charger designed for occasional and part-time use. Features active cooling to prolong the life of the battery.

- Mains voltage 100 - 240V
- Active cooling
- Charge indicator LED

Charging power	Order PNC	RRP ex VAT	RRP inc VAT
250W	967 97 01-02		

**QC330 CHARGER**



Quick charger designed for professional use.

- Mains voltage 100 - 240V
- Active cooling
- Charge indicator LED

Charging power	Order PNC	RRP ex VAT	RRP inc VAT
330W	970 52 22-02		

**QC500 CHARGER**



High speed charger designed for efficient charging of high capacity batteries. Ideal for intensive professional applications.

- Recommended use BLi300 - 950X
- Charge indicator LED
- Mains voltage 100 - 240V
- Active cooling

Charging power	Order PNC	RRP ex VAT	RRP inc VAT
500W	970 44 95-02		

**V1600F VOLTAGE CONVERTER**



Enables quick charging in the field by converting 12V DC from any lead-acid battery to 220V AC.

- All QC Chargers
- Voltage 12V

Model	Order PNC	RRP ex VAT	RRP inc VAT
V1600F Voltage Converter	967 62 85-02		

**BACKPACK BATTERY HIP PAD**



Fastens to the BLi backpack battery harness removing the need for two harnesses. Ideal with bullhorn brushcutter and blowers. Fits BLi520X - 950X

Model	Order PNC	RRP ex VAT	RRP inc VAT
Hip pad	587 83 40-01		

**Locate your nearest dealer**  
Visit: [www.husqvarna.com/uk/dealer-locator](http://www.husqvarna.com/uk/dealer-locator)





# TECHNICAL SPECIFICATIONS



BATTERY CHAINSAWS	225i	240i	340i	535i XP®	T535i XP®	540i XP®/ XP®G	T540i XP®/ XP®G
<b>TECHNICAL SPECIFICATIONS</b>							
Battery type	Li-Ion	Li-Ion	Li-Ion	Li-Ion	Li-Ion	Li-Ion	Li-Ion
Voltage, V	36V	36V	36	36	36	36	36
Motor type	BLDC (brushless)	BLDC (brushless)	BLDC (brushless)	BLDC (brushless)	BLDC (brushless)	BLDC (brushless)	BLDC (brushless)
Chain speed max power m/s	12	12	18	20	20	24	24
Sound pressure level at operators ear, dB(A)	89	91	88	93	93	95	92
Sound power level guaranteed (LWA) dB(A)	100	102	101	106	106	106	103
Equivalent vibration level (ahv, eq) front /rear handle, m/s <sup>2</sup> *	3.9/3.9	2.6/3.7	3.2 / 3.2	2.5/2.8	2.0/2.4	3.6 / 3.7	2.1 / 3.4
Chain pitch, inch	3/8 mini	3/8 mini	3/8	0.325 / 1/4	0.325 / 1/4	.325 mini	0.325
Recommended bar length, min-max, cm/inch	30-35/ 12-14	35-45/ 14-18	30-40/12-16	25-35/10-14	25-35/10-14	30-40/12-16	30-35 / 12-14
Weight (excl. battery and cutting equipment), kg	3.1	3.5	2.8	2.6	2.4	2.9	2.5
<b>FEATURES</b>							
Belt eye let	—	—	—	—	●	—	●
Flip up tank cap	●	●	●	●	●	●	●
Inertia chain brake	●	●	●	●	●	●	●
Intuitive key pad	●	●	●	●	●	●	●
Retained bar nuts	—	—	—	●	●	●	●
saveE™	●	●	●	●	●	●	●
Tool-less chain tensioning	●	●	●	—	—	—	—

● = Available (●) = Accessory — = Not available \*Equivalent vibration level, according to EN 60745-2-13. Reported data for equivalent vibration level has a typical statistical dispersion (standard deviation) of 1 m/s<sup>2</sup>. Declared vibration data from measurements when the machine is fitted with a bar length and recommended chain type. If the machine is fitted with a different bar length, the vibration level may vary by max ± 1.5 m/s<sup>2</sup>.





BATTERY POLE SAWS	120iTK4-P	530iP4	530iPT5
<b>TECHNICAL SPECIFICATIONS</b>			
Battery type	Li-Ion	Li-Ion	Li-Ion
Voltage, V	36	36	36
Motor type	PMDC (2 brushed)	BLDC (brushless)	BLDC (brushless)
Chain speed max power m/s	10	20	20
Sound pressure level at operators ear, dB(A)	80.6	88	83
Sound power level guaranteed (LWA) dB(A)	93	98	98
Equivalent vibration level (ahv, eq) front/rear handle, m/s <sup>2</sup> *	2.3/2.2	1.0/0.9	1.0/1.2
Chain pitch, inch	3/8	1/4	1/4
Recommended bar length, min-max, cm/inch	25/10	25-30/10-12	25-30/10-12
Length, extended, with cutting equipment, cm	285	250	400
Weight (excl. battery and cutting equipment), kg	3.5	3.4	5.0
<b>FEATURES</b>			
Flip up tank cap	—	●	●
Harness eyelet	●	●	●
Intuitive key pad	●	●	●
Rear impact guard	—	●	●
Retained bar nuts	—	—	—
savE™	●	●	●
Telescopic tube	●	—	●
<b>HARNESS</b>			
Single harness	●	●	●
Flexible harness for backpack battery	—	—	—

● = Available (●) = Accessory — = Not available \*Equivalent vibration level, according to EN 60745-2-13. Reported data for equivalent vibration level has a typical statistical dispersion (standard deviation) of 1 m/s<sup>2</sup>. Declared vibration data from measurements when the machine is fitted with a bar length and recommended chain type. If the machine is fitted with a different bar length, the vibration level may vary by max ± 15 m/s<sup>2</sup>.

BATTERY POWER CUTTER	K 535i
<b>TECHNICAL SPECIFICATIONS</b>	
Battery type	Li-ion
Battery voltage, V	36
Motor type	BLDC Brushless
Blade, mm	230
Cutting depth, mm	76
Sound pressure level at operators ear, dB(A)	98.5
Sound power level guaranteed (LWA) dB(A)	109.5
Equivalent vibration level (ahv, eq) handle, m/s <sup>2</sup> * 0	2.1/2.5
Weight (excl. battery and cutting equipment), kg	3.5
<b>FEATURES</b>	
savE™	●
Electric retarder	●
Safety loop	●



## ! A MINIMUM OF MAINTENANCE FOR MAXIMUM PERFORMANCE

Husqvarna battery-powered products need virtually no mechanical maintenance, however, sharp cutting equipment is always recommended and the electronics and software should be checked regularly to ensure problem-free operation. Let your battery product be serviced by qualified Husqvarna technicians using only Genuine Husqvarna or recommended spare parts. This will support the product's performance and lifetime. See your owner's manual or consult your Authorised Husqvarna dealer if any uncertainty occurs.



# TECHNICAL SPECIFICATIONS



BATTERY TRIMMERS	110iL	215iL	325iL	325iR	325iRJ	325iLK	
<b>TECHNICAL SPECIFICATIONS</b>							
Battery type	Li-ion	Li-ion	Li-ion	Li-ion	Li-ion	Li-ion	
Voltage, V	36	36	36V	36V	36V	36	
Motor type	PMDC (brushed)	BLDC (brushless)	BLDC (brushless)	BLDC (brushless)	BLDC (brushless)	BLDC (brushless)	
Tube diameter, mm	26	36	24	24	24	24	
Cutting diameter, cm	30	31	42	42	42	42	
Sound pressure level at operators ear, dB(A)	73.4	< 85	< 85 (TBC)	< 85 (TBC)	< 85 (TBC)	82	
Sound power level guaranteed (LWA) dB(A)	92	92	TBC	TBC	TBC	97	
Equivalent vibration level (ahv, eq) left/right handle, m/s <sup>2</sup> *	1.36/1.05	—	TBC	TBC	TBC	2.6 / 1.0	
Equivalent vibration level (ahv, eq) front/rear handle, m/s <sup>2</sup> *	1.36/1.05	4.5/2.7	TBC	TBC	TBC	—	
Weight (excl. battery), kg	3.2	3.1	3.0 (TBC)	3.1 (TBC)	3.5 (TBC)	3.8	
<b>FEATURES</b>							
High handlebar	—	—	—	—	—	—	
Anti-vibration	—	—	—	—	—	—	
Intuitive key pad	●	●	●	●	●	●	
saveE™	—	●	●	●	●	—	
Tap-n-Go trimmer head	—	●	●	●	●	●	
ErgoFeed™ trimmer head	—	—	—	—	—	—	
Two way rotation	—	—	—	—	—	—	
3-speed mode	—	—	●	●	●	●	
Click on attachments	—	—	—	—	—	●	
<b>HARNESS</b>							
Balance 35B	—	—	—	●	—	—	
Balance 55	—	—	—	—	—	—	
Balance XB™	—	—	—	—	—	—	
<b>CUTTING EQUIPMENT</b>							
	●/—/—	●/—/—	●/—/—	●/●/—	●/●/—	●/—/—	

● = Available (●) = Accessory — = Not available \*Equivalent vibration level, according to EN 60745-2-13. Reported data for equivalent vibration level has a typical statistical dispersion (standard deviation) of 1 m/s<sup>2</sup>.

BATTERY HEDGE TRIMMERS	120iTK4-H	215iHD45	322iHD60	522iHD60	522iHDR60	522iHD75	520iHE3	520iHT4
<b>TECHNICAL SPECIFICATIONS</b>								
Battery type	Li-ion	Li-ion	Li-ion	Li-ion	Li-ion	Li-ion	Li-ion	Li-ion
Voltage, V	36	36	36V	36V	36V	36V	36	36
Motor type	PMDC (2 brushed)	BLDC (brushless)	BLDC (brushless)	BLDC (brushless)	BLDC (brushless)	BLDC (brushless)	BLDC (brushless)	BLDC (brushless)
Sound pressure level at operators ear, dB(A)	81.3	79	TBC	81	81	81	84	80
Sound power level guaranteed (LWA), dB(A)	94	90	TBC	95	95	95	95	94
Equivalent vibration level (ahv, eq) front/rear handle, m/s <sup>2</sup> *	1.223/0.816	1.5/1.5	TBC	2.1/1.7	2.2/2.6	1.4/1.8	3.5/2.5	2.0 / 1.7
Length cutting equipment, cm	50	45	60	60	60	75	55	55
Length, extended, with cutting equipment, cm	287	—	TBC	116	116	134	226	350
Teeth opening, mm	20	33	TBC	30	30.5	30	32	32
Cutting speed cuts /min	2800	3000	3500	4400	3200	4400	4000	4000
Weight (excl. battery), kg	4.5	3.2	3.2	3.6	3.9	3.9	4.1	5.3
<b>FEATURES</b>								
Adjustable rear handle	—	—	—	●	●	●	—	—
Intuitive key pad	●	●	●	●	●	●	●	●
saveE™	●	●	●	—	—	—	●	●
Telescopic	●	—	—	—	—	—	—	●

● = Available (●) = Accessory — = Not available \*Equivalent vibration level, according to EN 60745-2-13. Reported data for equivalent vibration level has a typical statistical dispersion (standard deviation) of 1 m/s<sup>2</sup>.



	520iLX	520iRX	525iLK	525iLXT	525iRXT	535iRX	535iRXT	535iFR
	Li-ion	Li-ion	Li-ion	Li-ion	Li-ion	Li-ion	Li-ion	Li-ion
	36	36	36V	36V	36V	36	36	36
	BLDC (brushless)	BLDC (brushless)	Husqvarna E-TORQ™ BLDC (brushless)	Husqvarna E-TORQ™ BLDC (brushless)	Husqvarna E-TORQ™ BLDC (brushless)	BLDC (brushless)	BLDC (brushless)	BLDC (brushless)
	24	24	24	24	24	28	28	28
	40	40	42	47	46	45	45	45
	76	76	92	78.2	81.1	80	80	80
	96	96	93	93	93	96	96	96
	—	1.2/0.7	—	—	—	1.3/1.4	1.2/1.4	1.4/1.7
	1.2/0.7	—	6.6/3.9	2.8/1.9	TBC	—	—	—
	30	3.8	30	3.1	4.2	4.9	4.9	4.5
	—	●	—	—	●	●	●	●
	—	—	—	—	●	●	●	—
	●	●	●	●	●	●	●	●
	●	●	—	—	—	—	—	—
	●	●	●	—	—	●	—	●
	—	—	—	●	●	—	●	—
	●	●	—	—	—	—	—	—
	—	—	—	●	●	●	●	●
	—	—	●	—	—	—	—	—
	—	●	—	—	—	—	—	—
	—	—	—	—	—	●	—	●
	—	—	—	—	—	—	●	—
	●/(●)/—	●/●/—	●/—/—	●/—/—	●/●/—	●/●/—	●/●/—	●/●/●



# TECHNICAL SPECIFICATIONS



BATTERY BLOWERS	120iB	120iBV	325iB	340iBT	525iB MARK II	530iBX	550iBTX
<b>TECHNICAL SPECIFICATIONS</b>							
Battery type	Li-Ion	Li-Ion	Li-Ion	Li-Ion	Li-Ion	Li-Ion	Li-Ion
Voltage, V	36	36V	36V	36	36	36	36
Motor type	BLDC (brushless)	BLDC (brushless)	BLDC (brushless)	BLDC (brushless)	BLDC (brushless)	BLDC (brushless)	BLDC (brushless)
Titled Blow Force	10	TBC	11	17	TBC	16	21
Sound pressure level at operators ear, dB(A)	83	TBC	83	79	85	77.6	76.6
Sound power level guaranteed (LWA), dB(A)	97	TBC	100	97	101	91	94
Equivalent vibration level (ahv, eq) handle, m/s <sup>2</sup> *	0.7	TBC	2.5	0.1	0.5	0.4	0.1
Blow force boost, (N)	10	—	15	17	17	16	21
Air Flow in Pipe, Boost, m <sup>3</sup> /min	—	—	13	17	13.33	14.1	15.6
Air flow in pipe, m <sup>3</sup> /min	10.3	TBC	11.15	13.7	11.33	12.4	12.8
Air speed boost, m/s	—	—	—	61	59	56.2	66
Air speed, m/s	46	TBC	49	52	48	49.6	54
Weight (excl. battery), kg	2.0	TBC	2.5	6.3	2.4	2.9	6.3
<b>FEATURES</b>							
Backpack battery	—	—	—	●	●	●	●
Belt hook	—	—	(●)	—	●	●	—
Boost effect	—	—	●	●	●	●	●
Cruise control	—	—	●	●	●	●	●
Different tube lengths	—	(●)	(●)	(●)	(●)	(●)	(●)
Internal battery	●	—	●	●	●	(●) Battery Belt Only	—
Intuitive key pad	●	—	●	●	●	●	●

● = Available (●) = Accessory — = Not available \*Equivalent vibration level, according to EN 60745-2-13. Reported data for equivalent vibration level has a typical statistical dispersion (standard deviation) of 1 m/s<sup>2</sup>.

BATTERIES	40-B70	40-B140	BLi30	BLi100	BLi200	BLi200X	BLi300	BLi950X
<b>TECHNICAL SPECIFICATIONS</b>								
Battery type	Li-Ion	Li-Ion	Li-Ion	Li-Ion	Li-Ion	Li-Ion	Li-Ion	Li-Ion
Battery voltage, V	36	36	36	36	36	36	36	36
Capacity, Ah	2.0	4.0	7.5	2.6	5.2	5.2	9.4	31.1
Energy, Wh	75.6	146	270	94	187	187	338	1120
Weight, integrated, kg	0.8	1.3	1.9	0.9	1.3	1.3	1.8	—
Weight, backpack excl. harness, kg	—	—	—	—	—	—	—	6.9
Weight, backpack incl. harness, kg	—	—	—	—	—	—	—	8.3
State of charge indication	3-Led	3-Led	3-Led	4-Led	4-Led	4-Led	4-Led	5-Led
Charging cycles (up to)	600	600	600	1500	1500	1500	1500	1500

CHARGERS	QC80F	40-C80	QC250	QC330	QC500
<b>TECHNICAL SPECIFICATIONS</b>					
Weight, kg	0.6	0.6	0.7	1.4	1.4
Charging power, W	80	80	250	330	500
Mains voltage, V	12	100 - 240	100 - 240	100 - 240	100 - 240




BATTERY LAWN MOWERS	LC 137i	LC 142i	LC 142iS	LB 144i	LC 247i	LC 347iVX	LC 353iVX
<b>TECHNICAL SPECIFICATIONS</b>							
Battery type	Li-ion	Li-ion	Li-ion	Li-ion	Li-ion	Li-ion	Li-ion
Battery voltage, V	36	36	36	36V	36	36	36
Drive system	Push	Push	Self-propelled (single speed)	Push	Push	Self-propelled (variable)	Self-propelled (variable)
Drive wheels	—	—	Rear	—	—	Rear	Rear
Rims, material	Plastic	Plastic	Plastic	Plastic	Plastic	Plastic	Plastic
Wheel size, front/rear, mm	178/203.2	178/203	178/203.2	178/178	170/210	170/210	190/230
Speed, km/h	—	—	4.0	—	—	3.0–4.5	3.0–4.5
Cutting deck material	Plastic	ABS Plastic	ABS Plastic	ABS Plastic	Composite	Composite	Composite
Cutting methods	Collection / Rear ejection / BioClip®	Collection / Rear ejection / BioClip®	Collection / Rear ejection / BioClip®	BioClip®	Collection / Rear ejection / BioClip®	Collection / Rear ejection / BioClip®	Collection / Rear ejection / BioClip®
Cutting width, cm	37	42	42	44	47	47	53
Cutting height, min–max, mm	25-75	25-75	25-75	25-75	20-75	20-75	20-75
Cutting height steps	7	7	7	7	6	6	6
Collector type	Fabric	Fabric with dust blocker	Fabric with dust blocker	—	Fabric with dust blocker	Fabric with dust blocker	Fabric with dust blocker
Collector volume, litres	40	50	50	—	55	55	60
Handle type	Ergonomic	Ergonomic	Ergonomic	Flat	Ergonomic	Ergonomic	Ergonomic
Weight, kg	15.0	17.0	19.0	15.5	24.0	26.0	33.0
<b>FEATURES</b>							
Central cutting height adjustment	●	●	●	●	●	●	●
Double ball-bearing wheels	●	●	●	●	●	●	●
Foldable handle	●	●	●	●	●	●	●
Handle height adjustment	●	●	●	●	●	●	●
savE™	●	●	●	●	●	●	●
Double battery slots	—	—	—	—	●	●	●
PowerBoost	●	●	●	●	●	●	●
Husqvarna Connect enabled	—	—	—	—	●	●	●
BioClip kit as an accessory	●	●	●	●	●	●	●

BATTERY LAWN MOWERS	LB 442i	LB 448i	LB 548i	LC 551iV	LB 553iV
<b>TECHNICAL SPECIFICATIONS</b>					
Battery type	Li-ion	Li-ion	Li-ion	Li-ion	Li-ion
Battery voltage, V	36	36	36	36	35
Drive system	Push	Push	Push	Self-propelled (variable)	Self-propelled (variable)
Drive wheels	—	—	—	Rear	Front
Rims, material	Aluminium	Aluminium	Aluminium	Aluminium	Aluminium
Wheel size, front/rear, mm	180/180	208/208	208/208	210/210	203/203
Speed, km/h	—	—	—	3.0-5	2.8-5.3
Cutting deck material	Aluminium	Aluminium	Aluminium	Aluminium	Aluminium
Cutting methods	BioClip®	BioClip®	BioClip®	Collection / Rear ejection / BioClip®	BioClip®
Cutting width, cm	42	48	48	51	53
Cutting height, min–max, mm	34-55	30-60	30-60	26-74	28-65
Cutting height steps	4	6	6	6	5
Collector type	—	—	—	Fabric with dust blocker	—
Collector volume, litres	—	—	—	65	—
Handle type	Ergonomic	Ergonomic	Ergonomic	Ergonomic	Ergonomic
Weight, kg	24.5	28.0	31.0	41.0	38.0
<b>FEATURES</b>					
Central cutting height adjustment	●	●	●	●	●
Double ball-bearing wheels	●	●	●	●	●
Foldable handle	—	—	—	●	—
Handle height adjustment	●	●	●	●	●
savE™	●	●	●	●	●
Double battery slots	●	●	●	●	●
PowerBoost	●	●	●	●	●
Husqvarna Connect enabled	●	●	●	●	●
BioClip kit as an accessory	—	—	—	●	—

BATTERY SCARIFIER	S 138i
<b>TECHNICAL SPECIFICATIONS</b>	
Battery type	Li-ion
Battery voltage, V	36
Drive system	Push
Drive wheels	—
Rims, material	Plastic
Wheel size, front/rear, mm	170/150
Speed, km/h	—
Cutting deck material	Composite
Cutting methods	Collection / Rear ejection
Cutting width, cm	38
Cutting height, min–max, mm	-10- +5
Cutting height steps	Stepless
Collector type	Fabric with dust blocker
Collector volume, litres	45
Handle type	Ergonomic
Weight, kg	25.5
<b>FEATURES</b>	
Central cutting height adjustment	●
Double ball-bearing wheels	●
Foldable handle	●
Handle height adjustment	●

● = Available (●) = Accessory — = Not available



# PROFESSIONAL PERFORMANCE

Our product development never stops, and neither does our collaboration with the professional forestry workers who work with our machines. This is how we create chainsaws that help you work longer, producing less vibrations for less fatigue, and equipped with features that deliver high levels of safety. Every model gives you the power, performance and design excellence you expect from Husqvarna.



husqvarna.com/chainsaws

## WHAT YOU GET AND HOW WE DO IT



### EFFICIENCY AT ALL TIMES

User-centric design not only spares your body, it also enables you to stay alert and productive. This is why our saws are packed with solutions that make your work convenient – and efficient.



### RELIABLE CONSTRUCTION

For us, efficient chainsaw work is not synonymous with just power. A durable construction along with good safety is equally important when we design our saws, to keep you and the machine in good condition.



### OPTIMAL PERFORMANCE

For fuel powered chainsaws, AutoTune™ automatically adjusts the engine for optimal operation based on temperature, fuel type, altitude, etc. The battery chainsaws all feature efficient motors with an impressive power-to-weight ratio.



### RAW POWER

The patented X-Torq® engine technology in our petrol-powered chainsaws uses pure air instead of an air-fuel mixture to scavenge the exhaust fumes. This results in improved fuel efficiency and lower exhaust emissions compared to conventional 2-stroke engines.



### LESS FILTER CLEANING

Air injection™ – is a centrifugal air cleaning system for reduced wear and longer operating time for our petrol-powered chainsaws. You will be able to work longer shifts without cleaning the air filter.



\* Compared with equivalent models without this feature.



# GIVING YOU THE POWER FOR BETTER PERFORMANCE



High performing battery chainsaws designed for professional users who want a lightweight and balanced chainsaw with low running costs



Ergonomically designed handles for safe, comfortable grip. G-model equipped with heated handles.



Air Injection™ technology and new version of AutoTune™ for optimized and reliable runtime.

New professional grade filter design with improved and more robust seal between filter and filter holder capable of handling extremely dusty and dirty conditions.

Extremely well-balanced saw body with low gyroscopic forces for the very best manoeuvrability and handling.

Improved cutting capacity (an increase of up to 15% compared to the predecessor)

New and improved engine design, better cooling capacity and longer lifetime.

Visible fuel level and secure fuel cap with threads for gradual pressure relief to prevent fuel spill.



**CARE**

Find out more on page 289



## IMPROVE YOUR PERFORMANCE AND STAY COMFORTABLE AND SAFE

Husqvarna's X-Cut™ chains and X-Force™ bars are specially developed and are the perfect match for Husqvarna chainsaws. By choosing X-Cut™ and X-Force™, you'll be sure to get the very best performance from your chainsaw.

**Read more on page 80**

In order for you to stay safe while working, we offer an extensive range of protective clothing with the latest innovations in design and material. All our clothing will provide you with the level of protection and comfort you need to get the job done safely.

**Read more on page 290**





**OCCASIONAL USE** 100 SERIES



**FOR A PRUNING AND CUTTING FIREWOOD**

Chainsaws that deliver good performance and are designed with ease of use in mind, intended for occasional use.



**PART-TIME USE** 400 SERIES



**FOR FELLING, ESTATE MAINTENANCE AND FIREWOOD**

All-round petrol and battery chainsaws that are easy to start, use and maintain. Designed for more frequent use in more demanding conditions.

**FULL-TIME USE** 500 SERIES



**FORESTRY AND ARBORICULTURE**

Our most technically advanced range of chainsaws designed for full-time intensive use in the most demanding conditions. The XP® range are developed solely to maximise your performance offering excellent power to weight ratio, class leading ergonomics and innovative solutions which optimise performance without compromise.

**ARBORICULTURE** T 500 SERIES

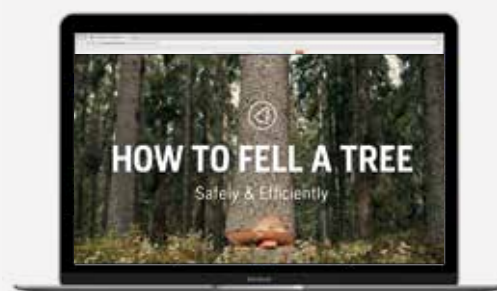


**FOR TRAINED ARBORISTS**

Our top-handle saws are all slim, lightweight, convenient and powerful machines. Features such as Low Vib and Air Injection™ enable you to work nonstop at consistently high performance levels, even when you are tackling challenging work in really difficult conditions.

**LEARN ABOUT SAFE AND EFFICIENT TREE FELLING**

Welcome to Husqvarna Chainsaw Academy – our online source about how to work safely, conveniently and efficiently at all times. You'll find everything from guides about choosing the right chainsaw, planning the felling and making the directional notch to limbing and cross-cutting. Includes tips on what to wear, and useful tools and accessories. **Go to [chainsawacademy.husqvarna.com](https://chainsawacademy.husqvarna.com)**













# PRODUCT USE GUIDE

Use this guide to help you select the best product for your needs.

TYPE OF USE	MODEL	POWER SOURCE	DISPLACEMENT / VOLTAGE	WEIGHT	SUPPLIED BAR LENGTH / S	APPLICATIONS		
						CARPENTRY	PRUNING	
<b>OCCASIONAL USE</b> (DOMESTIC / HOMEOWNER)	<b>120 II</b>	Petrol	38.2cm <sup>3</sup>	4.7kg	35cm / 14"		●	
	<b>130</b>	Petrol	38.0cm <sup>3</sup>	4.7kg	35cm / 14"		●	
	<b>135 II</b>	Petrol	38.0cm <sup>3</sup>	4.7kg	35cm / 14"		●	
	<b>225i</b>	36V Li-ion	36V Li-ion	31kg*	30cm / 12"	○	●	
	<b>240i</b>	36V Li-ion	36V Li-ion	3.5kg*	40cm / 16"	○	●	
	<b>420EL</b>	Electric	2000W	4.7kg	40cm / 16"	●	○	
<b>PART-TIME USE</b> (FARMER / LANDOWNER)	<b>340i</b>	36V Li-ion	36V Li-ion	2.8kg*	35cm / 14"		●	
	<b>435 II</b>	Petrol	40.9cm <sup>3</sup>	4.2kg	37cm / 15"		●	
	<b>440 II</b>	Petrol	40.9cm <sup>3</sup>	4.3kg	37cm / 15"		●	
	<b>445 II</b>	Petrol	45.7cm <sup>3</sup>	4.9kg	45cm / 18"			
	<b>450 II</b>	Petrol	50.2cm <sup>3</sup>	4.9kg	45cm / 18"			
	<b>455 RANCHER</b>	Petrol	55.5cm <sup>3</sup>	5.9kg	45cm / 18"			
<b>FULL-TIME USE</b> (PROFESSIONAL)	<b>545 II</b>	Petrol	50.1cm <sup>3</sup>	5.3kg	37cm / 15"			
	<b>555</b>	Petrol	59.8cm <sup>3</sup>	5.9kg	45cm / 18"			
	<b>565</b>	Petrol	70.6cm <sup>3</sup>	6.5kg	45 - 50cm / 18 - 20"			
	<b>585</b>	Petrol	86cm <sup>3</sup>	7.5kg	50 - 71cm / 20 - 28"			
<b>FULL-TIME USE</b> (INTENSIVE PROFESSIONAL)	<b>535i XP®</b>	36V Li-ion	36V Li-ion	2.6kg*	35cm / 14"	●	●	
	<b>540 XP III</b>	36V Li-ion	36V Li-ion	2.9kg*	35 - 40cm / 14 - 16"	●	●	
	<b>540i XP® / G</b>	36V Li-ion	36V Li-ion	2.9kg*	35 - 40cm / 14 - 16"	●	●	
	<b>550 XP II / G II</b>	Petrol	50.1cm <sup>3</sup>	5.3 / 5.4kg	33 - 45cm / 13 - 18"			
	<b>560 XP® / G</b>	Petrol	59.8cm <sup>3</sup>	5.9 / 6.1kg	37 - 45cm / 15 - 18"			
	<b>562 XP® / G</b>	Petrol	59.8cm <sup>3</sup>	6.1 / 6.3kg	45cm / 18"			
	<b>572 XP® / G</b>	Petrol	70.6cm <sup>3</sup>	6.6 / 6.8kg	45 - 60cm / 18 - 24"			
	<b>592 XP® / G</b>	Petrol	92.7cm <sup>3</sup>	7.4 / 7.6kg	50 - 71cm / 20 - 28"			
<b>FULL-TIME USE</b> (QUALIFIED PERSONNEL ONLY)	<b>T525</b>	Petrol	27cm <sup>3</sup>	2.7kg	25cm / 10"		●	
	<b>T535i XP®</b>	36V Li-ion	36V Li-ion	2.4kg*	30cm / 12"		●	
	<b>T540 XP® II</b>	Petrol	37.7cm <sup>3</sup>	3.9kg	30 - 35cm / 12 - 14"		●	
	<b>T540XP® III</b>	Petrol	37.7cm <sup>3</sup>	3.9kg	30 - 35cm / 12 - 14"			
	<b>T540i XP® / G</b>	36V Li-ion	36V Li-ion	2.5kg*	30 - 35cm / 12 - 14"		●	

The product selector is only to be used as a guide. Please visit your local Authorised Husqvarna dealer for more information.

\* Excludes battery ● Optimised solution (guideline only) ○ Capable solution but not optimal (guideline only)

									PAGE
	FIREWOOD	SMALL TREES	LOGS	SMALL - MEDIUM TREES	MEDIUM TREES	MEDIUM - LARGE TREES	LARGE TREES	ARBORICULTURE	
	•	•							58
	•	•							58
	•	•							58
	•	•							59
	•	•							59
	•	•							59
	•	•							60
	•	•							60
	•	•							61
		○	•	•	○				61
		○	•	•	○				61
		○	•	•	•				61
		•	•	•	•				62
			•	•	•				62
			•	•	•	•	○		62
									63
	•	•	○	○					64
	•	•	○	○					64
	•	•	•	•					64
		•	•	•	•				65
		○	•	•	•	○			66
		○	•	•	•	○			66
			•	○	•	•	•		67
									68
								•	70
								•	70
								•	71
									70
								•	71





## OCCASIONAL USE



Chainsaws that deliver good performance and are designed with ease of use in mind, intended for occasional use.

**Ideal for lighter tasks such as:**

- Cutting firewood
- Felling smaller trees
- General property maintenance
- Pruning
- Carpentry work

### 120 II



Robust, easy to use saw for domestic use with Low Vib® system. Easy maintenance and less emissions thanks to X-Torq® technology.

- X-Torq®
- Low Vib®
- Air Injection™
- Combined choke / stop control

Displacement	Power output	Vibration levels F/R	Weight
38.2cm <sup>3</sup>	1.4kW / 1.88hp	2.1 / 2.7m/s <sup>2</sup>	4.85kg
Bar length	Order PNC	RRP ex VAT	RRP inc VAT
35cm / 14"	967 86 19-03		

### 130



Lightweight and efficient domestic chainsaw ideal for cutting smaller diameter timber, firewood and general property maintenance.

- X-Torq®
- Low Vib®
- Air Injection™
- Combined choke / stop control

Displacement	Power output	Vibration levels F/R	Weight
38cm <sup>3</sup>	1.5kW / 2.0hp	3.7 / 3.5m/s <sup>2</sup>	4.7kg
Bar length	Order PNC	RRP ex VAT	RRP inc VAT
35cm / 14"	967 10 84-01		

### 135 II



Powerful, efficient and easy starting domestic chainsaw ideal for cutting smaller diameter timber, firewood and general property maintenance.

- X-Torq®
- Low Vib®
- Combined choke / stop control
- Air Injection™
- Smart Start®
- Side mount chain tensioner

Displacement	Power output	Vibration levels F/R	Weight
38cm <sup>3</sup>	1.6kW / 2.2hp	3.7 / 3.5m/s <sup>2</sup>	4.7kg
Bar length	Order PNC	RRP ex VAT	RRP inc VAT
35cm / 14"	967 86 18-14		



**225i** **NEW** **Li-ion 36V**



Husqvarna 225i is a battery chainsaw, delivering high cutting capacity with less noise compared to a petrol engine, no fumes, or direct emissions.

- User Friendly Digital User Interface
- Brushless Motor
- Hand Guard
- Lightweight Design
- Tool Less Chain Tensioning
- Inertia Chain Brake

Voltage	Motor type	Vibration levels F/R	Weight
36V Li-Ion	BLDC (brushless) Motor	3.9 / 3.9m/s <sup>2</sup>	3.1kg (excl. battery)
Model	Order PNC	RRP ex VAT	RRP inc VAT

225i Unit Only - 30cm / 12" 970 54 75-02

**REPLACEMENT CUTTING EQUIPMENT**

Model	120i	120 / 130 / 135	420EL
<b>Bar</b>	30cm / 12"	35cm / 14"	35cm / 14"
PNC	582 20 74-45	501 95 92-52	501 95 92-52
<b>Chain</b>	30cm / 12"	35cm / 14"	35cm / 14"
PNC	581 80 79-45	585 40 42-52	585 40 42-52
<b>Technical</b>			
Drive Links	45		52
Pitch	3/8"		3/8"
Gauge	1.1mm / .043"		1.3mm / .050"
Type	H38		<b>X-CUT™ S93G</b>
<b>Cutter</b>	Semi chisel low kick back		
File Size	4.5mm		4.0mm / 5/32"
<b>File Kit</b>			
PNC	N/A		587 80 67-01

**REPLACEMENT CUTTING EQUIPMENT**

Model	225i	240i
<b>Bar</b>	30cm / 12"	40cm / 16"
PNC	501 95 95-45	578 18 66-56
<b>Chain</b>	30cm / 12"	40cm / 16"
PNC	581 80 81-45	585 42 28-56
<b>Technical</b>		
Drive Links	45	56
Pitch	3/8" Mini	3/8" Mini
Gauge	1.1mm / 0.43"	1.3mm / 0.50"
Type	H38	S93G
<b>Cutter</b>	Chamfer chisel	Semi chisel
File Size	4mm / 3/8"	4mm / 3/8"
<b>File Kit</b>		
PNC	N/A	587 80 67-01

**240i** **NEW** **Li-ion 36V**



Easy to start and use, this reliable battery chainsaw is built on the proven expertise of Husqvarna premium products.

- User Friendly Digital User Interface
- Brushless Motor
- Battery Through Body Design
- Max Torque Technology
- Tool Less Chain Tensioning
- Automatic Shutdown

Voltage	Motor type	Vibration levels F/R	Weight
36V Li-Ion	BLDC (brushless) Motor	2.6 / 3.7m/s <sup>2</sup>	3.5kg (excl. battery)
Model	Order PNC	RRP ex VAT	RRP inc VAT

240i Unit Only - 40cm / 16" 970 60 11-01

**420EL**



Electric chainsaw with great performance, manoeuvrability and high chain speed. Comes with tool-less chain tensioning.

- In-line motor
- 14.5m/s chain speed
- Oil level window
- Tool-less chain tensioner
- 5m cable

Power	Power output	Vibration levels F/R	Weight
Electric	2000W	5.2 / 3.9m/s <sup>2</sup>	4.7kg
Bar length	Order PNC	RRP ex VAT	RRP inc VAT

40cm / 16" 967 25 65-16

**H-TEAM TIP**

Personal protective equipment should be worn when using a chainsaw.

This should include :

- Protective trousers with chainsaw protection
- A helmet with visor and hearing protection
- Boots with chainsaw protection
- Gloves with chainsaw protection on left hand

**Locate your nearest dealer**  
Visit: [www.husqvarna.com/uk/dealer-locator](http://www.husqvarna.com/uk/dealer-locator)



**PART-TIME USE**




All-round petrol and battery chainsaws that are easy to start, use and maintain. Designed for more frequent use in more demanding conditions. Standard features include; easy starting, flip up filler caps, quick release engine cover and a combined start / stop switch. 340i battery chainsaw offers 40cm<sup>3</sup> petrol equivalent performance whilst being easy to use and low noise.

**Ideal for heavier duty tasks such as:**

- **Farm and estate maintenance**
- **Heavy duty firewood cutting**
- **Felling larger trees**
- **Pruning**

**340i**



Lightweight and efficient all-round battery saw ideal for cutting smaller diameter timber, firewood and farm and estate maintenance.

- LED keypad with savE™
- Low noise
- 40cm<sup>3</sup> petrol performance
- Maximum performance with BLi30
- Slim body
- Tool-less tensioner

Voltage	Motor type	Vibration levels F/R	Weight
36V Li-ion	BLDC Brushless	3.2 / 3.2m/s <sup>2</sup>	2.8kg (excl. battery)
Model	Order PNC	RRP ex VAT	RRP inc VAT

Unit only - 35cm / 14" 967 98 79-14

**435 II**



Lightweight and efficient all-round saw ideal for cutting smaller diameter timber, firewood and farm and estate maintenance.

- X-Torq®
- Low Vib®
- Flip-up filler caps
- Air Injection™
- Combined choke / stop control

Displacement	Power output	Vibration levels F/R	Weight
40.9cm <sup>3</sup>	1.6kW / 2.2hp	3.8 / 4.2m/s <sup>2</sup>	4.2kg
Bar length	Order PNC	RRP ex VAT	RRP inc VAT

37cm / 15" 970 55 97-35

**440 II**



Lightweight and powerful all-round saw ideal for cutting smaller diameter timber, firewood and farm and estate maintenance.

- X-Torq®
- Low Vib®
- Combined choke / stop control
- Air Injection™
- Smart Start®
- Flip-up filler caps

Displacement	Power output	Vibration levels F/R	Weight
40.9cm <sup>3</sup>	1.8kW / 2.4hp	3.8 / 4.2m/s <sup>2</sup>	4.2kg
Bar length	Order PNC	RRP ex VAT	RRP inc VAT
37cm / 15"	970 56 00-35		

**455 RANCHER**

**UPDATED**



Robust all-round saw designed for most demanding conditions, ideal for cutting medium diameter timber, firewood and farm and estate maintenance.

- X-Torq®
- Low Vib®
- Combined choke / stop control
- Air Injection™
- Smart Start®
- Flip-up filler caps

Displacement	Power output	Vibration levels F/R	Weight
55.5cm <sup>3</sup>	2.6kW / 3.5hp	3.8 / 6.9m/s <sup>2</sup>	5.9kg
Bar length	Order PNC	RRP ex VAT	RRP inc VAT
45cm / 18"	970 61 37-18		

**445 II**



Good all-round saw ideal for cutting small to medium diameter timber, firewood and farm and estate maintenance.

- X-Torq®
- Low Vib®
- Combined choke / stop control
- Air Injection™
- Smart Start®
- Flip-up filler caps

Displacement	Power output	Vibration levels F/R	Weight
45.7cm <sup>3</sup>	2.1kW / 2.8hp	3.1 / 4.9m/s <sup>2</sup>	4.9kg
Bar length	Order PNC	RRP ex VAT	RRP inc VAT
45cm / 18"	970 55 87-38		

**450 II**



Powerful all-round saw ideal for cutting small and medium diameter timber, firewood and farm and estate maintenance.

- X-Torq®
- Low Vib®
- Combined choke / stop control
- Air Injection™
- Smart Start®
- Flip-up filler caps

Displacement	Power output	Vibration levels F/R	Weight
50.2cm <sup>3</sup>	2.4kW / 3.2hp	3.1 / 4.9m/s <sup>2</sup>	4.9kg
Bar length	Order PNC	RRP ex VAT	RRP inc VAT
45cm / 18"	970 55 93-38		

**REPLACEMENT CUTTING EQUIPMENT**

Model	435 II / 440 II	445 II / 450 II	455 Rancher
<b>Bar</b>	37cm / 15"	45cm / 18"	45cm / 18"
PNC	582 07 53-64	582 07 53-72	582 08 69-72
<b>Chain</b>	37cm / 15"	45cm / 18"	45cm / 18"
PNC	581 64 31-64	581 64 31-72	585 63 95-72

Technical			
Drive Links	64	72	72
Pitch	0.325"		0.325"
Gauge	1.3mm / .050"		1.5mm / .058"
Type	<b>X-CUT™ SP33G</b>		<b>X-CUT™ S35G</b>
Cutter	Pixel - Semi chisel		Semi chisel
File Size	4.8mm / 3/16"		4.8mm / 3/16"

File Kit		
PNC	586 93 34-01	587 80 68-01

Model	340i
<b>Bar</b>	35cm / 14"
PNC	501 95 92-52
<b>Chain</b>	35cm / 14"
PNC	585 40 42-52

Technical	
Drive Links	52
Pitch	3/8"
Gauge	1.3mm / .050"
Type	<b>X-CUT™ S93G</b>
Cutter	Semi chisel low kick back
File Size	4.0mm / 5/32"

File Kit	
PNC	587 80 67-01



**FULL-TIME USE**



Powerful chainsaws for frequent professional use. All saws feature magnesium crankcases and a 3 piece forged crankshaft for maximum durability. The 500 series models are packed with the latest technology optimising performance and productivity.

**Ideal for applications including:**

- **Forestry**
- **Logging**
- **Horticulture**
- **Agriculture**

**545 II**



New latest generation powerful, compact and fuel efficient chainsaw ideal for contractors and landscapers working with small to medium diameter timber.

- X-Torq®
- Low Vib®
- Smart Start®
- Air Injection™
- Autotune™ II
- Combined choke / stop control

Displacement	Power output	Vibration levels F/R	Weight
50.1cm <sup>3</sup>	2.7kW / 3.65hp	3.7 / 3.6m/s <sup>2</sup>	5.3kg
Bar length	Order PNC	RRP ex VAT	RRP inc VAT
37cm / 15"	967 69 06-15		

**555**



Powerful and fuel efficient chainsaw ideal for contractors and landscapers working with medium diameter timber.

- X-Torq®
- Low Vib®
- Smart Start®
- Air Injection™
- Autotune™
- Combined choke / stop control

Displacement	Power output	Vibration levels F/R	Weight
59.8cm <sup>3</sup>	3.1kW / 4.2hp	3.2 / 5.0m/s <sup>2</sup>	5.9kg
Bar length	Order PNC	RRP ex VAT	RRP inc VAT
45cm / 18"	970 50 12-18		

**565**



Latest generation chainsaw, combining excellent ergonomics, durability, reliability with high power output, ideally suited for logging applications.

- X-Torq®
- Low Vib®
- Smart Start®
- Air Injection™
- Autotune™ II
- Combined choke / stop control

Displacement	Power output	Vibration levels F/R	Weight
70.6cm <sup>3</sup>	3.7kW / 5.0hp	5.2 / 5.3m/s <sup>2</sup>	6.5kg
Bar length	Order PNC	RRP ex VAT	RRP inc VAT
45cm / 18"	966 73 39-18		
50cm / 20"	966 73 39-20		





585



Husqvarna 585 is developed for forestry and tree care workers looking for a robust and durable chainsaw that's easy to manoeuvre and maintain even in tough conditions.

- X-Torq®
- State-of-the-art filtration system
- Flip-up filler cap
- Air Injection™
- Manual carburetor
- Fast Acceleration

Displacement	Power output	Vibration levels F/R	Weight
86cm <sup>3</sup>	5.1kW / 6.9hp	6.6 / 5.3m/s <sup>2</sup>	7.5kg
Bar length	Order PNC	RRP ex VAT	RRP inc VAT
50cm / 20"	970 49 30-20		
60cm / 24"	970 49 30-24		
71cm / 28"	970 49 30-28		

REPLACEMENT CUTTING EQUIPMENT

Model	565	
Bar	45cm / 18"	50cm / 20"
PNC	585 95 08-68	585 95 08-72
Chain	45cm / 18"	50cm / 20"
PNC	581 62 66-68	581 62 66-72
Technical		
Drive Links	68	72
Pitch	3/8"	
Gauge	1.5mm / .058"	
Type	<b>X-CUT™ C85</b>	
Cutter	Chisel	
File Size	5.5mm / 7/32"	
File Kit		
PNC	586 93 85-01	

REPLACEMENT CUTTING EQUIPMENT

Model	545	555
Bar	37cm / 15"	45cm / 18"
PNC	582 08 69-64	582 08 69-72
Chain	37cm / 15"	45cm / 18"
PNC	585 63 95-64	585 63 95-72
Technical		
Drive Links	64	72
Pitch	0.325"	
Gauge	1.5mm / .058"	
Type	<b>X-CUT™ S35G</b>	
Cutter	Semi chisel	
File Size	4.8mm / 3/16"	
File Kit		
PNC	505 69 81-25	

Model	585		
Bar	50cm / 20"	60cm / 24"	71cm / 28"
PNC	596 69 11-72	596 69 11-84	596 69 11-92
Chain	50cm / 20"	60cm / 24"	71cm / 28"
PNC	581 62 66-72	581 62 66-84	581 62 66-92
Technical			
Drive Links	72	84	92
Pitch	3/8"		
Gauge	1.5mm / .058"		
Type	<b>X-CUT™ C85</b>		
Cutter	Chisel		
File Size	5.5mm / 7/32"		
File Kit			
PNC	586 93 85-01		

HUSQVARNA RECOMMEND

Technical Robust Trousers. Page 299





## FULL-TIME USE




Our most technically advanced range of chainsaws designed for full-time intensive use in the most demanding conditions. The XP® range are developed solely to maximise your performance offering excellent power to weight ratio, class leading ergonomics and innovative solutions which optimise performance without compromise.

### Ideal for applications including:

- Professional forestry
- Logging
- Arboriculture

### 535i XP®



Professional battery powered chainsaw offering petrol performance with maximum ease of use. Low noise, ideal for use in noise sensitive areas.

- X-CUT™ SP21G chain
- Low noise
- Captive bar nut
- Keypad with savE™
- 20m/s chain speed
- Weatherproof (IPX4)

Voltage	Motor type	Vibration levels F/R	Weight
36V Li-ion	BLDC Brushless	2.5 / 2.8m/s <sup>2</sup>	2.6kg (excl. battery)
Model	Order PNC	RRP ex VAT	RRP inc VAT
35cm / 14" Unit only	967 89 38-14		

### 540 XP® III

NEW




Nimble and lightweight petrol chainsaw. The powerful engine combined with optimal choice of S93G chain delivers impressive cutting capacity with fast acceleration.

- AutoTune™ 3.0
- Low Vib®
- Flip-up filler cap
- Smart Start®
- Air Injection™
- Combined choke / stop control

Displacement	Power output	Vibration levels F/R	Weight
39cm <sup>3</sup>	1.9kW / 2.6hp	3.7 / 5.1m/s <sup>2</sup>	3.9kg
Bar length	Order PNC	RRP ex VAT	RRP inc VAT
30cm / 12"	970 51 82-12		
35cm / 14"	970 51 82-14		
40cm / 16"	970 51 82-16		

### 540i XP®



High performance professional battery powered chainsaw with high chain speed and maximum ease of use. Low noise, ideal for use in noise sensitive areas.

- X-CUT™ SP21G chain
- Low noise
- 40cm<sup>3</sup> petrol performance
- LED keypad with savE™
- Slim body
- Weatherproof (IPX4)

Voltage	Motor type	Vibration levels F/R	Weight
36V Li-ion	BLDC Brushless	3.6 / 3.7m/s <sup>2</sup>	2.9kg (excl. battery)
Model	Order PNC	RRP ex VAT	RRP inc VAT
35cm / 14" Unit only	970 57 24-14		
40cm / 16" Unit only	970 57 24-16		



**540i XP® G** NEW Li-Ion 36V



High performance professional battery powered chainsaw with high chain speed and maximum ease of use. Low noise, ideal for use in noise sensitive areas.

- User Friendly Digital User Interface
- Chain Oil Sensor
- Efficient Brushless Motor
- Heated Handles
- savE™
- Weatherproof (IPX4)

Voltage	Motor type	Vibration levels F/R	Weight
36V Li-Ion	BLDC Brushless	TBC	TBC
Model	Order PNC	RRP ex VAT	RRP inc VAT
30cm / 12" Unit only	970 56 80-12		
35cm / 14" Unit only	970 56 80-14		
40cm / 16" Unit only	970 56 80-16		

**550 XP® II**



New latest generation high performance compact XP saw offering excellent ergonomics, ideal for forestry and arb applications.

- X-Torq®
- Low Vib®
- Air Injection™
- Autotune™ II

Displacement	Power output	Vibration levels F/R	Weight
50.1cm³	3.0kW / 4.1hp	4.4 / 4.1m/s²	5.3kg
Bar length	Order PNC	RRP ex VAT	RRP inc VAT
33cm / 13"	967 69 08-13		
37cm / 15"	967 69 08-15		
45cm / 18"	967 69 08-18		

**550 XP® G II**



New latest generation high performance compact XP saw offering excellent ergonomics, ideal for forestry and arb applications.

- X-Torq®
- Low Vib®
- Heated Handles
- Air Injection™
- Autotune™ II

Displacement	Power output	Vibration levels F/R	Weight
50.1cm³	3.0kW / 4.1hp	4.4 / 4.1m/s²	5.5kg
Bar length	Order PNC	RRP ex VAT	RRP inc VAT
33cm / 13"	967 69 09-13		
37cm / 15"	967 69 09-15		
45cm / 18"	967 69 09-18		

**REPLACEMENT CUTTING EQUIPMENT**

Model	535i XP® / 540i XP® / 540i XP® G		
Bar	30cm / 12"	35cm / 14"	40cm / 16"
PNC	593 91 43-51	593 91 43-59	593 91 43-64
Chain	30cm / 12"	35cm / 14"	40cm / 16"
PNC	593 91 41-51	593 91 41-59	593 91 41-64

Technical			
Drive Links	51	59	64
Pitch	0.325" Mini		
Gauge	1.1mm / .043"		
Type	<b>X-CUT™ SP21G</b>		
Cutter	Semi chisel mini		
File Size	4.0mm / 5/32"		

File Kit	
PNC	595 00 46-01

Model	540 XP® III	
Bar	30cm / 12"	35cm / 14"
PNC	582 20 76-45	582 20 76-52
Chain	30cm / 12"	35cm / 14"
PNC	585 40 42-45	585 40 42-52

Technical			
Drive Links	45	52	
Pitch	3/8" mini		
Gauge	1.3mm / .050"		
Type	<b>X-CUT™ S93G</b>		
Cutter	Semi chisel low kickback		
File Size	4.0mm / 5/32"		

File Kit	
PNC	587 80 67-01

Model	550 XP® II / XP® G II		
Bar	33cm / 13"	37cm / 15"	45cm / 18"
PNC	582 08 69-56	582 08 69-64	582 08 69-72
Chain	33cm / 13"	37cm / 15"	45cm / 18"
PNC	585 63 95-56	585 63 95-64	585 63 95-72

Technical			
Drive Links	56	64	72
Pitch	0.325"		
Gauge	1.5mm / .058"		
Type	<b>X-CUT™ S35G</b>		
Cutter	Semi chisel		
File Size	4.8mm / 3/16"		

File Kit	
PNC	587 80 68-01

**HUSQVARNA RECOMMEND**

**XP® Power 2 Fuel**



There is no better fuel for your Husqvarna product than our alkylate fuel manufactured to unique Husqvarna specifications. XP® Power 2 is mixed with exactly 2% of our XP® 2-stroke oil giving you a cleaner, cooler and healthier engine. Read more on pages 312 - 313.



# FULL-TIME USE



Our most technically advanced range of chainsaws designed for full-time intensive use in the most demanding conditions. The XP® range are developed solely to maximise your performance offering excellent power to weight ratio, class leading ergonomics and innovative solutions which optimise performance without compromise.

**Ideal for applications including:**

- Professional forestry
- Logging
- Arboriculture

## 560 XP®



Advanced high performance mid range XP saw offering excellent ergonomics and a number of innovative features for maximising output. Ideal for forestry applications.

- X-Torq®
- Low Vib®
- RevBoost™
- Air Injection™
- Autotune™
- Smart Start®

Displacement	Power output	Vibration levels F/R	Weight
59.8cm <sup>3</sup>	3.5kW / 4.8hp	4.4 / 5.3m/s <sup>2</sup>	5.9kg
Bar length	Order PNC	RRP ex VAT	RRP inc VAT
37cm / 15"	970 50 17-15		
45cm / 18"	970 50 17-18		

## 560 XP® G



Advanced high performance mid range XP saw offering excellent ergonomics and a number of innovative features for maximising output. Ideal for forestry applications.

- X-Torq®
- Low Vib®
- RevBoost™
- Air Injection™
- Autotune™
- Heated Handles

Displacement	Power output	Vibration levels F/R	Weight
59.8cm <sup>3</sup>	3.5kW / 4.8hp	4.4 / 5.3m/s <sup>2</sup>	6.1kg
Bar length	Order PNC	RRP ex VAT	RRP inc VAT
37cm / 15"	970 50 19-15		
45cm / 18"	970 50 19-18		

## 562 XP®



Advanced high performance mid range XP saw offering excellent ergonomics, features high capacity air filter and 3/8" large barge mount. Ideal for forestry & arb applications.

- X-Torq®
- Low Vib®
- 3/8" large bar mount
- Air Injection™
- Autotune™

Displacement	Power output	Vibration levels F/R	Weight
59.8cm <sup>3</sup>	3.5kW / 4.8hp	3.2 / 5.0m/s <sup>2</sup>	6.1kg
Bar length	Order PNC	RRP ex VAT	RRP inc VAT
45cm / 18"	970 50 20-18		



**562 XP® G**



Advanced high performance mid range XP saw offering excellent ergonomics, features high capacity air filter and 3/8" large barge mount. Ideal for forestry & arb applications.

- X-Torq®
- Low Vib®
- 3/8" large bar mount
- Air Injection™
- Autotune™
- Heated Handles

Displacement	Power output	Vibration levels F/R	Weight
59.8cm <sup>3</sup>	3.5kW / 4.8hp	3.2 / 5.0m/s <sup>2</sup>	6.3kg
Bar length	Order PNC	RRP ex VAT	RRP inc VAT
45cm / 18"	970 50 22-18		

**572 XP®**



Latest generation chainsaw, combining excellent ergonomics, durability, reliability with high power output, ideally suited for professional forestry and Arboriculture.

- X-Torq®
- Low Vib®
- Soft cut out system
- Air Injection™
- Autotune™ II

Displacement	Power output	Vibration levels F/R	Weight
70.6cm <sup>3</sup>	4.3kW / 5.85hp	5.0 / 4.1m/s <sup>2</sup>	6.6kg
Bar length	Order PNC	RRP ex VAT	RRP inc VAT
45cm / 18"	966 73 31-18		
50cm / 20"	966 73 31-20		
60cm / 24"	966 73 31-44		
71cm / 28"	966 73 31-48		

**572 XP® G**



Latest generation chainsaw, combining excellent ergonomics, durability, reliability with high power output, ideally suited for professional forestry and Arboriculture.

- X-Torq®
- Low Vib®
- Soft cut out system
- Air Injection™
- Autotune™ II
- Heated Handles

Displacement	Power output	Vibration levels F/R	Weight
70.6cm <sup>3</sup>	4.3kW / 5.85hp	5.0 / 4.1m/s <sup>2</sup>	6.8kg
Bar length	Order PNC	RRP ex VAT	RRP inc VAT
45cm / 18"	966 73 34-18		
50cm / 20"	966 73 34-20		
60cm / 24"	966 73 34-44		

**REPLACEMENT CUTTING EQUIPMENT**

Model	560 XP® / XP® G		
Bar	33cm / 13"	37cm / 15"	45cm / 18"
PNC	582 08 69-56	582 08 69-64	582 08 69-72
Chain	33cm / 13"	37cm / 15"	45cm / 18"
PNC	585 63 95-56	585 63 95-64	585 63 95-72

Technical			
Drive Links	56	64	72
Pitch	0.325"		
Gauge	1.5mm / .058"		
Type	<b>X-CUT™ S35G</b>		
Cutter	Semi chisel		
File Size	4.8mm / 3/16"		

File Kit	
PNC	587 80 68-01

Model	562 / 572 XP® / XP® G		
Bar	45cm / 18"	50cm / 20"	60cm / 24" RSN
PNC	585 95 08-68	585 95 08-72	596 69 11-84
Chain	45cm / 18"	50cm / 20"	60cm / 24"
PNC	581 62 66-68	581 62 66-72	581 62 66-84

Technical			
Drive Links	68	72	84
Pitch	3/8"		
Gauge	1.5mm / .058"		
Type	<b>X-CUT™ C85</b>		
Cutter	Chisel		
File Size	5.5mm / 7/32"		

File Kit	
PNC	586 93 85-01

**HUSQVARNA RECOMMEND**

**XP® Power 2 Fuel**



There is no better fuel for your Husqvarna product than our alkylate fuel manufactured to unique Husqvarna specifications. XP® Power 2 is mixed with exactly 2% of our XP® 2-stroke oil giving you a cleaner, cooler and healthier engine. Read more on pages 312 - 313.

## FULL-TIME USE



Our most technically advanced range of chainsaws designed for full-time intensive use in the most demanding conditions. The XP® range are developed solely to maximise your performance offering excellent power to weight ratio, class leading ergonomics and innovative solutions which optimise performance without compromise.

### Ideal for applications including:

- Professional forestry
- Logging
- Arboriculture

## 592 XP®



Developed for professional forestry and tree care workers who demand the best in heavy-duty performance, reliable operation, and well-balanced manoeuvrability.

- X-Torq®
- Low Vib®
- Flip-up filler cap
- Air Injection™
- Autotune™ 3.0

Displacement	Power output	Vibration levels F/R	Weight
92.7cm <sup>3</sup>	5.6kW / 7.6hp	6.6 / 5.3m/s <sup>2</sup>	7.4kg
Bar length	Order PNC	RRP ex VAT	RRP inc VAT
50cm / 20"	970 49 31-30		
60cm / 24"	970 49 31-24		
71cm / 28"	970 49 31-28		

## 592 XP® G



Developed for professional forestry and tree care workers who demand the best in heavy-duty performance, reliable operation, and well-balanced manoeuvrability.

- X-Torq®
- Low Vib®
- Flip-up filler cap
- Air Injection™
- Autotune™ 3.0
- Heated Handles

Displacement	Power output	Vibration levels F/R	Weight
92.7cm <sup>3</sup>	5.6kW / 7.6hp	6.6 / 5.3m/s <sup>2</sup>	7.6kg
Bar length	Order PNC	RRP ex VAT	RRP inc VAT
50cm / 20"	970 49 34-50		
60cm / 24"	970 49 34-54		
71cm / 28"	970 49 34-58		

## HUSQVARNA RECOMMEND

### XP® Power 2 Fuel



There is no better fuel for your Husqvarna product than our alkylate fuel manufactured to unique Husqvarna specifications. XP® Power 2 is mixed with exactly 2% of our XP® 2-stroke oil giving you a cleaner, cooler and healthier engine. Read more on pages 312 - 313.

## REPLACEMENT CUTTING EQUIPMENT

Model	592 XP® / XP® G		
Bar	50cm / 20"	60cm / 24"	71cm / 28"
PNC	599 65 66-72	599 65 66-84	599 65 66-92
Chain	50cm / 20"	60cm / 24"	71cm / 28"
PNC	581 62 66-72	581 62 66-84	581 62 66-92
<b>Technical</b>			
Drive Links	72	84	92
Pitch	3 / 8		
Gauge	1.5mm / .058"		
Type	<b>X-CUT™ C85</b>		
Cutter	Chisel		
File Size	5.5mm / 7/32"		
<b>File Kit</b>			
PNC	586 93 85-01		





## FULL-TIME USE



Specialist arborist chainsaws designed for professional use only. The XP® range are developed solely to maximise your performance offering excellent power to weight ratio, class leading ergonomics and innovative solutions which optimise performance without compromise.

### Ideal for applications including:

- **Arboriculture**
- **Utilities maintenance**

### T525



Powerful, low weight and compact petrol arborist chainsaw ideal for lighter arboriculture tasks including pruning.

- X-Torq®
- Low Vib®
- Flip-up filler cap
- Air Injection™
- Secondary eyelet
- 1/4" carving bar

Displacement	Power output	Vibration levels F/R	Weight
27cm <sup>3</sup>	1.1kW / 1.5hp	4.9 / 5.2m/s <sup>2</sup>	2.7kg
Bar length	Order PNC	RRP ex VAT	RRP inc VAT
25cm / 10"	967 63 33-11		

### T535i XP®

Li-ion 36V



Battery powered arborist chainsaw offering petrol equivalent chainspeed. Low noise level and weatherproof (IPX4) make it ideal in noise sensitive areas.

- X-CUT™ SP21G chain
- Low noise
- 20m/s chain speed
- Keypad with savE™
- Secondary eyelet
- Weatherproof (IPX4)

Voltage	Motor type	Vibration levels F/R	Weight
36V Li-ion	BLDC Brushless	2.0 / 2.4m/s <sup>2</sup>	2.4kg (excl. battery)
Model	Order PNC	RRP ex VAT	RRP inc VAT
30cm / 12" Unit only	967 89 39-12		

### T540 XP® III

NEW



Latest generation top-handle petrol chainsaw with impressive power-to-weight ratio. Designed for full time use by arboriculture professionals.

- AutoTune™ 3.0
- Low Vib®
- Flip-up filler cap
- Smart Start®
- Air Injection™
- Combined choke / stop control

Displacement	Power output	Vibration levels F/R	Weight
39cm <sup>3</sup>	1.9kW / 2.6hp	3.5 / 3.4m/s <sup>2</sup>	3.8kg
Bar length	Order PNC	RRP ex VAT	RRP inc VAT
30cm / 12"	970 51 79-12		
35cm / 14"	970 51 79-14		
40cm / 16"	970 51 79-16		



**T540 XP® II**



Top-handle petrol chainsaw with impressive power-to-weight ratio. Designed for full time use by arboriculture professionals.

- X-Torq®
- Low Vib®
- Customisable top handle
- Air Injection™
- AutoTune™
- Secondary eyelet

Displacement	Power output	Vibration levels F/R	Weight
37.7cm <sup>3</sup>	1.8kW / 2.4hp	3.5 / 4.2m/s <sup>2</sup>	3.9kg
Bar length	Order PNC	RRP ex VAT	RRP inc VAT
30cm / 12"	970 48 39-12		
35cm / 14"	970 48 39-14		

**T540i XP®** 



High performance battery powered arborist chainsaw offering high chainspeed. Low noise level and weatherproof (IPX4) make it ideal in noise sensitive areas.

- X-CUT™ SP21G chain
- Low noise
- 40cm<sup>3</sup> petrol performance
- LED keypad with savE™
- Secondary eyelet
- Weatherproof (IPX4)

Voltage	Motor type	Vibration levels F/R	Weight
36V Li-ion	BLDC Brushless	2.1 / 3.4m/s <sup>2</sup>	2.5kg (excl. battery)
Model	Order PNC	RRP ex VAT	RRP inc VAT
30cm / 12" Unit only	967 86 37-12		
35cm / 14" Unit only	967 86 37-14		

**T540i XP® G** NEW 



High performance battery powered arborist chainsaw offering high chainspeed. Low noise level and weatherproof (IPX4) make it ideal in noise sensitive areas.

- User Friendly Digital User Interface
- Chain Oil Sensor
- Weatherproof (IPX4)
- Heated Handles
- savE™
- Efficient Brushless Motor

Voltage	Motor type	Vibration levels F/R	Weight
36V Li-ion	BLDC Brushless	TBC	TBC
Model	Order PNC	RRP ex VAT	RRP inc VAT
30cm / 12" Unit only	970 56 81-12		
35cm / 14" Unit only	970 56 81-14		
40cm / 16" Unit only	970 56 81-16		

**REPLACEMENT CUTTING EQUIPMENT**

Model	T525	T535i XP®	T 540i XP® / XP® G	
Bar	25cm / 10"	30cm / 12"	30cm / 12"	35cm / 14"
PNC	587 39 44-60	593 91 43-51	593 91 43-51	593 91 43-59
Chain	25cm / 10"	30cm / 12"	30cm / 12"	35cm / 14"
PNC	501 84 40-60	593 91 41-51	593 91 41-51	593 91 41-59

Technical				
Drive Links	60	51	51	59
Pitch	1/4"	0.325" Mini	0.325" Mini	
Gauge	1.3mm / .050"	1.1mm / .043"	1.1mm / .043"	
Type	H00	<b>X-CUT™ SP21G</b>	<b>X-CUT™ SP21G</b>	
Cutter	Micro chisel	Semi chisel mini	Semi chisel mini	
File Size	4.0mm / 5/32"	4.0mm / 5/32"	4.0mm / 5/32"	

File Kit		
PNC	580 68 75-01	595 00 46-01
		595 00 46-01

**REPLACEMENT CUTTING EQUIPMENT**

Model	T 540 XP® II (2021 and before)	T540 XP® II (2022 onwards)	T540 XP® II (2021 and before)	T540 XP® II (2022 onwards)
Bar	30cm / 12"	30cm / 12"	35cm / 14"	35cm / 14"
PNC	582 20 76-45	593 91 43-51	582 20 76-52	593 91 43-59
Chain	30cm / 12"	30cm / 12"	35cm / 14"	35cm / 14"
PNC	585 40 42-45	593 91 41-51	585 40 42-52	593 91 41-59

Technical				
Drive Links	45	51	52	59
Pitch	3/8"	0.325" Mini	3/8"	0.325" Mini
Gauge	1.3mm / .050"	1.1mm / .043"	1.3mm / .050"	1.1mm / .043"
Type	<b>X-CUT™ SP93G</b>	<b>X-CUT™ SP21G</b>	<b>X-CUT™ S93G</b>	<b>X-CUT™ SP21G</b>
Cutter	Semi chisel low kick back	Semi chisel mini	Semi chisel low kick back	Semi chisel mini
File Size	4.0mm / 5/32"	4.0mm / 5/32"	4.0mm / 5/32"	4.0mm / 5/32"

File Kit				
PNC	587 80 67-01	587 80 67-01	587 80 67-01	587 80 67-01

**Model** **T 540XP® III**

Bar	30cm / 12"	35cm / 14"	40cm / 16"
PNC	593 91 43-51	593 91 43-59	593 91 43-64
Chain	30cm / 12"	35cm / 14"	40cm / 16"
PNC	593 91 41-51	593 91 41-59	593 91 51-64

Technical		
Drive Links	51	59
Pitch	0.325" Mini	
Gauge	1.1mm / .043"	
Type	<b>X-CUT™ SP21G</b>	
Cutter	Semi chisel mini	
File Size	4.0mm / 5/32"	


File Kit	
PNC	595 00 46-01



# FULL-TIME USE



## 530iP4




Robust fixed length battery pole saw designed for professional use. Lightweight and well balanced with petrol equivalent performance. Weatherproof (IPX4).

- 20m/s chain speed
- Fixed length
- Low noise
- Keypad with savE™
- 250cm length
- Slimline cutting head

Voltage	Motor type	Vibration levels F/R	Weight
36V Li-ion	BLDC Brushless	1.0 / 0.9m/s <sup>2</sup>	3.4kg (excl. battery)
Model	Order PNC	RRP ex VAT	RRP inc VAT
530iP4 Unit only	967 88 47-11		

## 530iPT5



Robust telescopic pole saw designed for professional use. Lightweight and well balanced with petrol equivalent performance. Weatherproof (IPX4).

- 20m/s chain speed
- Telescopic
- Low noise
- Keypad with savE™
- 293 - 400cm length
- Slimline cutting head

Voltage	Motor type	Vibration levels F/R	Weight
36V Li-ion	BLDC Brushless	1.0 / 1.2m/s <sup>2</sup>	5.0kg (excl. battery)
Model	Order PNC	RRP ex VAT	RRP inc VAT
530iPT5 Unit only	967 88 48-11		

Specialist professional pole saws designed for the pruning and thinning of trees or cutting back thick tall hedges from the ground. Fixed length versions designed for applications where a shorter length is required and telescopic versions for maximum reach.

**Ideal for applications including:**

- Forestry
- Arboriculture
- Horticulture
- Utilities maintenance
- Agriculture



**525P4S**



Robust fixed length petrol pole saw designed for professional use. Lightweight and well balanced.

- X-Torq®
- Smart Start®
- 240cm length
- Low Vib®
- Fixed length

Displacement	Power output	Vibration levels F/R	Weight
25.4cm <sup>3</sup>	1.0kW / 1.3hp	2.9 / 3.2m/s <sup>2</sup>	5.3kg
Bar length	Order PNC	RRP ex VAT	RRP inc VAT
30cm / 12"	967 32 94-01		

**525PT5S**



Robust telescopic petrol pole saw designed for professional use. Lightweight and well balanced.

- X-Torq®
- Smart Start®
- 280 - 397cm length
- Low Vib®
- Telescopic
- Slimline cutting head

Displacement	Power output	Vibration levels F/R	Weight
25.4cm <sup>3</sup>	1.0kW / 1.3hp	6.3 / 5.3m/s <sup>2</sup>	7.0kg
Bar length	Order PNC	RRP ex VAT	RRP inc VAT
25cm / 10"	967 32 96-01		

**REPLACEMENT CUTTING EQUIPMENT**

Model	525P4S	530iP4 / 530iPT5 / 525PT5S
Bar	30cm / 12"	25cm / 10"
PNC	501 95 92-45	575 84 22-58
Chain	30cm / 12"	25cm / 10"
PNC	585 40 42-45	501 84 40-58
<b>Technical</b>		
Drive Links	45	58
Pitch	3/8"	1/4"
Gauge	1.3mm / .050"	1.3mm / .050"
Type	<b>X-CUT® S93G</b>	H00
Cutter	Semi chisel	Micro chisel
File Size	4.0mm / 5/32"	4.0mm / 5/32"
<b>File Kit</b>		
PNC	587 80 67-01	580 68 75-01

**HUSQVARNA RECOMMEND**

Working in wet conditions. Husqvarna rain clothing. Page 303



**HUSQVARNA RECOMMEND**

**XP® Power 2 Fuel**



There is no better fuel for your Husqvarna product than our alkylate fuel manufactured to unique Husqvarna specifications. XP® Power 2 is mixed with exactly 2% of our XP® 2-stroke oil giving you a cleaner, cooler and healthier engine. Read more on pages 312 - 313.



# TECHNICAL SPECIFICATIONS

	120 II	130	135 II	435 II	440 II	445 II	450 II
<b>TECHNICAL SPECIFICATIONS</b>							
Cylinder displacement, cm <sup>3</sup>	38.2	38.2	38.2	40.9	40.9	45.7	50.2
Power output, kW	1.4	1.5	1.6	1.6	1.8	2.1	2.4
Sound pressure level at operators ear, dB(A)*	101	102	102	102	102	103	104
Sound power level guaranteed (LWA) dB(A)**	113	116	116	114	114	114	115
Equivalent vibration level (ahv, eq) front /rear handle, m/s <sup>2</sup> ***	2.1/2.7	3.7/3.5	3.7/3.5	3.8/4.2	3.8/4.2	1.9/4.9	3.1/4.9
Chain pitch, inch	3/8 mini	3/8 mini	3/8 mini	.325	.325	.325	.325
Recommended bar length, min-max, cm/inch	35/14	35/14	35 / 14	37 / 15	37 / 15	45 / 18	45 / 18
Weight (excl. cutting equipment), kg	4.85	4.7	4.7	4.2	4.3	4.9	4.9
<b>FEATURES</b>							
Adjustable oil pump	—	—	—	—	—	—	—
Air Injection™	●	●	●	●	●	●	●
AutoTune™	—	—	—	—	—	—	—
Combined choke /stop control	●	●	●	●	●	●	●
Fuel pump	●	●	●	●	●	●	●
Heated carburettor	—	—	—	—	—	—	—
Heated handles	—	—	—	—	—	—	—
Inertia chain brake	●	●	●	●	●	●	●
Low Vib®	●	●	●	●	●	●	●
Magnesium crankcase	—	—	—	—	—	—	—
Quick release air filter cover	—	●	●	●	●	●	●
Quick-release air filter	—	—	●	●	●	●	●
Retained bar nuts	—	—	—	—	—	—	—
RevBoost™	—	—	—	—	—	—	—
Side-mounted chain tensioner	—	—	●	●	●	●	●
Smart Start®	—	—	●	—	●	●	●
Snap-lock cylinder cover	—	—	—	●	●	●	●
Tool-less chain tensioning	—	—	—	—	—	—	—
TrioBrake™	—	—	—	—	—	—	—
Visible fuel level	—	—	—	●	●	●	●
X-Torq® engine	●	●	●	●	●	●	●

● = Available (●) = Accessory — = Not available \*Equivalent sound pressure level, according to ISO 22868, is calculated as the time-weighted energy total for different sound pressure levels under various working conditions. Typical statistical dispersion for equivalent sound pressure level is a standard deviation of 1 dB (A). \*\*Noise emissions in the environment measured as sound power (LWA) in conformity with EC directive 2000/14/EC. The guaranteed sound power level includes variation in production as well as variation from the test code with 1–3 dB(A). \*\*\*Equivalent vibration level, according to ISO 22867, is calculated as the time-weighted energy total for vibration levels under various working conditions. Reported data for equivalent vibration level has a typical statistical dispersion (standard deviation) of 1 m/s<sup>2</sup>.

**NOMINAL POWER** A new machinery directive (2006/42/EC) came into force on January 1, 2010, requiring manufacturers to declare the nominal power of engines, in kilowatts (kW). The power rating of the engines indicated is the average net power output during a normal working situations and meets applicable noise regulations (at specified rpm, see owner manual) of a typical production engine for the engine model measured to SAE standard J 1349/ISO 1585. Mass production engines may differ from this value. Actual power output for the engine installed in the final machine will depend on the operating speed, environmental conditions and other variables.

	455 Rancher	545 II	555	565	585	540 XP III	550 XP® II	550 XP® G II	560 XP®	560 XP®G
	555	50.1	59.8	70.6	86	39.1	50.1	50.1	59.8	59.8
	26	2.7	3.1	3.7	5.1	1.9	3.0	3.0	3.5	3.5
	104	106	106	105	112	103	107	107	106	106
	114	116	118	119	119	112	117	117	118	118
	38/6.9	3.7/3.6	3.2/5.0	5.2/5.3	6.6/5.3	3.7/5.1	4.4/4.1	4.4/4.1	4.4/5.3	4.4/5.3
	.325	.325	.325 / 3/8	3/8	3/8	3/8 mini	.325	.325	.325 / 3/8	.325 / 3/8
	45 / 18	33-45/13-18	33-45/13-18	45-70/18-28	45-90/18-36	30-40/12-16	33-45/13-18	33-45/13-18	33-50/13-20	33-50/13-20
	5.9	5.3	5.9	6.5	7.5	4.1	5.3	5.5	5.9	6.1
	●	●	●	●	●	●	●	●	●	●
	●	●	●	●	●	●	●	●	●	●
	—	●	●	●	—	●	●	●	●	●
	●	●	●	●	●	●	●	●	●	●
	●	●	●	●	●	●	●	●	●	●
	—	—	—	—	—	—	●	—	●	●
	—	—	—	—	—	—	●	—	●	●
	●	●	●	●	●	●	●	●	●	●
	●	●	●	●	●	●	●	●	●	●
	—	●	●	●	●	●	●	●	●	●
	●	●	●	●	●	●	●	●	●	●
	●	●	●	●	●	●	●	●	●	●
	—	●	●	●	●	●	●	●	●	●
	—	—	—	—	—	—	—	—	●	●
	●	●	●	●	●	●	●	●	●	●
	●	●	●	●	●	●	—	—	●	●
	—	●	●	●	●	—	●	●	●	●
	—	—	—	—	—	—	—	—	—	—
	—	—	—	—	—	—	—	—	—	—
	●	●	●	●	●	●	●	●	●	●
	●	●	●	●	●	●	●	●	●	●





# TECHNICAL SPECIFICATIONS

	562 XP® / XP G®	572 XP®	572 XP G®	592 XP / XP G®
<b>TECHNICAL SPECIFICATIONS</b>				
Cylinder displacement, cm <sup>3</sup>	59.8	70.6	70.6	92.7
Power output, kW	3.5	4.3	4.3	5.6
Sound pressure level at operators ear, dB(A)*	106	107	107	112
Sound power level guaranteed (LWA) dB(A)**	118	120	120	119
Equivalent vibration level (ahv, eq) front /rear handle, m/s <sup>2</sup> ***	3.2/5.0	5.0/4.1	5.0/4.1	6.6/5.3
Chain pitch, inch	3/8	3/8	3/8	3/8
Recommended bar length, min-max, cm/inch	37-70/15-28	37-70/15-28	37-70/15-28	45-90/18-36
Weight (excl. cutting equipment), kg	6.1/6.3	6.6	6.8	7.4/7.6
<b>FEATURES</b>				
Adjustable oil pump	●	●	●	●
Air Injection™	●	●	●	●
AutoTune™	●	●	●	●
Combined choke /stop control	●	●	●	●
Fuel pump	●	●	●	●
Heated carburettor	- / ●	-	●	- / ●
Heated handles	- / ●	-	●	- / ●
Inertia chain brake	●	●	●	●
Low Vib®	●	●	●	●
Magnesium crankcase	●	●	●	●
Quick release air filter cover	●	●	●	●
Quick-release air filter	●	●	●	●
Retained bar nuts	●	●	●	●
RevBoost™	●	-	-	-
Side-mounted chain tensioner	●	●	●	●
Smart Start®	●	●	●	●
Snap-lock cylinder cover	●	●	●	●
Tool-less chain tensioning	-	-	-	-
TrioBrake™	-	-	-	-
Visible fuel level	●	●	●	●
X-Torq® engine	●	●	●	●

● = Available (●) = Accessory - = Not available \*Equivalent sound pressure level, according to ISO 22868, is calculated as the time-weighted energy total for different sound pressure levels under various working conditions. Typical statistical dispersion for equivalent sound pressure level is a standard deviation of 1 dB (A). \*\*Noise emissions in the environment measured as sound power (LWA) in conformity with EC directive 2000/14/EC. The guaranteed sound power level includes variation in production as well as variation from the test code with 1-3 dB(A). \*\*\*Equivalent vibration level, according to ISO 22867, is calculated as the time-weighted energy total for vibration levels under various working conditions. Reported data for equivalent vibration level has a typical statistical dispersion (standard deviation) of 1 m/s<sup>2</sup>.

## ! ALWAYS USE GENUINE HUSQVARNA LUBRICANTS AND SPARE PARTS FOR YOUR CHAINSAW

These high quality spare parts and lubricants are developed to facilitate the care and maintenance of your Husqvarna equipment and enable trouble-free operation and storage. Husqvarna recommend regular service done by qualified technicians using only Genuine Husqvarna original or recommended spare parts. This will support the product's performance and lifetime. See your owner's manual or consult your Authorised Husqvarna dealer if any uncertainty occurs.

**NOMINAL POWER** A new machinery directive (2006/42/EC) came into force on January 1, 2010, requiring manufacturers to declare the nominal power of engines, in kilowatts (kW). The power rating of the engines indicated is the average net power output during a normal working situations and meets applicable noise regulations (at specified rpm, see owner manual) of a typical production engine for the engine model measured to SAE standard J 1349/ISO 1585. Mass production engines may differ from this value. Actual power output for the engine installed in the final machine will depend on the operating speed, environmental conditions and other variables.



TOP HANDLE CHAINSAW	T525	T540 XP II	T540 XP III
<b>TECHNICAL SPECIFICATIONS</b>			
Cylinder displacement, cm <sup>3</sup>	27.0	37.7	39.1
Power output, kW	1.1	1.8	1.9
Sound pressure level at operators ear, dB(A)*	98	104.0	102
Sound power level guaranteed (LWA) dB(A)**	111	116	112
Equivalent vibration level (ahv, eq) front/rear handle, m/s <sup>2</sup> ***	4.9/5.2	3.5 / 4.2	3.5/3.4
Chain pitch, inch	1/4	3/8	.325" mini
Recommended bar length, min-max, cm/inch	25/10	30-35/12-14	30-40/12-16
Weight (excl. cutting equipment), kg	2.7	3.9	3.8
<b>FEATURES</b>			
Adjustable oil pump	●	●	●
Air Injection™	●	●	●
AutoTune™	—	●	●
Fuel pump	●	●	●
Horizontal rope eye let	●	●	●
Inertia chain brake	●	●	●
Low Vib®	●	●	●
Magnesium crankcase	—	●	●
Quick release air filter cover	●	●	●
Quick-release air filter	●	●	—
Visible fuel level	●	●	—
X-Torc® engine	●	●	●

● = Available (●) = Accessory — = Not available \*Equivalent sound pressure level, according to ISO 22868, is calculated as the time-weighted energy total for different sound pressure levels under various working conditions. Typical statistical dispersion for equivalent sound pressure level is a standard deviation of 1 dB (A). \*\*Noise emissions in the environment measured as sound power (LWA) in conformity with EC directive 2000/14/EC. The guaranteed sound power level includes variation in production as well as variation from the test code with 1-3 dB(A). \*\*\*Equivalent vibration level, according to ISO 22867, is calculated as the time-weighted energy total for vibration levels under various working conditions. Reported data for equivalent vibration level has a typical statistical dispersion (standard deviation) of 1 m/s<sup>2</sup>.

POLE SAWS	525P4S	525PT5S
<b>TECHNICAL SPECIFICATIONS</b>		
Cylinder displacement, cm <sup>3</sup>	25.4	25.4
Power output, kW	1.0	1.0
Sound pressure level at operators ear, dB(A)*	91	89
Sound power level guaranteed (LWA) dB(A)	107	107
Equivalent vibration level (ahv, eq) front/rear handle, m/s <sup>2</sup> ***	2.9/3.2	6.3/5.3
Chain pitch, inch	3/8 LP	1/4
Recommended bar length, min-max, cm/inch	25-30/10-12	25-30/10-12
Max. length with cutting equipment, cm	240	397
Weight (excl. cutting equipment), kg	5.3	7.0
<b>FEATURES</b>		
Auto-return stop switch	●	●
Chain lubrication	●	●
Chain tensioner	●	●
Fuel pump	●	●
Rear impact guard	●	●
Stand alone starter	●	●
Telescopic tube	—	●

ELECTRIC CHAINSAW	420EL
<b>TECHNICAL SPECIFICATIONS</b>	
Voltage, V	230
Power rating, W	2000
Vibrations front/rear handle (ahv, eq), m/s <sup>2</sup> *	5.2/3.9
Weight (excl. cutting equipment and cable), kg	4.7
Chain pitch, inch	3/8"
Recommended bar length, min-max, cm / inch	35 - 40 / 14 - 16
<b>FEATURES</b>	
Electronic SoftStart™	●
Inertia chain brake	●
Overspeed protection	●
Window for oil level	●

● = Available (●) = Accessory — = Not available \*Equivalent vibration level, according to ISO 22867, calculated as the time-weighted energy total for vibration levels at different operating conditions. Reported data for equivalent vibration level has a typical measurement of dispersion (standard deviation) of 1 m/s<sup>2</sup>.



# GIVE YOUR CHAINSAW EXTRA PERFORMANCE



Husqvarna bars and chains are built to the same high standard as our saws. By combining high quality materials with product development based on the demands of forestry professionals, we can specify the bar and chain combinations that deliver maximum efficiency and cutting performance with your Husqvarna chainsaw. Our **X-CUT™** chains and **X-FORCE™** bars are developed with our saws, giving you the optimal total performance you need to get the most out of your chainsaw.





[husqvarna.com/parts-for-chainsaws](https://www.husqvarna.com/parts-for-chainsaws)

## WHAT YOU GET AND HOW WE DO IT



### HUSQVARNA FOR YOUR HUSQVARNA

Husqvarna manufactured bars and chains have been developed to work optimally with our chainsaws, increasing your output and cutting efficiency.



### EASY MAINTENANCE

Our bars and chains offer you a product with easier maintenance and a design that gives longer product lifetime with minimal downtime.



### TOUGHER AND MORE DURABLE

Improved durability across our new bars and chains give an extended product lifetime and minimal down time which reduces overall cost of ownership and increases productivity.



### 10% MORE EFFICIENT

After rigorous testing, our **X-CUT™ SP33G** chain has been found to give 10% more cutting efficiency\* increasing your output and productivity.



### MADE IN SWEDEN

Our **X-CUT™** chains have been researched, designed and manufactured in our state-of-the-art factory in Huskvarna, Sweden\*\* to give optimal output with our chainsaws.



\* Compared to our H30 chain

\*\*SP21G not manufactured in Sweden



# MINIMUM DOWNTIME, MAXIMUM RESULTS

Our **X-CUT™** chains are the first ever saw chain to be developed, designed and manufactured by Husqvarna, in Sweden where our chainsaws are developed and tested. Husqvarna **X-CUT™** is designed to maximise your output, allowing you to work harder for longer without interruptions.

### MORE RUN TIME AND LESS MAINTENANCE

Cutters, materials and manufacturing processes are refined to the extreme, giving the **X-CUT™** chain outstanding sharpness out of the box, and even more importantly — sharpness that lasts considerably longer before filing is needed.

### GOLDEN TIE STRAP

Thanks to the intuitive golden tie strap function, you easily locate the starting point, simplifying the filing of the chain.

### BETTER RESULTS, EASIER WORK

**X-CUT™** is made for making faster cuts, and it's ready to be used straight out of the box. This improves your efficiency — and your results. The smooth cutting reduces the feed force needed, making the work easier on your body.



### LESS ADJUSTMENTS AND LESS RISK OF DAMAGE

The **X-CUT™** chain is pre-stretched at the factory so you can work longer before re-tensioning is needed. No unnecessary chain tension required. The risk of damaging the cutting system with a slack chain is also decreased.

### LESS COST AND LESS SERVICE

A carefully balanced combination of construction, materials and processes mean excellent, dynamic durability. Wear on the cutting system is reduced — and so is the need for service.

## X-CUT™ CHAIN



### HUSQVARNA X-CUT™ SP33G

Semi-chisel pixel .325" 1.3mm chain developed and manufactured by Husqvarna. Low kick guard, narrow kerf, low stretch and bumper drive link. Developed for demanding professional use on mid-size chainsaws, up to 55cm<sup>3</sup>. Original equipment on most Husqvarna 400 series chainsaws.



### HUSQVARNA X-CUT™ S93G

The semi chisel 3/8" mini 1.3mm S93G chain is developed to fit smaller chainsaws like the 100 Series or arborist top-handle saws. Optimised geometry and grinding provides high cutting speed. High cutting efficiency balanced against the available power from the chainsaw will enable a smooth and precise cut.



### HUSQVARNA X-CUT™ SP21G

SP21G is a semi chisel .325" mini 1.1mm chain especially developed to increase the cutting speed and efficiency for full-time professional use battery chainsaws. The chain is energy efficient and the optimised geometry delivers a consistently smooth cut, excellent bore cut as well as improved handling and manoeuvrability.



### HUSQVARNA X-CUT™ C85

An advanced, full chisel, high performance 3/8" 1.5mm chain for full-time professional forestry saws. With its outstanding durability and cutting efficiency, a sharpness that lasts and low stretch, it gives you better results, less need for maintenance and lower costs.

## GET THE PERFORMANCE PACKAGE FOR YOUR HUSQVARNA CHAINSAW

All of our **X-CUT™** chains are tested and developed with our chainsaws, ensuring they give you maximum performance and the best cutting efficiency when used with our saws.

Read more about our bars and chains on our website:  
[www.husqvarna.com/uk/parts-for-chainsaws/](http://www.husqvarna.com/uk/parts-for-chainsaws/)



### HUSQVARNA X-CUT™ S35G NEW

Semi chisel .325" 1.5mm chain, especially suited for demanding everyday professional use. A really robust chain with a sharpness that lasts, an outstanding durability, low stretch and a high cutting efficiency, it's made to make your output better than ever.



“ The **X-CUT™ C85** is the sharpest and most durable low stretch chain I have ever used. The quality and quantity of wood chips on the ground speak for themselves!”

Andy Campbell - H-TEAM Ambassador



## USING DIFFERENT CHAINS

Husqvarna offers a wide range of chains for different needs. Use the chart below to find the recommended chain for your chainsaw:

PITCH	RECOMMENDED cm <sup>3</sup>	HUSQVARNA REF	CUTTER TYPE
1/4"	Pole saws, carving, battery chainsaws	H00	Micro chisel
3/8" Mini Pixel	Battery chainsaws	H38	Chamfer chisel low kickback
.325" Mini	Battery chainsaws	<b>X-CUT™ SP21G</b>	Mini - semi chisel
3/8" Mini	up to 40cc / Arborist chainsaws	<b>X-CUT™ S93G</b>	Semi chisel low kickback
Pixel .325"	40cc - 50cm <sup>3</sup>	<b>X-CUT™ SP33G</b>	Pixel - semi chisel
.325"	50cc - 60cm <sup>3</sup>	H25	Semi chisel
.325"	50cc - 60cm <sup>3</sup>	<b>X-CUT™ S35G</b> <small>NEW</small>	Semi chisel
3/8"	60cc - 95cm <sup>3</sup>	<b>X-CUT™ C85</b>	Chisel
.404"	95cc - 120cm <sup>3</sup>	H64	Chisel

## CHAIN REELS

ITEM	PNC
100' H21 Chisel 0.325" 1.5mm	503 30 57-01
100' H25 Semi Chisel 0.325" 1.5mm	503 30 55-01
100' <b>X-CUT™ S35G</b> Semi Chisel 0.325" 1.5mm <small>NEW</small>	585 63 95-01
100' H28 Micro Chisel 0.325" 1.6mm	503 30 03-22
100' <b>X-CUT™ SP33G</b> Pixel - Semi Chisel 0.325" 1.3mm	581 64 31-01
100' <b>X-CUT™ S93G</b> Semi Chisel Low Kickback 3/8" 1.3mm	585 40 42-01
100' H38 Chamfer Chisel 3/8" 1.1mm	581 80 79-01
100' <b>X-CUT™ C85</b> Chisel 3/8" 1.5mm	581 62 66-01
100' H45 Chisel 3/8" 1.6mm	503 30 88-01
100' H64 Micro Chisel 0.404" 1.6mm	503 30 64-01



# DESIGNED BY HUSQVARNA FOR YOUR HUSQVARNA



**X-FORCE™** is Husqvarna's answer to the challenge for the perfect guide bar – that is both lightweight and low-maintenance to minimise your burden, yet durable enough to withstand tough work over long time. Husqvarna **X-FORCE™** guide bars are developed alongside Husqvarna **X-CUT™** chains, optimised for Husqvarna chainsaws. The result is a cutting system that makes your chainsaw perform on an entirely new level – delivering a fast, precise kerf with minimal friction loss.



## PROLONG YOUR BAR AND CHAIN LIFE

Always use Husqvarna chain oil. Incorrect use of chain oil is a common source of damage to saws and tends to lead to rapid wear of the bar, or the chain jamming or derailing. Our full range of chain oils can be found on page 315.

## KEEPING STANDARDS

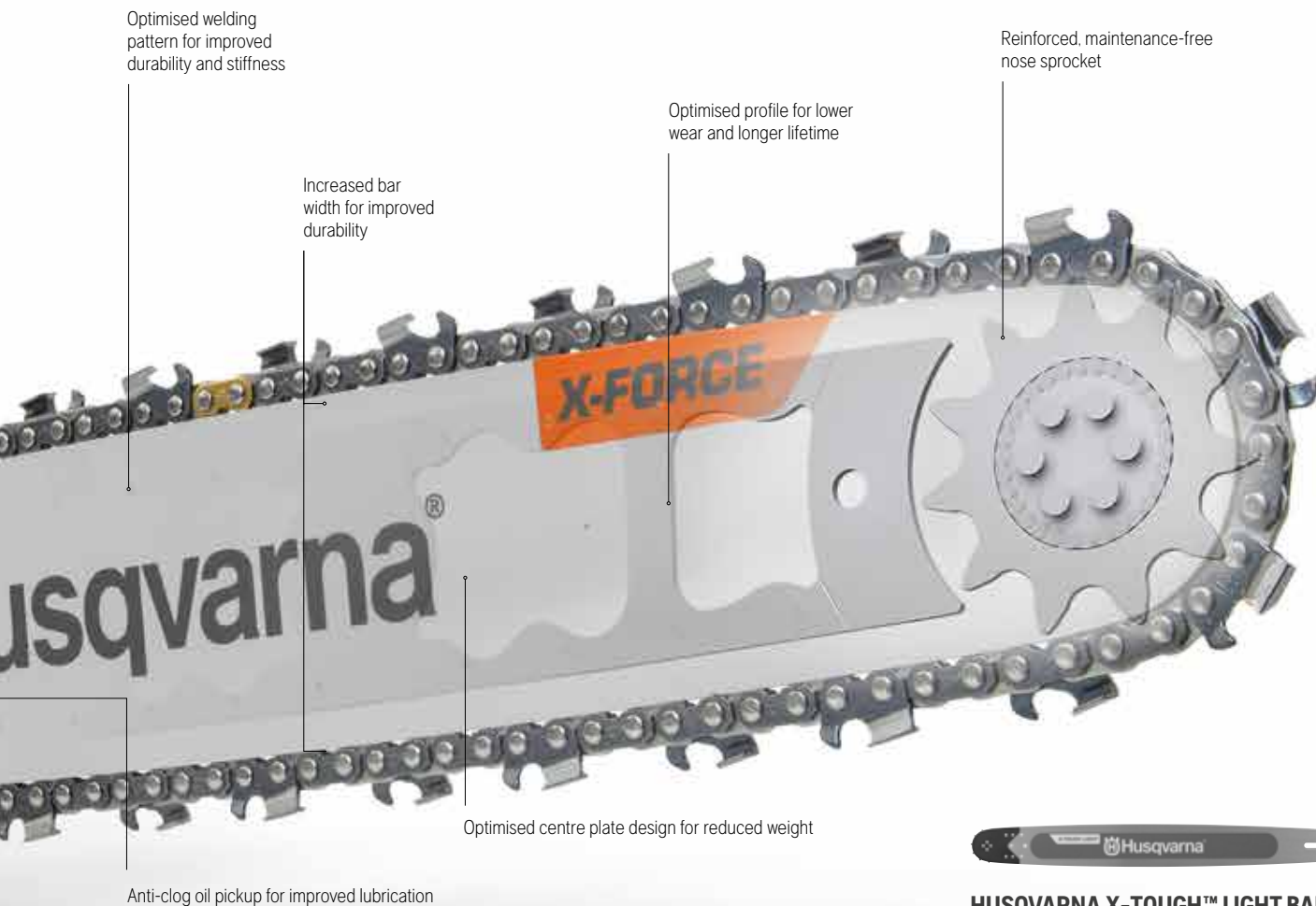
Testing and fulfilling ISO, EN and ANSI standards and internal standards is a priority in the development of new Husqvarna accessories. Regular testing during production ensures lasting quality.



### HUSQVARNA XP® POWER 2

## FUEL DEVELOPED SPECIFICALLY FOR HUSQVARNA TWO-STROKE ENGINES

There is no better fuel for your Husqvarna chainsaw than our XP® Power 2 manufactured to unique Husqvarna specifications. Conveniently pre-mixed with exactly 2% of Husqvarna XP® synthetic two-stroke oil, it provides efficient combustion leaving a cleaner, cooler, healthier engine with a minimum of harmful substances in the emissions. It also prevents inner corrosion, makes starting easier, reduces the need for service and minimises downtime. VEF approved.



## USING DIFFERENT BARS



### X-FORCE™ BARS

The **X-FORCE™** laminated bars offer easier maintenance and increased productivity. Depending on the model, these benefits come from features such as updated profiles, larger nose sprocket, cutouts in the centre plate, additional bearings, supported shields, and the removal of the grease hole. Available in 3/8" (15–20"), 3/8" Mini (12–14") and .325" (13–20").



### LAMINATED BARS WITH NOSE SPROCKET

The gentle curve and small nose radius reduce the risk of kickback and facilitates good cutting control. Coated bars to protect against scratches and corrosion. Available in 3/8" Mini (10–16").



### HUSQVARNA X-TOUGH™ BARS WITH REPLACEABLE SPROCKET NOSE

Solid RSN bar with great durability and robustness. The load is transferred to the high-quality roller bearing. The bars are coated to protect against scratches and corrosion. Replaceable tip is available as a spare part. Available in 3/8" (18–28").




### CARVING BAR - SMALL MOUNT

Carving bars have a smaller nose radius and are suitable for sculpting and other precision work. Available in 1/4" (10–12").




### HUSQVARNA X-TOUGH™ LIGHT BARS WITH REPLACEABLE SPROCKET NOSE

A lightweight solid RSN bar. Improves the manoeuvrability while maintaining durability and robustness. The load is transferred to the high-quality roller bearing. Wear-resistant paint protects against scratches and corrosion. Replaceable tip is available as a spare part. Available in 3/8" (20–36").



### HUSQVARNA X-TOUGH™ BARS WITH HARD NOSE

Recommended for use with long bars to reduce load on the bar tip. The load is transferred to the high-quality roller bearing. The bars are coated to protect against scratches and corrosion. Replaceable tip is available as a spare part. Available with 3/8" chain pitch in lengths 18–28"



### HUSQVARNA X-PRECISION™ BARS

The X-Precision™ bars are designed specifically for use with the X-Cut™ SP21G chain on battery-powered professional chainsaws. The optimized overall geometry and small nose radius provide efficient cutting with precise control, excellent bore cutting properties and reduced risk of kickback. Available in .325" mini (10–16").





				CHAINS						FILE KITS	
BAR	PRICE EX. VAT	PRICE INC. VAT	CHAIN	TYPE	CUTTER	DRIVE LINKS	PRICE EX. VAT	PRICE INC. VAT	FILE KIT	FILE SIZE	
575 84 22-58			501 84 40-58	H00	MICRO CHISEL	58			580 68 75-01	4.0mm / 5/32"	
501 95 92-40			585 40 42-40	<b>X-CUT™ S93G</b>	SEMI CHISEL LOW KICKBACK	40			587 80 67-01	4.0mm / 5/32"	
501 95 92-45			585 40 42-45	<b>X-CUT™ S93G</b>	SEMI CHISEL LOW KICKBACK	45			587 80 67-01	4.0mm / 5/32"	
501 95 92-52			585 40 42-52	<b>X-CUT™ S93G</b>	SEMI CHISEL LOW KICKBACK	52			587 80 67-01	4.0mm / 5/32"	
501 95 92-56			585 40 42-56	<b>X-CUT™ S93G</b>	SEMI CHISEL LOW KICKBACK	56			587 80 67-01	4.0mm / 5/32"	
582 20 74-45			581 80 79-45	H38	CHAMFER CHISEL LOW KICKBACK	45			-	4.5mm	
582 20 74-52			581 80 79-52	H38	CHAMFER CHISEL LOW KICKBACK	52			-	4.5mm	
593 91 43-46			593 91 41-46	<b>X-CUT™ SP21G</b>	MINI - SEMI CHISEL	46			595 00 46-01	4.0mm / 5/32"	
593 91 43-51			593 91 41-51	<b>X-CUT™ SP21G</b>	MINI - SEMI CHISEL	51			595 00 46-01	4.0mm / 5/32"	
593 91 43-59			593 91 41-59	<b>X-CUT™ SP21G</b>	MINI - SEMI CHISEL	59			595 00 46-01	4.0mm / 5/32"	
593 91 43-64			593 91 41-64	<b>X-CUT™ SP21G</b>	MINI - SEMI CHISEL	64			595 00 46-01	4.0mm / 5/32"	
582 07 53-56			581 64 31-56	<b>X-CUT™ SP33G</b>	PIXEL - SEMI CHISEL	56			586 93 34-01	4.8mm / 3/16"	
582 07 53-64			581 64 31-64	<b>X-CUT™ SP33G</b>	PIXEL - SEMI CHISEL	64			586 93 34-01	4.8mm / 3/16"	
582 07 53-72			581 64 31-72	<b>X-CUT™ SP33G</b>	PIXEL - SEMI CHISEL	72			586 93 34-01	4.8mm / 3/16"	
582 08 69-56			585 63 95-56	<b>X-CUT™ S35G</b>	SEMI CHISEL	56			587 80 68-01	4.8mm / 3/16"	
582 08 69-64			585 63 95-64	<b>X-CUT™ S35G</b>	SEMI CHISEL	64			587 80 68-01	4.8mm / 3/16"	
582 08 69-72			585 63 95-72	<b>X-CUT™ S35G</b>	SEMI CHISEL	72			587 80 68-01	4.8mm / 3/16"	
582 08 69-80			585 63 95-80	<b>X-CUT™ S35G</b>	SEMI CHISEL	80			587 80 68-01	4.8mm / 3/16"	
585 94 34-56			581 62 66-56	<b>X-CUT™ C85</b>	CHISEL	56			586 93 85-01	5.5mm / 7/32"	
585 94 34-68			581 62 66-68	<b>X-CUT™ C85</b>	CHISEL	68			586 93 85-01	5.5mm / 7/32"	
585 94 34-72			581 62 66-72	<b>X-CUT™ C85</b>	CHISEL	72			586 93 85-01	5.5mm / 7/32"	
585 95 08-56			581 62 66-56	<b>X-CUT™ C85</b>	CHISEL	56			586 93 85-01	5.5mm / 7/32"	
585 95 08-68			581 62 66-68	<b>X-CUT™ C85</b>	CHISEL	68			586 93 85-01	5.5mm / 7/32"	
585 95 08-72			581 62 66-72	<b>X-CUT™ C85</b>	CHISEL	72			586 93 85-01	5.5mm / 7/32"	
596 69 11-72			581 62 66-72	<b>X-CUT™ C85</b>	CHISEL	72			586 93 85-01	5.5mm / 7/32"	
596 69 11-84			581 62 66-84	<b>X-CUT™ C85</b>	CHISEL	84			586 93 85-01	5.5mm / 7/32"	
596 69 11-92			581 62 66-92	<b>X-CUT™ C85</b>	CHISEL	92			586 93 85-01	5.5mm / 7/32"	
599 65 66-72			581 62 66-72	<b>X-CUT™ C85</b>	CHISEL	72			586 93 85-01	5.5mm / 7/32"	
599 65 66-84			581 62 66-84	<b>X-CUT™ C85</b>	CHISEL	84			586 93 85-01	5.5mm / 7/32"	
599 65 66-92			581 62 66-92	<b>X-CUT™ C85</b>	CHISEL	92			586 93 85-01	5.5mm / 7/32"	
599 65 66-05			581 62 66-05	<b>X-CUT™ C85</b>	CHISEL	105			586 93 85-01	5.5mm / 7/32"	
599 65 66-15			581 62 66-15	<b>X-CUT™ C85</b>	CHISEL	115			586 93 85-01	5.5mm / 7/32"	
582 20 76-45			585 40 42-45	<b>X-CUT™ S93G</b>	SEMI CHISEL LOW KICKBACK	45			587 80 67-01	4.0mm / 5/32"	
582 20 76-52			585 40 42-52	<b>X-CUT™ S93G</b>	SEMI CHISEL LOW KICKBACK	52			587 80 67-01	4.0mm / 5/32"	
582 20 76-56			585 40 42-56	<b>X-CUT™ S93G</b>	SEMI CHISEL LOW KICKBACK	56			587 80 67-01	4.0mm / 5/32"	
596 69 11-84			581 62 66-84	<b>X-CUT™ C85</b>	CHISEL	84			586 93 85-01	5.5mm / 7/32"	
596 69 11-92			581 62 66-92	<b>X-CUT™ C85</b>	CHISEL	92			586 93 85-01	5.5mm / 7/32"	
596 69 10-92			501 84 31-92	H64	CHISEL	92			505 69 81-92	5.5mm / 7/32"	
596 69 10-04			501 84 31-04	H64	CHISEL	104			505 69 81-92	5.5mm / 7/32"	
596 69 10-24			501 84 31-24	H64	CHISEL	124			505 69 81-92	5.5mm / 7/32"	
587 39 44-60			501 84 40-60	H00	MICRO CHISEL	60			580 68 75-01	4.0mm / 5/32"	
587 39 44-68			501 84 40-68	H00	MICRO CHISEL	68			580 68 75-01	4.0mm / 5/32"	

**X-CUT™ S93G**  
Replaces H37

**X-CUT™ SP21G**

**X-CUT™ SP33G**  
Replaces H30

**X-CUT™ S35G**  
Replaces H25

**X-CUT™ C85**  
Replaces H42

**X-CUT™ C85**  
Replaces H42

**X-CUT™ C85**  
Replaces H42

**X-CUT™ S93G**

**X-CUT™ C85**



## FILING EQUIPMENT



A sharp chain is as important as a powerful engine. For your chainsaw to operate effectively, safely and with precision it is vital to have a sharp chain. How often it needs to be sharpened depends on how frequently you use it. A good indication of the condition of your chain is the appearance of the wood chips. A sharp chain will produce fine, even wood chips, while a dull chain generates sawdust. You'll need a round file, a flat file and a filing gauge to file a chain. We also recommend that you use a stump vise to hold the bar, leaving both hands free for filing.



### FILING THE CUTTING TEETH

File using light and even pressure, with gentle pushing strokes, parallel to the gauge. Try to get the same length of all cutters.

## INTENSIVE ROUND CUT FILES

Designed for optimal cutting performance and longer lifetime.



Item	Order PNC
4.0mm - 3 pack	597 35 48-01
4.0mm - 12 pack	597 35 48-02
4.5mm - 3 pack	597 35 55-01
4.8mm - 3 pack	597 35 58-01
4.8mm - 12 pack	597 35 58-02
5.5mm - 3 pack	597 35 61-01
5.5mm - 12 pack	597 35 61-02

## FLAT FILES

Quality files which give you the right geometry of the cutter.



Item	Order PNC
Flat files 6" - 12 pack	505 69 81-61
Flat files 8" - 12 pack	505 69 81-81

## FILE HANDLE



Patented file locking system. Fits all our files. 25° and 30° guides ensures correct file angling.

Item	Order PNC
File handle - Round files Ø 4.5-5.5mm	505 69 78-01
File handle - Flat files	505 69 78-10



### FILING THE DEPTH GAUGE

File all the way down to the gauge. If you file the depth gauge without a tool you, risk filing them too far down and the chain will produce chips which are too thick.





**FILE GAUGES**

Specifically designed file gauges that give the correct filing angles. Use together with our round files.



Item	Order PNC
.325" H25	505 69 81-10
.404" H64	505 69 81-15
1/4" H00	505 69 81-18
3/8" mini H36	505 24 37-01
3/8" mini pixel H38	579 55 88-01

**COMBINATION GAUGES**

Our combination gauges are specifically designed with a file gauge and depth gauge setter together in one tool. Use together with our round and flat files for a correct filing angle.



Item	Order PNC
H00 1/4"	580 68 74-01
0.325" Pixel	505 69 81-08
325 <b>x-cut™ SP33G</b>	586 93 84-01
0.325" Mini <b>x-cut™ SP21G</b>	595 00 47-01
H25 .325" 1.5mm	505 69 81-09
0.325" 1.5mm <b>x-cut™ S35G</b> <b>NEW</b>	587 80 91-01
H42 3/8" 1.5mm Full chisel	505 24 35-01
3/8" <b>x-cut™ C85</b>	586 93 86-01
H51/54/58 3/8" 1.5mm	575 99 15-01



**FILE KITS**



Complete filing kit with a file handle, combination gauge or a file gauge and depth gauge, two round files and one flat file.

Item	Order PNC
0.325"	505 69 81-25
0.325" Pixel	505 69 81-27
0.325" Pixel <b>x-cut™ SP33G</b>	586 93 34-01
0.325" Mini <b>x-cut™ SP21G</b>	595 00 46-01
0.404"	505 69 81-92
3/8" <b>x-cut™ C85</b>	586 93 85-01
1/4" H00	580 68 75-01
3/8"	505 69 81-30
3/8" mini	505 69 81-38
3/8" <b>x-cut™ S93G</b>	587 80 67-01
0.325" <b>x-cut™ S35G</b> <b>NEW</b>	587 80 68-01
3/8" mini H37	579 65 36-01
Clearing Saw Blade	505 69 81-20

**DEPTH GAUGES**



Specifically designed file gauges that give the correct filing angles. Use together with our flat files.

Item	Order PNC
3/8"	505 69 81-01
3/8" mini	505 69 81-03
.325"	505 69 81-00
.404"	505 69 81-02

**STUMP VISE**



To fasten the chainsaw in a secure position when filing. Made of forged steel.

Order PNC	RRP ex VAT	RRP inc VAT
505 66 52-56		

**HUSQVARNA RECOMMEND**

**NEW**

**X-Guard Bio Chain Oil**



Keep your chain lubricated with our **NEW** X-Guard Bio Chain Oil with improved formula giving superior lubrication performance even in extreme conditions. Excellent anti-oxidation properties protect the bar and chain during storage. Page 315



## FORESTRY TOOLS



husqvarna.com/forestry-tools-and-axes

### TOOL BELT FLEXI – CARRIER KIT



A flexible and ergonomic belt with excellent weight distribution and adjustable, one-hand-release belt buckle specially developed for forestry work. Intuitive and easy to personalise with easily attached holders, pockets and harness. Tool belt FLEXI. Harness. Accessory bag. File and combi-tool holder. Universal bag. Carrier hook. Wedge pocket.

Order PNC	RRP ex VAT	RRP inc VAT
593 83 72-03		

### TOOL BELT FLEXI – COMBI KIT



A flexible and ergonomic tool belt with excellent weight distribution and adjustable, one-hand-release belt buckle specially developed for forestry work. Intuitive and easy to personalise with easily attached holders, pockets and harness. Tool belt FLEXI. Harness. Combi holster with wedge pocket. File and combi-tool holder. Universal bag. Universal tool holder. Combi holster.

Order PNC	RRP ex VAT	RRP inc VAT
593 83 72-01		

### TOOL BELT FLEXI – WEDGE KIT



A flexible and ergonomic tool belt with excellent weight distribution and adjustable, one-hand-release belt buckle specially developed for forestry work. Intuitive and easy to personalise with easily attached holders, pockets and harness. Tool belt FLEXI. Harness. Wedge pocket. File and combi-tool holder. Universal bag. Universal tool holder. Combi holster with wedge pocket.

Order PNC	RRP ex VAT	RRP inc VAT
593 83 72-02		

## ACCESSORIES



#### 1. TOOL BELT FLEXI

A flexible and ergonomic tool belt with excellent weight distribution and adjustable, one-hand-release belt buckle.  
593 83 74-01

#### 2. HARNESS FOR TOOL BELT FLEXI

Ergonomic design together with a chest strap evens the weight over the shoulders.  
593 83 76-01

#### 3. COMBI HOLSTER

Combi holster for lifting tong or lifting hook plus eyelets for measuring tape.  
593 83 83-01

#### 4. COMBI HOLSTER WITH WEDGE POCKET

Combi holster for lifting tong or lifting hook plus a pocket for wedges.  
593 83 83-02

#### 5. WEDGE POCKET

Pocket for multiple wedges, with individual sections keeping wedges in place.  
593 83 88-01

#### 6. UNIVERSAL BAG

Universal bag for first aid kit, GPS tracker, power bar and other smaller items.  
593 83 92-01

#### 7. MEASURE HOLDER

Holder to keep measuring tape in place.  
593 83 91-01



**8. FILE AND COMBI-TOOL HOLDER**

Holder for one round and one flat file, plus combi-tool. The holder effectively prevents broken or lost tools.

593 83 94-01

**9. SPRAY CAN HOLDER**

Holster for a spray can that makes sure it is securely kept in its place.

593 83 95-01

**10. CARRIER HOOK**

A multi-purpose hook for carrying various tools, water cans or other equipment.

593 83 96-01

**11. UNIVERSAL TOOL HOLDER**

Multi-purpose holder for carrying tools such as an axe, impact bar etc.

593 83 97-01

**12. BREAKING BAR HOLSTER**

The breaking bar holster from our classic tool belt can also be used with tool belt FLEXI.

505 69 32-92

**13. CALIPER HOLSTER**

The caliper holster from our classic tool belt can also be used with tool belt FLEXI.

505 69 32-04

**14. CRAYON HOLDER WITH REEL**

Holder for crayon with spring-loaded metal reel. Crayon holder for 12mm crayons. Robust design with a metal reel that could be attached to the tool belt or harness.

593 97 55-01, graphite crayons 12 pcs

**15. ACCESSORY BAG**

Extra bag, suitable for your fire extinguisher, water bottle, extra clothing and more.

590 77 71-01

**16. FIRST AID KIT**

Includes first aid bandage, 9 plasters in various sizes, 2 wound swabs, 1 mirror, 1 cotton bud.

504 09 53-01

**17. TAPE MEASURES**

With release hook.

Metric 15m/50' 586 99 76-01

Metric 20m/66' 586 99 76-02

**IMPACT BAR**



Durable and robust impact bar with optimised grip and the front teeth give a better grip in wood.

Order PNC	RRP ex VAT	RRP inc VAT
577 40 28-01		

**FOOT BREAKING BAR**



Telescopic foot breaking bar. Can be carried in a holster on a belt.

Order PNC	RRP ex VAT	RRP inc VAT
504 98 16-92		

**LONG BREAKING BAR**



Features forged bottom parts for extra strength. Front teeth give a better grip and a long handle makes it possible for a two-hand grip.

Item	Order PNC	RRP ex VAT	RRP inc VAT
130cm	574 38 72-01		
Cant Hook	574 38 73-01		

**BREAKING BAR WITH CANT HOOK**



Fully forged with plastic handle, repeat heel and turning hook.

Item	Order PNC	RRP ex VAT	RRP inc VAT
80cm	586 89 69-01		
Cant Hook	505 69 43-02		



## LIFTING TONGS



Features sharp hooks with ground edges. Special hardened steel with a treated surface makes them robust and less sensitive for rust.

Item	Order PNC	RRP ex VAT	RRP inc VAT
20cm	574 38 75-01		
30cm	574 38 76-01		

## LIFTING HOOK



Features an extended hook for longer, wider opening to give a better grip when working. Special hardened steel with treated surface makes the hook robust and less sensitive to rust.

Order PNC	RRP ex VAT	RRP inc VAT
574 38 74-01		

## MARKING TAPE



100% viscose, biodegradable. Approx. 75m long and 20mm wide.

Item	Order PNC	RRP ex VAT	RRP inc VAT
Orange	574 28 77-00		
Red	574 28 77-01		
Blue	574 28 77-02		
Yellow	574 28 77-03		

## BARK SPADE



115cm long with a 12cm wide blade.

Order PNC	RRP ex VAT	RRP inc VAT
575 57 23-01		

## COMPOSITE UNIVERSAL HATCHET H900



LENGTH 34cm  
WEIGHT 0.9kg

Small hatchet for outdoor, trekking and garden activities.

Order PNC	RRP ex VAT	RRP inc VAT
580 76 10-01		

## COMPOSITE UNIVERSAL AXE A1400



LENGTH 60cm  
WEIGHT 1.4kg

Universal axe ideal for splitting resinous wood.

Order PNC	RRP ex VAT	RRP inc VAT
580 76 11-01		

## COMPOSITE UNIVERSAL AXE A2400



LENGTH 70cm  
WEIGHT 2.4kg

Powerful universal axe for different types of wood work.

Order PNC	RRP ex VAT	RRP inc VAT
580 76 12-01		

## COMPOSITE SPLITTING AXE S1600



LENGTH 60cm  
WEIGHT 1.6kg

Splitting axe for splitting logs and chunks of wood.

Order PNC	RRP ex VAT	RRP inc VAT
580 76 13-01		



**COMPOSITE SPLITTING AXE S2800**



LENGTH 70cm  
WEIGHT 2.8kg

Powerful splitting axe for splitting large logs.

Order PNC	RRP ex VAT	RRP inc VAT
580 76 14-01		

**WOODEN HATCHET**



LENGTH 37.5cm  
WEIGHT 0.6kg

A hatchet for fire wood and garden work.

Order PNC	RRP ex VAT	RRP inc VAT
576 92 64-01		

**WOODEN HIKING HATCHET**



LENGTH 24cm  
WEIGHT 0.5kg

Smaller axe perfect for hiking and camping.

Order PNC	RRP ex VAT	RRP inc VAT
599 67 35-01		

**WOODEN FOREST AXE**



LENGTH 65cm  
WEIGHT 0.85kg

Suitable for small-scale tree felling, limbing logs, branch trimming and clearing bushes. The long handle gives power to the cut.

Order PNC	RRP ex VAT	RRP inc VAT
576 92 62-01		

**WOODEN CAMPING AXE**



LENGTH 37.5cm  
WEIGHT 0.5kg

A smaller axe ideal for outdoor life in forests and open land, suitable for most tasks like chopping wood for the campfire. The size is perfect for packing in your backpack.

Order PNC	RRP ex VAT	RRP inc VAT
576 92 63-01		

**WOODEN CARPENTER'S AXE**



LENGTH 50cm  
WEIGHT 1kg

Best suited for carpentry and other wood work. Recess in the head so that the hand gets as close as possible to the cutting edge for maximum control.

Order PNC	RRP ex VAT	RRP inc VAT
576 92 65-01		

**WOODEN SMALL SPLITTING AXE**



LENGTH 50cm  
WEIGHT 0.9kg

Best suited for basic splitting of lighter fire wood. The head is designed to go easy into the wood, and its small size makes it possible to use with one-hand grip.

Order PNC	RRP ex VAT	RRP inc VAT
576 92 68-01		

**WOODEN LARGE SPLITTING AXE**



LENGTH 75cm  
WEIGHT 1.5kg

Best suited for splitting thicker wood and fire wood. The long handle creates extra power and has space for two-hand grip.

Order PNC	RRP ex VAT	RRP inc VAT
576 92 67-01		



# FORESTRY AND ARBORIST TOOLS

## WOODEN SLEDGE AXE



LENGTH 80cm  
WEIGHT 2.5kg

The most powerful and heaviest axe made for splitting logs and large chunks of wood. It has a hardened striking face in the neck and can therefore be used as a sledge or in combination with a splitting wedge.

Order PNC	RRP ex VAT	RRP inc VAT
576 92 66-01		

## WOODEN CLEARING AXE



LENGTH 67.5cm  
WEIGHT 1kg

With hickory shaft and a double-edged blade that is reversible and replaceable.

Order PNC	RRP ex VAT	RRP inc VAT
579 00 06-01		

## WOODEN HATCHET AXE



LENGTH 36cm  
WEIGHT 0.6kg

High quality forged hatchet with ash wood handle for small firewood and forest tasks.

Order PNC	RRP ex VAT	RRP inc VAT
597 62 77-01		

## WOODEN UNIVERSAL AXE



LENGTH 70cm  
WEIGHT 1.25kg

High quality forged axe with ash wood handle and polished finish for low friction.

Order PNC	RRP ex VAT	RRP inc VAT
597 62 90-01		

## WOODEN SMALL SPLITTING AXE



LENGTH 50cm  
WEIGHT 1.25kg

High quality forged small splitting axe with ash wood handle for splitting small to medium logs.

Order PNC	RRP ex VAT	RRP inc VAT
599 67 31-01		

## WOODEN LARGE SPLITTING AXE



LENGTH 80cm  
WEIGHT 2.5kg

High quality forged splitting axe with ash wood handle for splitting large logs, ergonomic handle shape gives optimum grip.

Order PNC	RRP ex VAT	RRP inc VAT
597 62 94-01		

## WOODEN SAPPIE



Short-handled sappie for moving logs. Polished metal head with sharply curved tip. Part of the wooden handle is painted in orange for improved visibility.

Order PNC	RRP ex VAT	RRP inc VAT
38cm - 579 69 28-01		
80cm - 579 69 28-02		

## GRINDSTONE



Silicon carbide grindstone for sharpening axes. Course and fine grains. In leather case.

Item	Order PNC	RRP ex VAT	RRP inc VAT
Grindstone	599 67 46-01		



**FELLING WEDGES**



Made of high impact ABS plastic. Helps the tree fall in the right direction.

Item	Order PNC	RRP ex VAT	RRP inc VAT
10cm Arborist	598 03 57-01		
14cm	505 69 47-02		
20cm	505 69 47-03		
25cm	505 69 47-04		

**ALUMINIUM FELLING WEDGE**



Helps the tree fall in the right direction. Possible to re-grind.

Item	Order PNC	RRP ex VAT	RRP inc VAT
550g, 22cm	586 88 59-01		
1000g, 26cm	586 88 59-02		



**SPLITTING WEDGES**



Twisted wedge can be used for heavier duty log splitting.

Item	Order PNC	RRP ex VAT	RRP inc VAT
Twisted Splitting Wedge	577 25 92-01		

**CHAINSAW BOX**



Tough handy carrying case designed to carry a chainsaw, lubricants, and other accessories.

Order PNC	RRP ex VAT	RRP inc VAT
531 30 08-72		

*Dealer Information: Must be ordered in quantities of 4*

**CHAINSAW BAG**



48 Litre. Especially made for your chainsaw. Extra pockets for the chainsaw files and a Velcro fastening pocket placed on the outside.

Order PNC	RRP ex VAT	RRP inc VAT
597 41 83-01		

**DUFFEL BAG 70L**



Moisture-repellent and easily cleaned material, smart inside pockets and soft top handles. Removable shoulder straps and organising bags included.

Order PNC	RRP ex VAT	RRP inc VAT
593 25 83-01		

**TROLLEY BAG 90L**



Robust trolley bag with easy access u-shaped zipper and silent rubber wheels. Moulded bottom and side make the bag stand upright without support. Two organising bags included.

Order PNC	RRP ex VAT	RRP inc VAT
593 25 81-01		

**BACKPACK**



Durable backpack for all weathers. Easily cleaned material that keeps the inside dry. Roll-up seal and smart compartments for your laptop, thermos and water bottle.

Order PNC	RRP ex VAT	RRP inc VAT
593 25 82-01		



## FUEL STORAGE



The Combi Can enables you to refuel quickly without splash effects and any waste. The two containers are designed to achieve an optimised fuel and chain oil ratio. It also features an integrated tool box for frequently needed spare parts and filing equipment.

Approved in accordance with UN recommendations.

## COMBI CAN



Item	Order PNC	RRP ex VAT	RRP inc VAT
Combi Can 5 + 2.5 Litre	580 75 42-01		
Fuel Spout	586 11 04-01		
Oil Spout	586 11 05-01		
Winter Oil Spout	586 11 07-01		

## + THE SMART COMBI CAN



**LEVEL WINDOW**  
For quick visual check of remaining fuel level.



**MECHANICAL LOCK**  
The spout has a mechanical lock to prevent unexpected opening and leakage.



**INTEGRATED TOOL BOX**  
Making it easy to bring extra tools and frequent parts.



**OVERFILL PROTECTION**  
The flow stops automatically when the machine's tank is full, which means you can lift the Combi Can without spilling fuel.



**ERGONOMIC GRIP**  
The handles are placed for optimal lifting ergonomics when carrying and refuelling.



**PARKING POSITION**  
The spouts can be rotated into a parking position to prevent damage during transportation.

## HAND SAWS

The new generation of Husqvarna saws have been ergonomically designed, to lie comfortably and safely in your hand during sawing and a stop at the end of the handle prevents you from slipping. This has proven particularly useful during pulling movements, and assists you in making smooth progress.

## FOLDABLE PRUNING SAW 200FO



With a total length of 47cm, the 200FO saw is an easy-to-use all-rounder for cutting back thicker branches. It is lightweight making it ideal for all minor sawing work in the garden, and other outdoor activities.

Order PNC	RRP ex VAT	RRP inc VAT
967 23 64-01		

## STRAIGHT PRUNING SAW 300ST



Total length of 40cm. The rigid, straight saw blade with impulse-hardened precision tothing means you receive particularly high sawing performance, quiet running, effort-saving sawing and a very long lifetime. The particularly smooth pulling cut is ideal for fresh and dry wood. Comes with blade cover.

Order PNC	RRP ex VAT	RRP inc VAT
967 23 65-01		

## CURVED PRUNING SAW 300CU



Total length of 40cm. The rigid, curved saw blade with impulse-hardened precision tothing means you receive particularly high sawing performance, quiet running, effort-saving sawing and a very long lifetime. The particularly smooth pulling cut is ideal for fresh and dry wood. Comes with blade cover.

Order PNC	RRP ex VAT	RRP inc VAT
967 23 66-01		





# PROFESSIONAL ARBORIST ACCESSORIES

## THROW WEIGHT



Constructed from 100% 1000 denier Cordura fabric. Abrasion resistant. Improved durability with high tensile strength.

Item	Order PNC	RRP ex VAT	RRP inc VAT
14 oz / 397 g	596 93 58-11		
12 oz / 340 g	596 93 58-12		
10 oz / 284 g	596 93 58-13		
8 oz / 227 g	596 93 58-14		

## CARABINERS



Double locking twist lock gate. Key lock gate nose limits snagging of rope and clothing. Constructed from hot forged 707 aluminium.

Item	Order PNC	RRP ex VAT	RRP inc VAT
Oval	596 93 62-11		
D'	596 93 62-12		
HMS	596 93 62-13		

## FOLDING THROWLINE CUBE



Large 40cm / 16" cube construction. Easily folds down to 20cm / 8" x 40cm / 16" triangle. 2 Interior pockets keeps throw weights separate.

Order PNC	RRP ex VAT	RRP inc VAT
596 93 60-11		

## THROWLINE



55 m / 180' Throwline, 1.75mm diameter. 254kg / 560 lb. Tensile strength. Dyneema® construction. Low Stretch. Urethane coating for abrasion resistance. Hi-Vis orange.

Order PNC	RRP ex VAT	RRP inc VAT
596 93 59-11		

## ROPE BAG



28L capacity bag holds up to 76m / 250' of 12.7mm / 1/2" diameter rope. Cinch top closure. External daisy chains. External gear storage. Covered top handles for added comfort.

Order PNC	RRP ex VAT	RRP inc VAT
596 93 63-11		

## CHAINSAW STROP



To be used together with a chainsaw hook for connecting the chainsaw to a climbing harness. Elastic design. Measures 0.5m when relaxed and 1.25m fully stretched out.

Order PNC	RRP ex VAT	RRP inc VAT
577 43 80-01		

## CHAINSAW HOOK



For easy connection of a chainsaw to a harness. Robust connection. Optimised for T525 / T540 XP® / T536Li XP® / T535i XP® / T540i XP®.

Order PNC	RRP ex VAT	RRP inc VAT
580 80 03-01		

## CHAINSAW EYELET



For arborists who use a rear handle chainsaw. Offers a safe way to connect the chainsaw to the chainsaw strop. Has an overload release.

Order PNC	RRP ex VAT	RRP inc VAT
578 07 71-01		



## CLIMBING HARNESS NEW



The Husqvarna climbing harness delivers the comfort and versatility you need when working long, demanding days in the trees. Soft back padding and adjustable leg loops increase your comfort and mobility while reducing physical strain. A double bridge and durable multi-layered webbing increase your safety. The multiple settings adapt to different working methods and climbing styles, while the many options for attaching accessories allows you to always bring the right tool for the job.

Order PNC	RRP ex VAT	RRP inc VAT
534 09 86-01		

## CLIMBING ROPE, 11.5MM NEW



Ideal for both experienced tree professionals and beginners, the Husqvarna climbing rope is designed to increase your work safety. This climbing rope maintains a consistent diameter while climbing for superior grip and less hand fatigue. Fully certified and with an approved splice at one end, it offers an excellent balance between softness and stiffness and is ideal for use with double rope techniques and hitch cords. Diameter 11.5mm.

Length	Order PNC	RRP ex VAT	RRP inc VAT
Orange, 45m	534 09 87-01		
Blue, 45m	534 09 87-11		
Orange, 60m	534 09 87-02		
Blue, 60m	534 09 87-12		

## CLIMBING ROPE, 11.8MM NEW



Designed to increase your work safety, this Husqvarna climbing rope is ideal for both experienced tree professionals and beginners. Fully certified and ready to go, this versatile climbing rope can be used for single and double rope techniques with different mechanical hardware for a smooth ascent or descent. It features an approved splice at one end and offers an excellent balance between softness and stiffness. Diameter 11.8mm.

Length	Order PNC	RRP ex VAT	RRP inc VAT
Orange, 45m	534 09 88-01		
Blue, 45m	534 09 88-11		
Orange, 60m	534 09 88-02		
Blue, 60m	534 09 88-12		

## RIGGING ROPE, 14MM NEW



Easy to handle and highly abrasion resistant, this Husqvarna rigging rope is ideal for both experienced tree professionals and beginners. The rigging rope is fully certified and features a high breaking strength. It is made from 32 strand 100% polyester, which makes it easy to handle, knot and splice. It features an approved splice at one end. Diameter 14mm.

Length	Order PNC	RRP ex VAT	RRP inc VAT
60m	534 09 89-01		



## PROFESSIONAL ARBORIST ACCESSORIES

### WORK POSITIONING LANYARD

NEW



When working high up in the trees, you need safety equipment you can really trust. The Husqvarna work positioning lanyard is strong and versatile. Fully certified and ready to use for different jobs and working methods. Designed to be lightweight and easily adjusted with one hand. The steel thimble loop allows it to be used as an additional climbing line or anchor point. It's also low friction and abrasion resistant.

Diameter 11.5mm.

Length	Order PNC	RRP ex VAT	RRP inc VAT
4m	534 09 98-01		
5m	534 09 98-02		

### ADJUSTABLE FRICTION SAVER

NEW



With the right equipment, even the most demanding days in the trees will pass more safely and smoothly. This Husqvarna friction saver comes ready to use and provides an effective barrier between the climbing rope and the tree – reducing damage to both. It is easy to use, easy to adjust and easy to remove, thanks to the smart, integrated design. Ideal for experienced tree professionals and beginners alike. Fully certified by CE and ANSI.

Diameter 12mm.

Length	Order PNC	RRP ex VAT	RRP inc VAT
2m	534 09 92-01		

### EYE TO EYE PRUSIK, 8MM

NEW



A high-quality piece of safety equipment, the Husqvarna prusik is ideal for experienced tree professionals and beginners alike. The Husqvarna prusik is made from a polyester and aramid fibre mix, which makes it highly resistant to abrasions and heat while offering excellent grip.

Diameter 8mm.

Length	Order PNC	RRP ex VAT	RRP inc VAT
76cm	534 09 99-01		
85cm	534 09 99-02		

### MULTI SLING

NEW



Versatility is key to a successful working day high up in the trees. The multi-purpose Husqvarna sling is fully certified and ready to use in a number of ways. The Husqvarna sling can be used as an anchor sling or as a hitch cord, thanks to the eye to eye splice. It can even work as a friction saver due to the integrated lightweight ring.

Diameter 10mm.

Length	Order PNC	RRP ex VAT	RRP inc VAT
1.3m	534 09 97-01		

### ANTI-SHOCK CHAINSAW LANYARD

NEW



With this anti-shock chainsaw lanyard, Husqvarna has taken safety for tree professionals to the next level. If the chainsaw falls and gets stuck in falling branches, the chainsaw lanyard tears open to reduce the impact force of the falling chainsaw and prevent injury. Pre-treated elastic webbing provides high abrasion resistance, while an integrated ring provides an extra attachment point for the chainsaw. Ideal for both experienced tree professionals and beginners.

Order PNC	RRP ex VAT	RRP inc VAT
534 10 08 01		

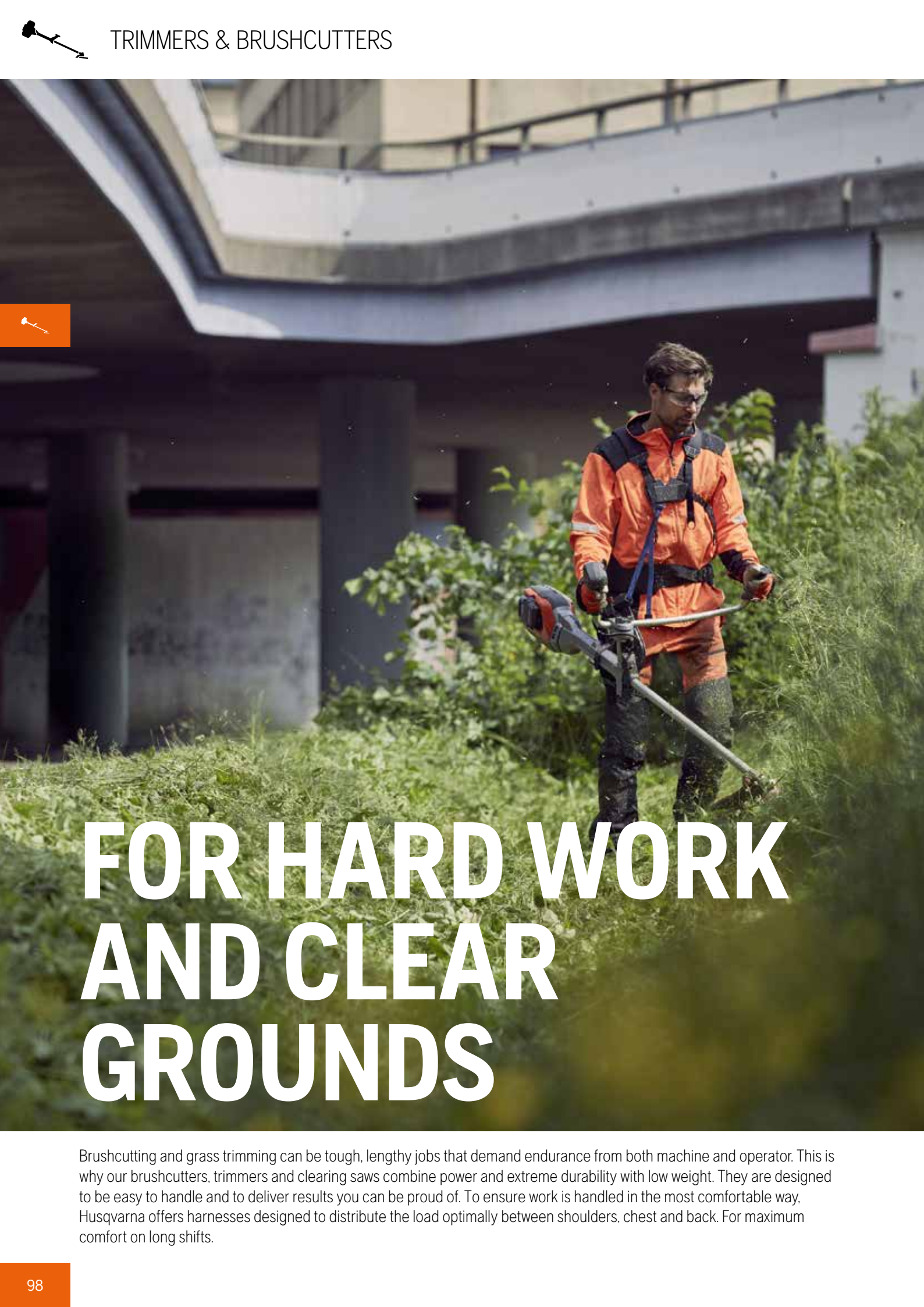
### GEAR BAG 70L

NEW



This versatile Husqvarna gear bag can also be used as a travel bag or rigging bag. The smart, user-friendly design includes a side opening, carry handles at the top and sides, daisy chains inside and out plus lots of pockets for storing and organizing your essentials – including an easy to find first aid pocket. Well-padded, well-balanced shoulder straps and moulded back padding provide comfort, while durable, water resistant fabric and a reinforced bottom provide protection.

Order PNC	RRP ex VAT	RRP inc VAT
534 10 18-01		




# FOR HARD WORK AND CLEAR GROUNDS

Brushcutting and grass trimming can be tough, lengthy jobs that demand endurance from both machine and operator. This is why our brushcutters, trimmers and clearing saws combine power and extreme durability with low weight. They are designed to be easy to handle and to deliver results you can be proud of. To ensure work is handled in the most comfortable way, Husqvarna offers harnesses designed to distribute the load optimally between shoulders, chest and back. For maximum comfort on long shifts.



# WHAT YOU GET AND HOW WE DO IT



## RAW POWER

The X-Torq® technology reduces harmful exhaust emissions and increases fuel efficiency, making work more comfortable and more economical.\*



## EASY TO START, EASY TO WORK WITH

For both petrol and battery-powered products a quick, easy start is imperative and we've made sure to develop technology to meet these demands. Just push a button or pull a cord: it's as easy as it should be.



## ROBUST DESIGN

Our professional range of trimmers, brushcutters and forestry clearing saws are powerful, industrious machines, designed for many years of demanding operation.



husqvarna.com/grass-trimmers

## BALANCED DESIGN

The handles are designed to be adjustable and vibration-dampened. High handle bars also make working on slopes more efficient.



husqvarna.com/brushcutters

## LONG OPERATING

Low Vib® – engines are equipped with very effective anti-vibration dampeners that absorb vibrations, sparing your arms and hands to let you work more comfortably during long shifts.



\* Compared with equivalent models without this feature.



# HIGH-END RESULTS, WHATEVER YOUR NEEDS



Thanks to the Tap-n-Go™ head, the trimmer line is fed automatically when the head is bumped onto the ground

Adjustable handle for optimal comfort

The intuitive key pad makes the battery trimmers very easy to operate

The Li-ion battery provides long lasting power and top class performance

The handle is vibration-dampened and adjustable for comfortable operation

The well-balanced design means easy and convenient work

Commercial grade air filter gives long operating time and trouble free use

The cutting attachment combi guard can be used with either a grass blade or a trimmer head, allowing you to quickly switch between different work tasks

The powerful and easy to start engine enables high productivity



## OPTIMISED CUTTING EQUIPMENT FOR OPTIMAL RESULTS

Grass trimming or brushcutting becomes so much more rewarding when you fit the proper cutting equipment to your Husqvarna product. Husqvarna offers a wide range of proven trimmer lines, grass blades and grass knives with original equipment quality, optimised for your specific machine. For further guidance see pages 124–129 or consult your nearest Authorised Husqvarna dealer.

Find out more at [www.husqvarna.com/uk](http://www.husqvarna.com/uk)



## OCCASIONAL USE 100 SERIES



### TRIMMERS FOR DOMESTIC GARDEN MAINTENANCE AND OVERGROWN AREAS

Powerful and reliable trimmers, the perfect choice for giving lawn edges a great finishing touch, as well as trimming grass in those hard to reach places. All easy to handle and designed to help get the job done effortlessly.

## PART-TIME USE 100 - 300 SERIES



### BRUSHCUTTERS AND TRIMMERS FOR MORE DEMANDING JOBS

Designed for demanding domestic and landowner use. Perfect for farm and estate maintenance. 135R is perfect for large areas, supplied with a grass blade. 325iL battery trimmer is perfect for domestic maintenance in noise sensitive areas.

## FULL-TIME USE 500 SERIES



### BRUSHCUTTERS FOR FULL TIME PROFESSIONAL USE

High performance petrol and battery brushcutters designed for full-time professional use in demanding conditions. A choice of both loop and bullhorn handles to suit a range of different applications.



### ! STARTING AS EASY AS IT GETS

The Husqvarna 500 series of trimmers and brushcutters are equipped with intuitive controls for purge and choke. SmartStart® minimises the effort to pull the starter cord, and the stop switch automatically returns to the "ON" position. This makes the starting procedure virtually fail-safe.






















### HIGH HANDLEBAR

High handlebar gives increased legroom when working on slopes, which makes operation more efficient.



# PRODUCT USE GUIDE

Use this guide to help you select the best product for your needs.










TYPE OF USE	MODEL	POWER SOURCE	DISPLACEMENT (CM <sup>3</sup> ) / VOLTAGE	WEIGHT	HANDLE TYPE			
						GRASS BLADE (SUPPLIED)	GRASS	
 <p><b>OCCASIONAL USE</b> (DOMESTIC / HOMEOWNER)</p>	110iL		36V Li-ion	3.2kg	Loop		●	
	215iL		36V Li-ion	3.1kg	Loop		●	
	122C	Petrol	217cm <sup>3</sup>	4.4kg	Loop		●	
	129C	Petrol	276cm <sup>3</sup>	4.5kg	Loop		●	
	129RJ	Petrol	276cm <sup>3</sup>	4.8kg	J handle	●	●	
	129LK - Combi	Petrol	276cm <sup>3</sup>	4.7kg	Loop		●	
	129R	Petrol	276cm <sup>3</sup>	5.4kg	Bullhorn	●	●	
 <p><b>PART-TIME USE</b> (FARMER / LANDOWNER)</p>	135R	Petrol	34.6cm <sup>3</sup>	6.8kg	Bullhorn	●	●	
	325iLK - Combi		36V Li-ion	3.8kg*	Loop		●	
	325iL		36V Li-ion	3.0kg*	Loop		●	
	325iR		36V Li-ion	3.1kg*	Bullhorn	●	●	
	325iRj		36V Li-ion	3.8kg*	J handle	●	●	
 <p><b>FULL-TIME USE</b> (PROFESSIONAL)</p>	520iLX		36V Li-ion	3.0kg*	Loop		●	
	520iRX		36V Li-ion	3.8kg*	Loop	●	●	
	525RJX	Petrol	25.4cm <sup>3</sup>	4.3kg	J handle	●	●	
	525LK - Combi	Petrol	25.4cm <sup>3</sup>	4.5kg	Loop		●	
	525RX II	Petrol	25.4cm <sup>3</sup>	5.5kg	Bullhorn	●	●	
	525RXT II	Petrol	25.4cm <sup>3</sup>	5.8kg	Bullhorn	●	●	
	525iLK - Combi		36V Li-ion	3.3kg*	Loop		●	
	525iLXT		36V Li-ion	3.1kg*	Loop		●	
	525iRXT		36V Li-ion	4.2kg*	Bullhorn		●	
	535LK - Combi	Petrol	34.6cm <sup>3</sup>	5.8kg	Loop		●	
	535RXT	Petrol	34.6cm <sup>3</sup>	6.7kg	Bullhorn	●	○	
	535iRX		36V Li-ion	4.9kg*	Bullhorn	●	●	
	535iRXT		36V Li-ion	4.9kg*	Bullhorn	●	●	
	535iFR		36V Li-ion	4.5kg*	Bullhorn	● ***	●	
	543RS	Petrol	40.1cm <sup>3</sup>	7.4kg	Bullhorn	●		
	545RX	Petrol	45.7cm <sup>3</sup>	8.9kg	Bullhorn	●		
	545RXT	Petrol	45.7cm <sup>3</sup>	8.7kg	Bullhorn	●		
555RXT	Petrol	53.3cm <sup>3</sup>	9.2kg	Bullhorn	●			
553RBX	Petrol	50.7cm <sup>3</sup>	12.1kg	Loop	●			

The product selector is only to be used as a guide. Please visit your local Authorised Husqvarna dealer for more information.

\*Excludes battery    \*\*Requires saw blade    \*\*\* Supplied with saw blade    ● Optimised solution (guideline only)    ○ Capable solution but not optimal (guideline only)





TRIMMING AND BRUSHCUTTING					MULTI-TOOL ATTACHMENTS					PAGE
										
	LIGHT VEGETATION	MEDIUM VEGETATION	HEAVY VEGETATION	BRUSHWOOD / SMALL TREES	HEDGES	PRUNING	HARD SURFACES	LEAVES	SOIL	
										104
										106
										104
	○									105
	●									105
	●				●	●	●	●	●	120
	●									105
	●	●								106
	●	○			●	●	●	●	●	120
	●	●								107
	●	●								107
	●	●								107
	●	○								108
	●	○								108
	●	○								109
	●	○			●	●	●	●	●	121
	●	○								109
	●	○								109
	●	○			●	●	●	●	●	121
	●	○								108
	●	○								109
	●	●	○		●	●	●	●	●	121
	●	●	○							110
	●	●	○							110
	●	●	○							110
	●	●	○	●						111
	○	●	●							112
	○	●	●	●**						112
	○	●	●	●**						112
		○	●	●**						113
		●	●							113





## OCCASIONAL USE




Low weight grass trimmers designed for domestic use. The products are designed to be user friendly with features including Smart Start® and auto-return stop switch for maximum ease of use on the petrol products. For ultimate ease of use select the battery powered version which offers no direct emissions, low noise and low weight.

### Ideal for applications including:

- Domestic garden maintenance
- Trimming lawn edges and around obstacles
- Mowing overgrown areas - grass blade products

### 110iL



Light, convenient and easy to use high efficiency battery trimmer for homeowner use. Ideal for trimming lawn edges.

- Intuitive keypad
- Edging mode
- Automatic shut down
- Automatic line feed
- Adjustable front handle
- Kit includes B70 and C80

Voltage	Motor type	Vibration levels F/R	Weight
36V Li-ion	Brushed motor	1.36 / 1.05m/s <sup>2</sup>	3.3kg (excl. battery)
Model	Order PNC	RRP ex VAT	RRP inc VAT
110iL Unit Only	970 53 12-01		
110iL Kit	970 53 12-04		

### 122C



Lightweight curved shaft trimmer, ideal for homeowner use. Easy to start.

- Low noise engine
- Auto-return stop switch
- Smart Start®
- R25 Tap'n'Go head

Displacement	Power output	Vibration levels F/R	Weight
21.7cm <sup>3</sup>	0.6kW / 0.8hp	5.0 / 3.6m/s <sup>2</sup>	4.4kg
Model	Order PNC	RRP ex VAT	RRP inc VAT
122C	966 77 97-01		



**129C**



Powerful curved shaft trimmer, ideal for homeowner use. Easy to start and use.

- Smart Start®
- Curved shaft
- Auto-return stop switch
- R25 Tap'n'Go head

Displacement	Power output	Vibration levels F/R	Weight
27.6cm <sup>3</sup>	0.85kW / 1.1hp	3.7 / 3.6m/s <sup>2</sup>	4.5kg
Model	Order PNC	RRP ex VAT	RRP inc VAT
129C	967 19 32-02		

**129RJ**



Loop handle brushcutter for homeowner use, ideal for tackling overgrown areas.

- Smart Start®
- Straight shaft
- R25 Tap'n'Go head
- Auto-return stop switch
- Single harness
- Grass Blade

Displacement	Power output	Vibration levels F/R	Weight
27.6cm <sup>3</sup>	0.85kW / 1.1hp	4.2 / 4.2m/s <sup>2</sup>	4.8kg
Model	Order PNC	RRP ex VAT	RRP inc VAT
129RJ	967 19 34-02		

**129R**



Bullhorn brushcutter for homeowner use, ideal for tackling overgrown areas.

- Smart Start®
- Straight shaft
- R25 Tap'n'Go head
- Auto-return stop switch
- Double harness
- Grass Blade

Displacement	Power output	Vibration levels F/R	Weight
27.6cm <sup>3</sup>	0.85kW / 1.1hp	4.2 / 4.2m/s <sup>2</sup>	5.4kg
Model	Order PNC	RRP ex VAT	RRP inc VAT
129R	967 19 33-05		

**REPLACEMENT CUTTING EQUIPMENT**

Model	110iL	122C / 129C	129RJ / 129R
Head	A15B	R25 (3/8R)	R25 (M10L)
PNC	534 16 26-01	534 16 18-01	534 16 18-02
Recommended line size			
Line Diameter	1.5mm	2.0 - 2.4mm	2.0 - 2.4mm
Grass Blade	N/A	N/A	Grass 255-4
PNC	N/A	N/A	578 44 37-01
Guard type	N/A	Line guard	Combi guard
PNC	N/A	580 44 66-10	580 44 66-06
Support Cup	N/A	N/A	Support cup
PNC	N/A	N/A	503 80 01-01



**H-TEAM RECOMMEND**

Husqvarna protective glasses. Page 310



**HUSQVARNA RECOMMEND**

Husqvarna Whisper Twist trimmer line reduces noise levels by up to -8dBA





## PART-TIME USE



Machines designed for demanding domestic and landowner use. Choose the 315iC for lighter applications and for use in noise sensitive areas, ideal for demanding domestic use. For more heavy duty medium density applications or when used for longer periods select the 135R which is supplied with ergonomic harness and grass blade. Products are supplied with a highly efficient line head.

### Ideal for applications including:

- **Property maintenance**
- **Overgrown areas**
- **Mowing larger areas (135R)**
- **Noise sensitive areas (battery)**

## 135R




Versatile, powerful bullhorn brushcutter, perfect for demanding domestic and landowner use.

- X-Torq®
- Double harness
- Grass Blade
- Auto-return stop switch
- T35 Tap'n'Go head

Displacement	Power output	Vibration levels F/R	Weight
34.6cm <sup>3</sup>	1.4kW / 1.9hp	2.9 / 2.5m/s <sup>2</sup>	6.8kg
Model	Order PNC	RRP ex VAT	RRP inc VAT
135R	966 60 48-02		

## 215iL

UPDATED



Powerful battery trimmer, ideal for quick and easy trimming of lawn edges and tall grass in larger gardens.

- Intuitive keypad with savE™
- Adjustable handle
- Kit 1 includes B70 and C80
- Telescopic shaft
- Automatic shut down
- Kit 2 includes B140 and C80

Voltage	Motor type	Vibration levels F/R	Weight
36V Li-ion	Brushless motor	4.5 / 2.7m/s <sup>2</sup>	3.1kg (excl. battery)
Model	Order PNC	RRP ex VAT	RRP inc VAT
215iL Unit Only	970 53 60-01		
215iL Kit 1	970 53 60-07		
215iL Kit 2	970 53 60-03		



## 325iL NEW Li-ion 36V



The pro-grade quality and performance of this battery trimmer effectively tackle thick grass in any weather. Its brushless E-torq motor has active cooling for maximum efficiency and is rear-mounted for optimal balance and motor protection.

- User Friendly Digital User Interface
- 3-Speed Mode
- Weatherproof (IPX4)
- Brushless E-TORQ Motor
- Tap 'n' Go
- Optimised Shaft & Gear

Voltage	Motor type	Vibration levels F/R	Weight
36V Li-Ion	BLDC (brushless) Motor	TBC	3kg (excl. battery)
Model	Order PNC	RRP ex VAT	RRP inc VAT
325iL	970 56 68-01		

## 325iR NEW Li-ion 36V



The pro-grade quality and performance of this battery brushcutter effectively tackle thick grass and light brush in any weather. Its brushless E-torq motor has active cooling for maximum efficiency and is rear-mounted for optimal balance and motor protection.

- User Friendly Digital User Interface
- 3-Speed Mode
- Weatherproof (IPX4)
- Brushless E-TORQ Motor
- Tap 'n' Go
- Optimised Shaft & Gear

Voltage	Motor type	Vibration levels F/R	Weight
36V Li-Ion	BLDC (brushless) Motor	TBC	3.5kg (excl. battery)
Model	Order PNC	RRP ex VAT	RRP inc VAT
325iR	970 56 69-01		

## 325iRj NEW Li-ion 36V



The pro-grade quality and performance of this battery brushcutter effectively tackle thick grass and light brush in any weather. Its brushless E-torq motor has active cooling for maximum efficiency and is rear-mounted for optimal balance and motor protection.

- User Friendly Digital User Interface
- 3-Speed Mode
- Weatherproof (IPX4)
- Brushless E-TORQ Motor
- Tap 'n' Go
- Optimised Shaft & Gear

Voltage	Motor type	Vibration levels F/R	Weight
36V Li-Ion	BLDC (brushless) Motor	TBC	3.1kg (excl. battery)
Model	Order PNC	RRP ex VAT	RRP inc VAT
325iRj	970 56 70-01		

### REPLACEMENT CUTTING EQUIPMENT

Model	135R	215iL
Head	T35 M12	R25B
PNC	578 44 64-01	534 16 20-01
Recommended line size		
Line Diameter	2.4 - 2.7mm	2.0mm
Grass Blade	Multi 300-3	N/A
PNC	578 44 45-01	N/A
Guard type	Combi guard	N/A
PNC	537 33 16-01	N/A
Support Cup	Support cup M12	N/A
PNC	503 89 01-02	N/A

### REPLACEMENT CUTTING EQUIPMENT

Model	325iL	325iR	325iRj
Head	T35 (M10L)	T35 (M10L)	T35 (M10L)
PNC	578 44 63-01	578 44 63-01	578 44 63-01
Recommended line size			
Line Diameter	2.0 - 2.4mm	2.0 - 2.4mm	2.0 - 2.4mm
Grass Blade	N/A	255-3	255-3
PNC	N/A	578 44 49-01	578 44 49-01
Guard type	Line guard	Combi guard	Combi guard
PNC	597 01 62-01	536 17 43-01	536 17 43-01
Support Cup	N/A	Support cup	Support cup
PNC	N/A	503 89 01-01	503 89 01-01

### H-TEAM RECOMMEND

Protect what's important.  
Husqvarna gardener hearing protection. Page 310



### HUSQVARNA RECOMMEND

Opti Quadra and Opti Penta trimmer lines for a heavier duty line. Page 126





## FULL-TIME USE




High performance petrol and battery brushcutters designed for full-time professional use in light to medium density applications. A choice of both loop and bullhorn handles to suit a range of different applications. Bullhorn machines feature high offset post and ergonomic harness for optimum working position which maximises user comfort and productivity, ideal when working for long periods. Products are supplied with a highly efficient line head and grass blade.

### Ideal for applications including:

- **Landscape maintenance**
- **Verges and pathways**
- **Parks and public spaces**
- **Overgrown areas**
- **Noise sensitive areas (battery)**

### 520iLX




Professional use battery loop handle trimmer with 2-way rotation trimmer head.

- Brushless motor
- Two way head rotation
- Blade capable
- Keypad with savE™
- T25B Tap'n'Go head
- Weatherproof (IPX4)

Voltage	Motor type	Vibration levels F/R	Weight
36V Li-ion	BLDC Brushless	1.2 / 0.7m/s <sup>2</sup>	3.0kg (excl. battery)
Model	Order PNC	RRP ex VAT	RRP inc VAT
520iLX Unit only	967 91 61-13		
J-Handle Kit	587 37 50-01		

### 520iRX



Professional use battery bullhorn trimmer with 2-way rotation trimmer head. Supplied with grass blade.

- Brushless motor
- Two way head rotation
- T25B head & grass blade
- Keypad with savE™
- Balance 35B harness
- Weatherproof (IPX4)

Voltage	Motor type	Vibration levels F/R	Weight
36V Li-ion	BLDC Brushless	1.2 / 0.7m/s <sup>2</sup>	3.8kg (excl. battery)
Model	Order PNC	RRP ex VAT	RRP inc VAT
520iRX Unit only	967 91 62-03		

### 525iLXT

**NEW**



Robust, high-performance professional battery grass trimmer. Well-balanced, lightweight and power equivalent to a 25cc petrol machine.

- Low Vib®
- 3-Speed Mode
- Weatherproof (IPX4)
- ActiveCool
- ErgoFeed™ trimmer function
- Optimised Shaft & Gear

Voltage	Motor type	Vibration levels F/R	Weight
36V Li-ion	BLDC Brushless	TBC	3.1kg (excl. battery)
Model	Order PNC	RRP ex VAT	RRP inc VAT
525iLXT Unit only	970 55 15-01		



## 525iRXT NEW Li-ion 36V



Robust, high-performance professional battery brushcutter. Lightweight, well-balanced and power equivalent to a 25cc petrol machine.

- Low Vib®
- 3-Speed Mode
- Weatherproof (IPX4)
- ActiveCool
- ErgoFeed™ trimmer function
- Optimised Shaft & Gear

Voltage	Motor type	Vibration levels F/R	Weight
36V Li-Ion	BLDC Brushless	TBC	3.2kg (excl. battery)
Model	Order PNC	RRP ex VAT	RRP inc VAT

525iRXT Unit only    970 55 14-01

## REPLACEMENT CUTTING EQUIPMENT

Model	520iLX / iRX	525iLXT / iRXT	525RJX / RX II / RXT II
Head	T25B M10	T35 M10	T35 M10
PNC	579 29 40-03	578 44 63-01	578 44 63-01
Recommended line size			
Line Diameter	2.0 - 2.4mm	2.4 - 2.7mm	2.4 - 2.7mm
Grass Blade	Multi 255-3	Grass 255-4	Grass 255-4
PNC	578 44 49-01	578 44 37-01	578 44 37-01
Guard type	Combi guard	Combi guard	Combi guard
PNC	577 01 83-03	588 11 79-01	588 11 79-01
Support Cup	Support cup	Support cup	Support cup
PNC	503 89 01-01	503 89 01-01	503 89 01-01
J- Handle Kit*	520iLX	N/A	N/A
PNC	587 37 50-01	N/A	N/A

\*Required when using grass blade.



## 525RJX



J-Handle brushcutter designed for intensive professional use in lighter applications. Lowest vibrations in class.

- X-Torq®
- Single harness
- Grass blade
- Smart Start®
- T35 Tap'n'Go head

Displacement	Power output	Vibration levels F/R	Weight
25.4cm <sup>3</sup>	1.0kW / 1.3hp	2.1 / 1.9m/s <sup>2</sup>	4.3kg
Model	Order PNC	RRP ex VAT	RRP inc VAT

525RJX    966 77 71-01

## 525RXT II UPDATED



Powerful, lightweight petrol brushcutter for professional use. Equipped with a large fuel tank for extended runtime. This robust, well-balanced brushcutter is designed for frequent trimming work.

- Low Vib®
- X-Torq®
- Adjustable handle
- Auto-return stop switch
- Tap 'n' Go
- Weatherproof (IPX4)

Displacement	Power output	Vibration levels F/R	Weight
25.4cm <sup>3</sup>	1.0kW / 1.3hp	2.0 / 2.5m/s <sup>2</sup>	5.8kg
Model	Order PNC	RRP ex VAT	RRP inc VAT

525RXT II    970 44 67-01

## 525RX II UPDATED



Powerful, lightweight petrol brushcutter for professional use. Equipped with a large fuel tank for extended runtime. This robust, well-balanced brushcutter is designed for frequent trimming work.

- Auto-return stop switch
- Tap 'n' Go
- Weatherproof (IPX4)
- X-Torq®
- Adjustable handle

Displacement	Power output	Vibration levels F/R	Weight
25.4cm <sup>3</sup>	1.0kW / 1.3hp	2.8 / 2.7m/s <sup>2</sup>	5.5kg
Model	Order PNC	RRP ex VAT	RRP inc VAT

525RX II    970 44 66-01

## HUSQVARNA RECOMMEND

Opti Quadra and Opti Penta trimmer lines for a heavier duty line. Page 126





## FULL-TIME USE



High performance battery brushcutters designed for full-time professional use in light to medium density applications. Bullhorn machines with high offset post and ergonomic harness for optimum working position which maximises user comfort and productivity, ideal when working for long periods. Products are supplied with a highly efficient line head and grass blade.

### Ideal for applications including:

- **Landscape maintenance**
- **Verges and pathways**
- **Parks and public spaces**
- **Overgrown areas**
- **Noise sensitive areas**

## 535iRXT



High-performance battery bull horn brushcutter designed for professional use in medium applications. 35cm<sup>3</sup> petrol equivalent performance.

- Fleet Services™ ready
- ErgoFeed auto line feed
- Low Vib®
- Weatherproof (IPX4)
- Balance XB™ Harness
- 45cm cutting swath

## 535RXT



High performance mid-range bullhorn brushcutter for intensive professional use in medium applications.

- X-Torq®
- Smart Start®
- T35 Tap'n'Go head
- Low Vib®
- Balance X™ harness
- Grass blade

Displacement	Power output	Vibration levels F/R	Weight
34.6cm <sup>3</sup>	1.6kW / 2.2hp	2.4 / 3.1m/s <sup>2</sup>	6.7kg
Model	Order PNC	RRP ex VAT	RRP inc VAT
535RXT	966 62 89-02		

## 535iRX



High-performance battery bull horn brushcutter designed for professional use in medium applications. 35cm<sup>3</sup> petrol equivalent performance.

- Low Vib®
- Balance 55 harness
- Weatherproof (IPX4)
- Intuitive keypad
- 45cm cutting swath

Voltage	Motor type	Vibration levels F/R	Weight
36V Li-ion	BLDC Brushless	1.3 / 1.4m/s <sup>2</sup>	4.9kg (excl. battery)
Model	Order PNC	RRP ex VAT	RRP inc VAT
535iRX Unit only	967 85 06-05		





**Li-ion 36V**



Intuitive key pad is equipped with power button, LED battery status indicator as well as 3 speed mode for the E-TORQ™ motor. ErgoFeed™ button is positioned close to the thumb for convenience.



ErgoFeed™ function feeds trimmer line with a simple push of a button. Reducing risk of unintentional feed, minimising trimmer line consumption. Trimmer head is designed with minimum moving parts for robustness and durability.

Voltage	Motor Type	Vibration Levels F/R	Weight
36V Li-ion	BLDC Brushless	1.2 / 1.4m/s <sup>2</sup>	4.9kg (excl. battery)
Model	Order PNC	RRP Ex VAT	RRP Inc VAT
535iRXT Unit only	967 85 06-07		

## REPLACEMENT CUTTING EQUIPMENT

Model	535iRX	535iRX / 535iRXT
Head	T35 M12	E35B ErgoFeed™
PNC	578 44 64-01	594 72 70-01

### Recommended line size

Line Diameter	2.4 - 2.7mm	2.4 - 2.7mm
---------------	-------------	-------------

Grass Blade	Multi 300-3	Multi 300-3
PNC	578 44 45-01	578 44 45-01

Guard type	Combi guard	Combi guard
PNC	590 88 01-01	590 88 01-01

Support Cup	Support cup M12	Support cup M12
PNC	503 89 01-02	503 89 01-02

Model	535iFR
Saw Blade	
PNC	597 46 82-01

Grass Blade	Multi 300-3
PNC	578 44 45-01

Trimmer Head	T35 M12
PNC	578 44 64-01

Support Cup	Support cup M12
PNC	503 89 01-02

## 535iFR

**Li-ion 36V**



High-performance battery clearing saw designed for lighter forestry clearing applications. 35cm<sup>3</sup> petrol equivalent performance.

- Fleet Services™ ready
- Saw & grass blades
- 45cm cutting swath
- Intuitive keypad
- Balance 55 harness
- Weatherproof (IPX4)

Voltage	Motor type	Vibration levels F/R	Weight
36V Li-ion	BLDC Brushless	1.4 / 1.7m/s <sup>2</sup>	4.5kg (excl. battery)
Model	Order PNC	RRP ex VAT	RRP inc VAT
535iFR Unit only	967 85 05-04		

## HUSQVARNA RECOMMEND

Technical Brushcutter and Trimmer clothing.  
Page 302





## FULL-TIME USE



High performance petrol brushcutters designed for full-time professional use in heavy density applications. Machines feature high offset post and ergonomic harness for optimum working position which maximises user comfort and productivity, ideal when working for long periods. Products are supplied with a highly efficient line head and grass blade. Selected machines with the addition of a saw blade can be used for brushwood and forestry applications.

### Ideal for applications including:

- **Landscape maintenance**
- **Highways and pathways**
- **Parks and public spaces**
- **Overgrown areas**
- **Forestry clearing**

### 543RS



Heavy duty bullhorn brushcutter designed for intensive landscaper and landowner use.

- X-Torq®
- T35 Tap'n'Go head
- Double harness
- Grass blade

Displacement	Power output	Vibration levels F/R	Weight
40.1cm <sup>3</sup>	1.5kW / 2.0hp	3.5 / 3.0m/s <sup>2</sup>	7.4kg
Model	Order PNC	RRP ex VAT	RRP inc VAT
543RS	966 77 99-01		

### 545RX



High performance professional brushcutter designed for heavy duty applications. Can be used as a forestry clearing saw.

- X-Torq®
- Smart Start®
- T45X Tap'n'Go head
- Low Vib®
- Balance X™ harness
- Grass blade

Displacement	Power output	Vibration levels F/R	Weight
45.7cm <sup>3</sup>	2.1kW / 2.8hp	3.2 / 2.9m/s <sup>2</sup>	8.9kg
Model	Order PNC	RRP ex VAT	RRP inc VAT
545RX	966 01 59-02		

### 545RXT AUTOTUNE™



High performance professional brushcutter with Autotune™ designed for heavy duty applications. Can be used as a forestry clearing saw.

- X-Torq®
- Autotune™ & chokeless start
- T45X Tap'n'Go head
- Low Vib®
- Balance XT™ harness
- Grass blade

Displacement	Power output	Vibration levels F/R	Weight
45.7cm <sup>3</sup>	2.1kW / 2.8hp	3.2 / 2.9m/s <sup>2</sup>	8.7kg
Model	Order PNC	RRP ex VAT	RRP inc VAT
545RXT	967 17 67-04		



## 555RXT



Our most powerful professional brushcutter designed for the most heavy duty applications. Can be used as a forestry clearing saw.

- X-Torq®
- Smart Start®
- T55X Tap'n'Go head
- Low Vib®
- Balance XT™ harness
- Grass blade

Displacement	Power output	Vibration levels F/R	Weight
53.3cm <sup>3</sup>	2.8kW / 3.75hp	1.5 / 1.6m/s <sup>2</sup>	9.2kg
Model	Order PNC	RRP ex VAT	RRP inc VAT
555RXT	966 62 90-04		

## 553RBX



Powerful professional backpack brushcutter designed for heavy duty applications in demanding work environments.

- X-Torq®
- T45X Tap'n'Go head
- Backpack harness
- Grass blade

Displacement	Power output	Vibration levels F/R	Weight
50.6cm <sup>3</sup>	2.3kW / 3.1hp	2.7 / 3.8m/s <sup>2</sup>	12.1kg
Model	Order PNC	RRP ex VAT	RRP inc VAT
553RBX	966 78 02-02		

## REPLACEMENT CUTTING EQUIPMENT

Model	543RS	545RX	545RXT
Head	T35 M12	T45X M12	T45X M12
PNC	578 44 64-01	578 44 68-01	578 44 68-01

Recommended line size			
Line Diameter	24 - 27mm	27 - 3.3mm	27 - 3.3mm

Grass Blade	Multi 275-4	Multi 300-3	Multi 300-3
PNC	578 44 47-01	578 44 45-01	578 44 45-01

Guard type	Combi guard	Combi guard	Combi guard
PNC	537 33 16-01	544 46 43-01	544 46 43-01

Support Cup	Support cup M12	Support cup M12	Support cup M12
PNC	503 89 01-02	502 15 70-02	502 15 70-02

Model	555RXT	553RBX
Head	T55X M12	T45X M12
PNC	578 44 70-01	578 44 68-01

Recommended line size		
Line Diameter	30 - 40mm	27 - 3.3mm

Grass Blade	Multi 350-3	Multi 275-4
PNC	578 44 44-01	578 44 47-01

Guard type	Line guard	Blade guard	Combi guard
PNC	544 10 74-02	502 46 49-01	537 33 16-01

Support Cup	Support cup M12	Support cup M12
PNC	502 15 70-02	503 89 01-02

## HUSQVARNA RECOMMEND

Technical Brushcutter and Trimmer clothing.  
Page 302





## HARNESSES



Ergonomically designed harnesses for optimised load distribution. Our harnesses effectively distribute the weight of the machine, for the best possible balance. This makes the machine feel lighter, easier to manoeuvre and less strenuous to operate.

### Ideal for applications including:

- **Brushcutters**
- **Pole products**
- **Battery products**

### BALANCE 35



Ergonomically designed harness that distributes the load optimally between your shoulders, chest and back. Designed for use with smaller brush cutters.

Order PNC	RRP ex VAT	RRP inc VAT
537 27 57-02		

### BALANCE 35B



Ergonomically designed harness specially developed for battery products. Distributes the weight of the machine optimally between your shoulders, chest and back.

Order PNC	RRP ex VAT	RRP inc VAT
537 27 57-05		

### + SMART ERGONOMIC SOLUTIONS (BALANCE XT™)



Flexible shoulder section and individual height adjustment.



Weight distribution from shoulders to hips.



Unisex setting for over and under the chest.



Shock-absorbing, travelling hip pad.



## BALANCE 55



Ergonomically designed harness that distributes the load optimally between your shoulders, chest and back. Designed for use with smaller brush cutters.

Order PNC	RRP ex VAT	RRP inc VAT
537 27 57-01		

## BALANCE X™ / XB™



Advanced harness with outstanding weight distribution between the shoulders, chest and back. Features floating hip pad with quick release. Designed for use with larger brush cutters.

Order PNC	RRP ex VAT	RRP inc VAT
578 44 97-01 (BALANCE X™)		
597 46 93-01 (BALANCE XB™)		

## BALANCE XT2

**NEW**



Designed for full-time brushcutting and forestry clearing work, providing maximum ergonomic comfort. The functional features and versatile design make it easy to adapt the harness to your preferred personal settings and different applications. Wide, padded shoulder straps and hip belt make the harness comfortable to wear. The pivoting shoulder section enables excellent weight distribution.

Order PNC	RRP ex VAT	RRP inc VAT
536 25 34-01		

## BALANCE FLEX




Designed for use with petrol pole products. The harness provides even load distribution over the shoulders. The machine support strap is spring assisted allowing floating load support and can be locked to a set length.

Order PNC	RRP ex VAT	RRP inc VAT
578 44 99-01		

	BALANCE 35	BALANCE 35B	BALANCE 55	BALANCE X™ / XB™	BALANCE XT2
Wide, ventilated back plate	●	●	●	●	●
Quick set adjustment points	●	●	●	●	●
Padded, ergonomics straps	●	●	●	●	●
Shock-absorbing hip pad	–	–	●	●	●
Flexible hip pad suspension	●	●	●	●	●
Wide, supporting hip belt	–	–	–	●	●
Quick release on hip pad	–	–	–	●	●
Grass and forest mode	–	–	–	●	●
Height adjustable back plate	–	–	–	–	●
Flexible shoulder section	–	–	–	–	●
Special setting for women	–	–	–	–	●

● = Available – = Not available

# TECHNICAL SPECIFICATIONS

TRIMMERS & BRUSHCUTTERS	122C	129C	129RJ	129R	135R	525RJX	525RX II	525RXT II	
<b>TECHNICAL SPECIFICATIONS</b>									
Cylinder displacement, cm <sup>3</sup>	21.7	27.6	27.6	27.6	34.6	25.4	25.4	25.4	
Power output, kW	0.6	0.85	0.85	0.85	1.4	1.0	1.34	1.34	
Fuel tank, litres	0.36	0.34	0.34	0.34	0.6	0.51	0.65	0.65	
Sound pressure level at operators ear, dB(A)*	88	93	94	94	98	94	94	96	
Sound power level guaranteed (LWA) dB(A)**	104	114	114	114	113	106	106	106	
Equivalent vibration level (ahv, eq) left/right handle, m/s <sup>2</sup> ***	5.0/3.6	3.7/3.6	4.2/4.2	4.2/4.2	2.9/2.5	—	2.8/2.7	2.0/2.5	
Equivalent vibration level (ahv, eq) front/rear handle, m/s <sup>2</sup> ***	5.0/3.6	3.64/3.59	4.21/4.23	4.61/4.23 5.89/4.6	—	2.1/1.9	—	—	
Weight (excl. cutting equipment), kg	4.4	4.5	4.8	5.4	6.8	4.3	5.5	5.8	
<b>FEATURES</b>									
Autotune™	—	—	—	—	—	—	—	—	
Auto-return stop switch	●	●	●	●	●	●	●	●	
Combi-guard	—	—	●	●	●	●	●	●	
Ergonomic handle	●	●	●	●	●	—	●	●	
Fuel pump	●	●	●	●	●	●	●	●	
Grass bevel gear	—	—	●	●	●	●	●	●	
High handlebar	—	—	—	—	—	—	●	●	
Low Vib®	—	—	—	—	—	—	—	●	
Smart Start®	●	●	●	●	—	●	●	●	
Soft grip handles	●	●	●	—	—	—	—	●	
Standalone starter	—	—	—	—	—	●	●	●	
Tap-n-Go trimmer head	●	●	●	●	●	●	●	●	
Tool-less adjustment harness hook eyelet	—	—	—	—	—	—	—	●	
Tool-less adjustment of handlebar	—	—	—	—	●	—	●	●	
X-Torq® engine	—	—	—	—	●	●	●	●	
7° offset handle bar	—	—	—	—	●	—	●	●	
<b>HARNESSES</b>									
Balance XT™	—	—	—	—	—	—	—	—	
Balance X™	—	—	—	—	—	—	—	—	
Balance 55	—	—	—	—	—	—	—	●	
Balance 35	—	—	—	—	—	—	●	—	
Standard double	—	—	—	●	●	—	—	—	
Standard single	—	—	●	—	—	●	—	—	
<b>CUTTING EQUIPMENT</b>									
	●/—/—	●/—/—	●/●/—	●/●/—	●/●/—	●/●/—	●/●/—	●/●/—	

● = Available (●) = Accessory — = Not available \*Equivalent sound pressure level, according to ISO 22868, is calculated as the time-weighted energy total for different sound pressure levels under various working conditions. Typical statistical dispersion for equivalent sound pressure level is a standard deviation of 1 dB (A). \*\*Noise emissions in the environment measured as sound power (LWA) in conformity with EC directive 2000/14/EC. The guaranteed sound power level includes variation in production as well as variation from the test code with 1–3 dB(A). \*\*\*Equivalent vibration level, according to ISO 22867, is calculated as the time-weighted energy total for vibration levels under various working conditions. Reported data for equivalent vibration level has a typical statistical dispersion (standard deviation) of 1 m/s<sup>2</sup>.

## ! ALWAYS USE GENUINE HUSQVARNA LUBRICANTS AND SPARE PARTS FOR YOUR BRUSHCUTTER OR TRIMMER

These high quality spare parts and lubricants are developed to facilitate the care and maintenance of your Husqvarna equipment and enable trouble-free operation and storage. Husqvarna recommend regular service done by qualified technicians using only Husqvarna original or recommended spare parts. This will support the product's performance and lifetime. See your owner's manual or consult your Authorised Husqvarna dealer if any uncertainty occurs.



	535RXT	543RS	545RX	545RXT	555RXT	553RBX
	34.6	40.1	45.7	45.7	53.3	50.6
	1.6	1.5	2.1	2.1	2.8	2.3
	0.6	0.75	0.9	0.9	1.1	0.8
	96	95	101	100	101	97
	113	118	117	117	121	118
	2.4/3.1	3.5/3.0	3.2/2.9	3.2/2.9	1.5/1.6	—
	—	—	—	—	—	2.7/3.8
	6.7	7.4	8.9	8.7	9.2	12.1
	—	—	—	●	—	—
	●	●	●	●	●	—
	●	●	●	●	—	●
	●	—	●	●	●	●
	●	●	●	●	●	●
	●	●	●	●	●	●
	●	—	●	●	●	—
	●	—	●	●	●	—
	●	—	●	●	●	—
	●	●	●	●	●	●
	●	—	●	●	●	—
	●	●	●	●	●	●
	●	—	●	●	●	—
	—	—	—	●	●	—
	●	—	●	—	—	—
	—	—	—	—	—	—
	—	—	—	—	—	—
	—	●	—	—	—	—
	—	—	—	—	—	—
	●/●/—	●/●/—	●/●/(●)	●/●/(●)	●/●/(●)	●/●/—

COMBI MACHINES	129LK	525LK	535LK
<b>TECHNICAL SPECIFICATIONS</b>			
Cylinder displacement, cm <sup>3</sup>	27.6	25.4	34.6
Power output, kW	0.85	1.0	1.6
Fuel tank, litres	0.34	0.51	0.6
Sound pressure level at operators ear, dB(A)*	95	94	99
Sound power level guaranteed (LWA) dB(A)**	114	106	114
Equivalent vibration level (ahv, eq) front/rear handle, m/s <sup>2</sup> ***	9.9/8.9	3.0/3.3	4.5/3.9
Weight (excl. cutting equipment), kg	4.7	4.5	5.8
<b>FEATURES</b>			
Auto-return stop switch	●	●	●
"Click on" attachments	●	●	●
Combi-guard	—	—	—
Comfort handle	—	●	●
Detachable shaft	●	●	●
Ergonomic handle	—	●	●
Fuel pump	●	●	●
Grass bevel gear	—	●	●
Low Vib®	—	—	—
Smart Start®	●	●	—
Soft grip handle	—	●	●
Standalone starter	—	●	●
Tap-n-Go trimmer head	●	●	●
Tool-less adjustment of handlebar / handle	—	●	●
X-Torq® engine	—	●	●



**NOMINAL POWER** A new machinery directive (2006/42/EC) came into force on January 1, 2010, requiring manufacturers to declare the nominal power of engines, in kilowatts (kW). The power rating of the engines indicated is the average net power output during a normal working situations and meets applicable noise regulations (at specified rpm, see owner manual) of a typical production engine for the engine model measured to SAE standard J 1349/ISO 1585. Mass production engines may differ from this value. Actual power output for the engine installed in the final machine will depend on the operating speed, environmental conditions and other variables.

# GET ONE MACHINE FOR THE WHOLE GARDEN



[husqvarna.com/combi-trimmers](https://husqvarna.com/combi-trimmers)



## ATTACHMENTS THAT HELP YOU GET RID OF EVERYTHING

Start by choosing the machine that best suits your needs – then explore our wide range of attachments. Each attachment offers a quick connection, durable design and – most importantly – sufficient power to trim dense grass, cut vigorous bushes, blow or sweep huge piles of leaves and debris. Just to give some examples of what we can help you get rid of.



## ENJOY HIGHLY EFFICIENT WORK – AT WHATEVER HEIGHT

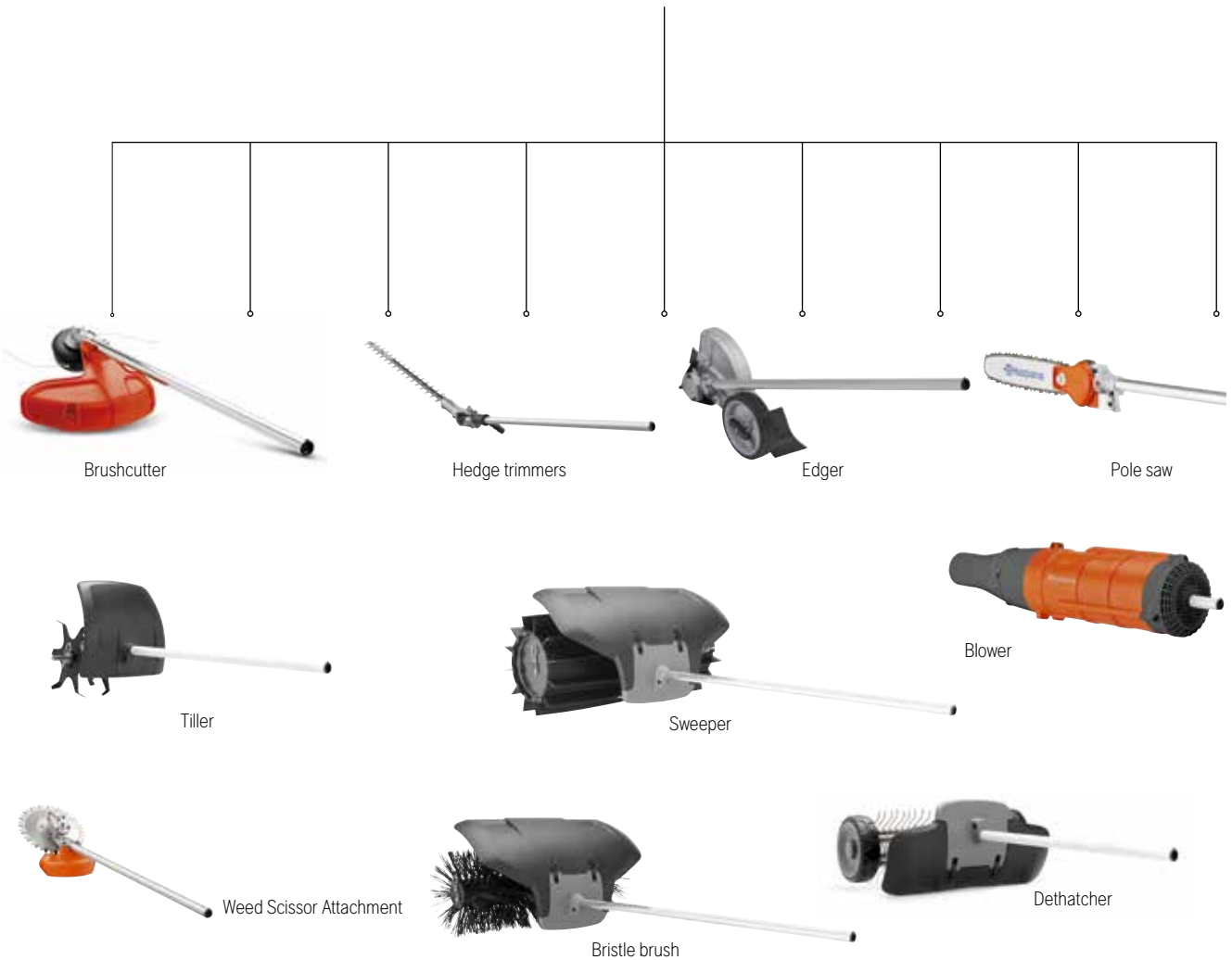
We never compromise when it comes to power, durability and productivity. Therefore, we have designed our combi machines to work equally well as our conventional machines. This means that you can enjoy convenient and powerful pole sawing, as well as really efficient and reliable cultivating.





## MAXIMUM VERSATILITY WHATEVER THE TASK

Our combi trimmers are the perfect choice if you want to have a truly smart, versatile work tool. You will only have to start and warm up one machine – then you are able to quickly and easily switch between many attachments to deal with all kinds of tasks – all year round. For maximum ease of use and low noise select the battery powered 325iLK which is designed for part-time use. The petrol and battery power units, together with all attachments, are as powerful and efficient as the conventional trimmers, pole saws, hedge trimmers, and so on. Also, a combi machine means less space for storage as well as less time and money for maintenance and service.

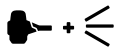


### RELIABLE PERFORMANCE

The petrol and battery power units, together with all attachments, are as powerful and efficient as the conventional trimmers, pole saws, hedge trimmers, and so on. All to give you reliable workmates that help you get the job done at all times.

### START UP ONE MACHINE

If you choose petrol power you will only have to start and warm up one machine – then you are able to quickly and easily switch between many attachments to deal with all kinds of tasks – all year round.



## OCCASIONAL / FULL-TIME USE



A range of applications can be managed using one power unit making them extremely flexible tools. The 100 series Combi machine is ideal for domestic use. The battery powered 325iLK is designed for part-time use and ideal in noise sensitive areas and the 500 series is designed for full-time professional use. All attachments are designed for both domestic and full time professional use and can be used on both petrol and battery powered machines.

**Ideal for applications including:**

- All round garden maintenance
- Landscaping
- Bushes and trees
- Hard surfaces and soil
- Grass
- Lawn maintenance

## 129LK



Lightweight combi machine designed for homeowner use. Easy to start and supplied with trimmer attachment.

- Smart Start®
- T25 Tap'n'Go™ head
- Attachments available
- Multi-use
- Comes with trimmer attachment

Displacement	Power output	Vibration levels F/R	Weight
27.6cm <sup>3</sup>	0.85kW / 1.1hp	9.9 / 8.9m/s <sup>2</sup>	4.7kg
Model	Order PNC	RRP ex VAT	RRP inc VAT
129LK	967 19 36-03		

## 325iLK

UPDATED

Li-ion 36V



High performance battery combi machine designed for part-time use. Includes TA850 trimmer attachment.

- Brushless motor
- Multi-use
- Power unit only
- 3 performance modes
- 13 attachments available
- 25cm<sup>2</sup> petrol performance

Displacement	Power output	Vibration levels F/R	Weight
36V Li-ion	0.8kW / 1.0hp	2.6 / 1.0m/s <sup>2</sup>	3.8kg (excl. battery)
Model	Order PNC	RRP ex VAT	RRP inc VAT
325iLK Unit only	967 85 01-03		
J-Handle Kit	587 37 50-03		

## 525LK



Professional combi machine designed for full time use. Takes a variety of attachments for a wide range of applications.

- X-Torq®
- Multi-use
- Power unit only
- Smart Start®
- Attachments available

Displacement	Power output	Vibration levels F/R	Weight
25.4cm <sup>3</sup>	1.0kW / 1.3hp	3.0 / 3.3m/s <sup>2</sup>	4.5kg
Model	Order PNC	RRP ex VAT	RRP inc VAT
525LK Unit only	967 14 83-01		

## 525iLK

**NEW** 



Robust, high-performance professional battery combi machine. Well-balanced, lightweight and power-equivalent to a 25cc petrol machine.

- Brushless E-TORQ motor
- Multi-use
- Weatherproof (IPX4)
- 3-Speed mode
- Attachments available
- Integrated Connectivity

Displacement	Power output	Vibration levels F/R	Weight
36V Li-Ion	BLDC Brushless	TBC	3.3kg (excl. battery)
Model	Order PNC	RRP ex VAT	RRP inc VAT
525iLK Unit only	970 55 16-02		

## 535LK



High performance professional combi machine designed for full time use. Takes a variety of attachments for a wide range of applications.

- X-Torq®
- Comes with trimmer attachment
- T35 Tap'n'Go™ head
- Multi-use
- Attachments available

Displacement	Power output	Vibration levels F/R	Weight
34.6cm <sup>3</sup>	1.6kW / 2.2hp	4.5 / 3.9m/s <sup>2</sup>	5.8kg
Model	Order PNC	RRP ex VAT	RRP inc VAT
535LK	967 68 81-03		

## REPLACEMENT CUTTING EQUIPMENT

Model	129LK	325iLK
Head	T25 M10	T35 M10
PNC	578 44 61-01	578 44 63-01
Recommended line size		
Line Diameter	20 - 2.4mm	2.4 - 2.7mm
Guard type	Combi guard	Combi guard
PNC	580 44 66-06	588 11 79-01

## REPLACEMENT CUTTING EQUIPMENT

Model	525LK / 525iLK	535LK
Head	T35 M10	T35 M10
PNC	578 44 63-01	578 44 63-01
Recommended line size		
Line Diameter	2.4 - 2.7mm	2.4 - 2.7mm
Guard type	Combi guard	Combi guard
PNC	588 11 79-01	588 11 79-01

## HUSQVARNA RECOMMEND

Opti Quadra and Opti Penta trimmer lines for a heavier duty line. Page 126



## CLICK-IN-CLICK-OUT

The combi attachments are easy to change over with minimal effort using the click-in-click-out mechanism.



## PRODUCT SPECIFICATIONS

Please see page 117 for full specifications.

**OCCASIONAL / FULL-TIME USE**



A wide range of attachments designed to cover all aspects of outdoor maintenance from grass trimming through to hard surface cleaning, maximising machine flexibility. All attachments are designed for both occasional and full time professional use and can be used on both petrol and battery power units.

**Ideal for applications including:**

- All round garden maintenance
- Landscaping
- Bushes and trees
- Hard surfaces and soil
- Grass
- Lawn maintenance

**TRIMMER TA 850**



Trimmer attachment equipped with combination guard and T35 Tap-n-Go™ trimmer head. Blade capable (J-handle kit required) Weight 1.2kg

Fits to	Order PNC	RRP ex VAT	RRP inc VAT
LK / iLK	537 35 35-03		

**WEED SCISSORS RA850**



Cutting attachment for weed control and grass edging along footpaths and gravel paths. Reduces the risk of scattered stones and debris. Weight 2.5kg

Fits to	Order PNC	RRP ex VAT	RRP inc VAT
LK / iLK	967 90 85-01		

**EDGER ECA850**



Edging attachment, ideal for keeping lawn, pathway and flowerbed edges neat. Features adjustable support wheel and curved shaft. Weight 3.2kg

Fits to	Order PNC	RRP ex VAT	RRP inc VAT
LK / iLK	967 92 55-04		

**EDGER ESA850**



Edging attachment, ideal for keeping lawn, pathway and flowerbed edges neat. Features adjustable support wheel. Weight 3.2kg

Fits to	Order PNC	RRP ex VAT	RRP inc VAT
LK / iLK	967 92 56-04		

**HEDGE TRIMMER HA 200**



Short reach adjustable hedge trimmer attachment. 60cm / 23.6" blade length. Head adjustment 135°. Tube length 11cm. Weight 2.3kg

Fits to	Order PNC	RRP ex VAT	RRP inc VAT
LK	596 31 65-03		

### HEDGE TRIMMER HA 860



Long reach adjustable hedge trimmer attachment ideal for hedge tops. 60cm / 23.6" blade length. Head adjustment 135°. Tube length 85cm. Weight 2.6kg

Fits to	Order PNC	RRP ex VAT	RRP inc VAT
LK / iLK	596 31 66-03		

### POLE SAW PA 1100



Pole saw attachment, ideal for pruning when additional reach is required. Cuts branches up to approx. 15 cm in thickness. Length 110 cm. Weight 1.4kg

Fits to	Order PNC	RRP ex VAT	RRP inc VAT
LK / iLK	537 18 33-27		

### TILLER CA 230



Tiller attachment, ideal for use on flowerbeds and smaller areas of soil. Features heavy duty gearbox and 2 tines. Weight 3kg

Fits to	Order PNC	RRP ex VAT	RRP inc VAT
LK / iLK	967 29 42-01		

### SCARIFIER DT600



Dethatcher attachment for removal of moss and thatch to provide a healthier lawn. Working width 60cm. Weight 6.4kg

Fits to	Order PNC	RRP ex VAT	RRP inc VAT
LK / iLK	967 29 69-01		

### SWEEPER SR 600-2



Rubber broom attachment, ideal for sweeping sand and gravel from paths, driveways and lawns. Guard is included. Working width 60 cm. Weight 6.5kg

Fits to	Order PNC	RRP ex VAT	RRP inc VAT
LK / iLK	967 29 44-01		

### BRUSH BR600



Bristle brush attachment, ideal for sweeping dirt from paths, driveways and in deep grooves. Guard is included. Working width 60 cm. Weight 5.5kg

Fits to	Order PNC	RRP ex VAT	RRP inc VAT
LK / iLK	967 29 67-01		

### BLOWER BA 101



Blower attachment, ideal for clearing paths and driveways from leaves, litter and grass clippings. Airflow 15 m<sup>3</sup>/min, Air speed 66m/s. Weight 1.9kg

Fits to	Order PNC	RRP ex VAT	RRP inc VAT
LK / iLK	967 28 64-01		

### BRUSH CUTTER BCA 850



Brush cutter attachment with combination guard and Multi 255-4 grass blade. Inc. J-handle & harness. Weight 2.6kg

Fits to	Order PNC	RRP ex VAT	RRP inc VAT
LK / iLK	967 18 59-02		

### EXTENSION EX 780



Shaft extension that gives an extra reach of 78cm. Weight 0.6kg

Fits to	Order PNC	RRP ex VAT	RRP inc VAT
LK / iLK	967 29 71-01		



CUTTING EQUIPMENT



husqvarna.com/  
parts-for-trimmers-and-brushcutters

All Husqvarna trimmer heads, trimmer lines and blades are designed to do more than simply cut. Their outstanding design, high quality materials and facilitating technology offer top level performance, efficiency and safety no matter what your application.

TRIMMER HEAD - TAP-N-GO™ 25-55C



Tap-n-Go™ function automatically feeds line when the head is pushed into the ground. X variants have a longer working life due to a Tap-n-Go™ button with ball bearing. T35 Universal includes adapters that allow it to be attached to most other trimmers.

Item	Order PNC	RRP ex VAT	RRP inc VAT
T25 3/8" Semi Auto - Curved Shaft	578 44 60-01		
T25 M10 Semi Auto - Straight Shaft	578 44 61-01		
T25B M8 Semi Auto - Battery	589 87 32-01		
T25B M10 Semi Auto - Battery	579 29 40-03		
T35 M10 Semi Auto	578 44 63-01		
T35 M10 Semi Auto - Universal	578 44 94-01		
T35 M12 Semi Auto	578 44 64-01		
T35X M10 Semi Auto (W. Ball Bearing)	578 44 65-01		
T35X M12 Semi Auto (W. Ball Bearing)	578 44 66-01		
T45X M12 Semi Auto (W. Ball Bearing)	578 44 68-01		
T55X M12 Semi Auto (W. Ball Bearing)	578 44 70-01		
ErgoFeed E35B (Fits 535iRXT)	594 72 70-01		
E35B M10	594 72 70-03		

TRIMMER HEAD - MANUAL 25-55C



The line is fed manually by the user by pushing the line feed button and pulling the cord. This enables the user to select the length of line to achieve the effect desired.

Item	Order PNC	RRP ex VAT	RRP inc VAT
S35 M10	578 44 74-01		
S35 M12	578 44 76-01		
Manual SII M12 (W. Ball Bearing)	578 44 78-01		

TRIMMER HEAD - TRI-CUT



Distinct design with plastic blades instead of trimmer line, ideal for coarser grass and terrain with stones. Highly visible, replaceable plastic flails which are safe to use around trees and bushes.

Item	Order PNC	RRP ex VAT	RRP inc VAT
Tri Cut M10	578 44 91-01		
Tri Cut M12	578 44 93-01		

TRIMMER HEAD - ALLOY



Robust and reliable with quick and easy line loading. Maintenance is minimised and the low cutting height gives a tidy result.

Item	Order PNC	RRP ex VAT	RRP inc VAT
Alloy Manual - Fixed	578 44 82-01		



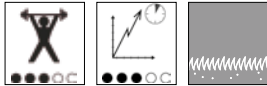

# PRODUCT USE GUIDE

Use the guide below to help you select the best trimmer head for your needs.

		RECOMMENDED ENGINE DISPLACEMENT	CORD FEED	DURABILITY	USE	LINE SIZE	LINE CAPACITY	THREAD
	<b>T55X</b>	55cm <sup>3</sup>	Semi automatic	●●●●●	Heavy grass Grass	3 - 4mm	10 - 6m	M12
	<b>T45X</b>	45cm <sup>3</sup>	Semi automatic	●●●●●	Heavy grass Grass	2.7 - 3.3mm	9 - 7.5m	M12L
	<b>T35X</b>	25 - 35cm <sup>3</sup>	Semi automatic	●●●●●	Grass	2.4 - 2.7mm	8.5 - 7m	M10L M12L
	<b>T35</b>	25 - 35cm <sup>3</sup>	Semi automatic	●●●●○	Grass	2.4 - 2.7mm	8.5 - 7m	M10L 12L Univ.
	<b>T25</b>	25cm <sup>3</sup>	Semi automatic	●●●●○	Grass	2 - 2.4mm	6 - 5m	3/8"R M10L
	<b>T25B</b>	Battery	Semi automatic	●●●●○	Grass	2 - 2.4mm	6 - 5m	M10
	<b>R25</b>	26 - 30cm <sup>3</sup>	Semi automatic	●●●●○	Grass	2.4mm	2m	3/8"R M10L
	<b>R25B</b>	26 - 30cm <sup>3</sup>	Semi automatic	●●●●○	Grass	2.0mm	5m	M10L
	<b>E35B Ergofeed™</b>	Battery 535iRXT	Semi automatic	●●●●○	Grass	2.4 - 2.7mm	-	-
	<b>S35</b>	30cm <sup>3</sup>	Manual	●●●●○	Grass	2.4 - 2.7mm	8 - 7m	M10L
		30 - 42cm <sup>3</sup>						M12L
	<b>Superauto II</b>	<42cm <sup>3</sup>	Automatic	●●●●○	Grass	2.4mm	4m	M10
	<b>Trimmy SII</b>	50cm <sup>3</sup>	Manual	●●●●○	Heavy grass Grass	2 - 3.3mm	9 - 5m	M12
	<b>Alloy</b>	All displacements	Manual	●●●●●	Heavy grass Grass	2 - 3.3mm	-	N/A
	<b>TriCut</b>	All displacements	-	●●●●●	Heavy grass Grass	-	-	M10L M12L
	<b>A15B</b>	Battery	Automatic	●●●●○	Grass	1.6mm	5m	M5L

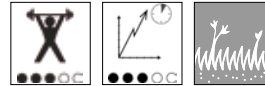



## TRIMMER LINE - OPTI ROUND



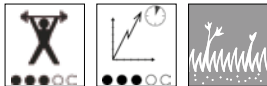

Diameter (mm)	Length (m)	Order PNC	RRP ex VAT	RRP inc VAT
● Ø1.5	15	597 66 88-01		
● Ø2.0	15	597 66 88-10		
● Ø2.0	130	597 66 88-11		
● Ø2.4	15	597 66 88-20		
● Ø2.4	90	597 66 88-21		
● Ø2.4	240	597 66 88-22		
● Ø2.7	12	597 66 88-30		
● Ø2.7	70	597 66 88-31		
● Ø2.7	240	597 66 88-32		
● Ø3.0	10	597 66 88-40		
● Ø3.0	56	597 66 88-41		
● Ø3.0	240	597 66 88-42		
● Ø3.0	637	597 66 88-43		
○ Ø3.3	75	597 66 88-50		
○ Ø3.3	240	597 66 88-51		
○ Ø3.3	530	597 66 88-52		

## TRIMMER LINE - OPTI QUADRA



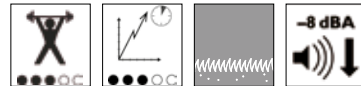
Diameter (mm)	Length (m)	Order PNC	RRP ex VAT	RRP inc VAT
● Ø2.4	70	597 66 89-01		
● Ø2.4	210	597 66 89-02		
● Ø2.7	55	597 66 89-10		
● Ø2.7	170	597 66 89-11		
● Ø3.0	48	597 66 89-20		
● Ø3.0	240	597 66 89-21		
● Ø3.0	528	597 66 89-22		
○ Ø3.3	65	597 66 89-30		
○ Ø3.3	183	597 66 89-31		
○ Ø3.3	437	597 66 89-32		

## TRIMMER LINE - OPTI PENTA



Diameter (mm)	Length (m)	Order PNC	RRP ex VAT	RRP inc VAT
● Ø2.4	90	597 66 90-01		
● Ø2.4	240	597 66 90-02		
● Ø2.7	70	597 66 90-10		
● Ø2.7	240	597 66 90-11		
● Ø3.0	56	597 66 90-20		
● Ø3.0	240	597 66 90-21		
○ Ø3.3	75	597 66 90-30		

## TRIMMER LINE - WHISPER TWIST



Diameter (mm)	Length (m)	Order PNC	RRP ex VAT	RRP inc VAT
● Ø1.5	15	597 66 91-01		
● Ø2.0	15	597 66 91-10		
● Ø2.0	112	597 66 91-11		
● Ø2.4	12	597 66 91-20		
● Ø2.4	77	597 66 91-21		
● Ø2.4	210	597 66 91-22		
● Ø2.7	10	597 66 91-30		
● Ø2.7	60	597 66 91-31		
● Ø2.7	210	597 66 91-32		
● Ø3.0	9	597 66 91-40		
● Ø3.0	48	597 66 91-41		
● Ø3.0	210	597 66 91-42		

## TRIMMER LINE - CORECUT



Diameter (mm)	Length (m)	Order PNC	RRP ex VAT	RRP inc VAT
○ Ø2.0	15	597 66 92-01		
○ Ø2.0	112	597 66 92-02		
○ Ø2.4	12	597 66 92-10		
○ Ø2.4	77	597 66 92-11		
○ Ø2.4	210	597 66 92-12		
○ Ø2.7	10	597 66 92-20		
○ Ø2.7	60	597 66 92-21		
○ Ø2.7	210	597 66 92-22		
○ Ø3.0	9	597 66 92-30		
○ Ø3.0	48	597 66 92-31		
○ Ø3.0	210	597 66 92-32		
○ Ø3.3	65	597 66 92-40		
○ Ø3.3	210	597 66 92-41		
○ Ø4.0	65	597 66 92-50		
○ Ø4.0	138	597 66 92-51		



Durability



Efficiency



Grass



Heavy grass



Low noise



Oxo-biodegradable






**GRASS BLADES**



For dense, coarse grass, but not for woody growth.

Item	Order PNC	RRP ex VAT	RRP inc VAT
Grass 255 - 3T	578 44 49-01		
Grass 255 - 4T	578 44 37-01		
Grass 255 - 8T	578 44 40-01		
Grass 275 - 4T	578 44 47-01		
Multi 300 - 3T	578 44 45-01		
Multi 330 - 2T	578 44 51-01		
Multi 350 - 3T	578 44 44-01		


**SAW BLADES**



Efficient and durable with a tooth design that gives a smooth cut and reduces the risk of the blade getting pinched in the wood.

Item	Order PNC	RRP ex VAT	RRP inc VAT
Scarlett 200 - 22T	597 46 82-01		
Scarlett 225 - 24T	597 46 89-01		

**EDGER BLADE**



Durable 19cm edger blade allows for a cutting depth up to 6cm for edging your lawn.

Item	Order PNC	RRP ex VAT	RRP inc VAT
Edger Blade	503 84 82-02		

**PLASTIC BLADES**



Replaceable plastic blades for Tri Cut head.

Item	Order PNC	RRP ex VAT	RRP inc VAT
6 pieces - 255mm	531 01 77-14		
6 pieces - 300mm	531 01 77-15		

**SHREDDER BLADE**



Shredder blade for mulching applications such as coarse grass, bushes and bramble with stems up to 2cm. Must be used with appropriate shredder guard.

Item	Order PNC	RRP ex VAT	RRP inc VAT
Shredder Blade 1"	589775301		
Shredder Blade 20mm	589775501		
Shredder Blade 1", Bulk 10pcs	589775310		
Shredder Blade Kit 1" Inc guard	544842901		

**HUSQVARNA RECOMMEND**  
 Technical Brushcutter and Trimmer clothing.  
 Page 302





MODEL	GRASS	COARSE GRASS
555RXT	A11 + 18 19 22	C3 + E2 E3 + 2 3 4 9
553RBX	B5 + 8 15 17 18 21 22	B5 + E4 + 1 2 4
543RS	B5 + 8 15 17 18 21 22	B5 + E4 + 1 2 4
545RXT/545RX	A10 B8 + 18 / B8 C6 + 21	B8 C6 + E2 E3 + 2 4
535iRXT	A9 + 15 17	C1 + E4 + 2 4 6
535iRX/ 53i5FR	A9 + 15 17	C1 + E4 + 2 4 6
535RXT	A8 B7 + 8 15 17 18 21 22	B7 + E4 + 2 4
535LK	B4 + 9 11 14 16 20	11
525RXT/525RX	B4 + 2 9 11 14 16 20	B4 + E1 + 6
525RjX	A15 B4 + 2 9 11 14 16 20	B4 + E1 + 6
525iLK	A10 + 15	11
525LK	A15 B4 + 2 9 11 14 16	11
525iLXT	A15 B4 + 3 11 14 16	
525iRXT	B4 + 2 9 11 14 16 20	B4 + 6
520iRX	B1 + 13	B1 + 6
520iLX	B1 + 13	F4 + 6
325iL	A14 + 11 14 16	
325iRj	A10 + 14	B9 + 5 6
325iR	A10 + 14	B9 + 5 6
325iLK	A10 + 2 11 13 15	F1 + 11
215iL	A16 + 6	
135R	A8 B7 + 2 15 17 18 21 22	B7 + E4 + 1 2 3 4 6
129R	B3 + 11	B3 + E1 + 6
129Rj	B3 + 11 5	B3 + E1 + 6
129LK	B3 + 11	11
129C	A12 + 4 10	
122C	A1 + 4 10	
110iL	A17 + 1	

TRIMMER GUARDS	COMBINATION GUARDS	GRASS BLADE GUARDS	SAW BLADE GUARDS	SUPPORT CUPS	KITS
A1 574 47 95-01	B1 577 01 83-05	C1 590 88 00-01	D1 537 02 21-01	E1 503 89 01-01	F1 537 04 85-01 incl. B1 E1 2
A2 545 03 11-01	B2 545 03 09-01	C2 537 28 85-01	D2 574 53 26-01	E2 503 90 18-02 (20mm/1")	
A3 580 44 66-10	B3 580 44 66-06	C3 544 16 03-01	D3 574 50 67-02	E3 502 15 70-02 M12 (20mm/1") Ballbearing	F2 952 71 56-16 incl. E1 2
A4 577 96 51-02	B4 588 11 79-01	C4 544 02 65-02	D4 544 04 42-10	E4 503 89 01-02 M12	
A5 585 33 92-01	B5 537 33 16-03	C5 502 46 49-01	D5 501 32 04-02		F3 544 24 96-01 incl. B2 E4 2
A6 578 40 34-02	B6 593 70 66-01	C6 537 29 74-01	D6 501 32 04-03		
A7 592 94 18-01	B7 537 33 16-01		D7 537 31 09-02		F4 587 37 50-01 For blade attachment
A8 537 34 94-03	B8 544 46 43-01		D8 502 30 36-01		
A9 590 88 01-01	B9 536 17 43-01		D9 502 43 55-01		
A10 503 95 43-01					
A11 544 10 74-01					
A12 537 29 73-01					
A13 502 46 50-01					
A14 597 01 62-01					
A15 588 54 37-01					
A16 529 96 69-01					
A17 534 98 40-01					



BUSHES AND TREES	HARD SURFACES	ATTACHMENTS	MIN-MAX TRIMMER LINE DIAMETER (SUPPLIED HEAD)	SUPPLIED HARNESS
D2 + 9 / D9 + 10 12			3.0 - 4.0mm	BALANCE XT
			2.7 - 3.3mm	INTEGRATED
D5 + 9 / D3 + 10			2.7 - 3.3mm	STANDARD DOUBLE
D7 + 9 11			2.7 - 3.3mm	BALANCE XT / X
D6 + 9			2.4 - 2.7mm	BALANCE XB
D6 + 9			2.4 - 2.7mm	BALANCE XB
D5 + 9			2.4 - 2.7mm	BALANCE X / STANDARD DOUBLE
10 13 14 15	5 6	1 TO 7 9 12 13 14 15	2.4 - 2.7mm	-
D4 + 9			2.4 - 2.7mm	BALANCE 55 / 35
			2.4 - 2.7mm	-
11 14 15	5 6	1 TO 11 12 14 15	2.4mm	
10 13 14 15	5 6	1 TO 11 12 13 14 15	2.0 - 3.3mm	-
			2.0 - 2.7mm	
D4 + 9			2.0 - 2.7mm	
			2.0 - 2.4mm	BALANCE 35B
			2.0 - 2.4mm	-
			2.0 - 2.4mm	
			2.0 - 2.4mm	SINGLE
			2.0 - 2.4mm	BALANCE 35B
10 13 14 15	5 6	1 TO 12 14 15	2.0 - 2.4mm	-
			2.0mm	-
			2.0 - 2.4mm	STANDARD DOUBLE / -
			2.0 - 2.4mm	STANDARD DOUBLE / -
			2.0 - 2.4mm	STANDARD DOUBLE / -
10 13 14 15	5 6	1 TO 7 10 12 13 14 15	2.0 - 2.4mm	-
			2.0 - 2.4mm	-
			2.0 - 2.4mm	-
			1.5mm	-

CUTTING EQUIPMENTS				ATTACHMENTS	
1 534 16 26-01 (Automatic) A15B	14 578 44 63-01 (SemiAuto) T35 M10	1 578 44 51-01 Multi Blade 330 - 2T	1 967 92 55-04 ECA85	14 967 28 64-01 BA 101	Cutting equipment highlighted in bold supplied with machine as standard equipment.
2 578 44 82-01 Alloy	15 578 44 64-01 (SemiAuto) T35 M12	2 578 44 45-01 Multi Blade 300 - 3T	2 967 92 56 04 ESA850	15 967 29 67-01 BR 600	
3 594 72 70-01 (ErgoFeed™) E35B	16 578 44 65-01 (SemiAuto) T35X M10	3 578 44 44-01 Multi Blade 350 - 3T	3 967 29 42-01 CA230	<b>A8</b> <b>2</b>	
4 534 16 18-01 (SemiAuto) R25 3/8 R	17 578 44 66-01 (SemiAuto) T35X M12	4 578 44 48-01 Multi Blade 275 - 4T	4 967 29 44-01 SR 600-2		
5 534 16 18-02 (SemiAuto) R25 M10 L	18 578 44 68-01 (SemiAuto) T45X M12	5 578 44 49-01 Grass Blade 255 - 3T	5 967 29 67-01 BR 600		
6 534 16 20-01 (SemiAuto) R25B M10	19 578 44 70-01 (SemiAuto) T55X M12	6 578 44 37-01 Grass Blade 255 - 4T	6 967 28 64-01 BA101		
7 578 44 74-01 (Manual) S35 M10	20 578 44 91-01 (SemiAuto) TriCut M10	7 578 44 47-01 Grass Blade 275 - 4T	7 967 29 69-01 DT 600		
8 578 44 76-01 (Manual) S35 M12	21 578 44 93-01 (SemiAuto) TriCut M12	8 578 44 40-01 Grass Blade 250 - 8T	8 967 90 85-01 RA 850		
9 578 44 71-01 (SemiAuto) Superauto II 1*	22 578 44 78-01 (Manual) Trimmy SII M12	9 544 84 29-01 Shredder blade 320-2T	9 967 90 86-01 RA-V		
10 578 44 60-01 (SemiAuto) T25 3/8"R		10 597 46 82-01 Scarlett 22T 200mm	10 967 29 71-01 EX780		
11 578 44 61-01 (SemiAuto) T25 M10		11 597 46 89-01 Scarlett 24T 225mm	11 967 18 59-02 BCA850		
12 589 87 32-01 (SemiAuto) T25B M8		12 597 46 91-01 Maxi 22T 200mm	12 537 35 35-03 TA850		
13 579 29 40-03 (SemiAuto) T25B M10		13 578 44 30-01 Maxi 24T 225mm	13 596 31 65-03 HA200		



# SHARP TOOLS FOR GREAT LOOKS

A hedge needs time and care to stay healthy and beautiful. A well-kept hedge will provide you with privacy while giving the garden solid lines and visual appeal. Different hedges need different types of tools, which is important to keep in mind when buying a hedge trimmer. All Husqvarna hedge trimmers are powerful, precise and efficient to give great results every time. They're machines designed to make your work easier.



# WHAT YOU GET AND HOW WE DO IT



## BUILT TO LAST

No matter if you choose to use a battery or petrol-powered hedge trimmer, the overall robust design will provide a long service life and make sure your trimmer makes easy work of even the toughest of tasks.



## LOWER YOUR IMPACT

Our battery-powered hedge trimmers are virtually free from emissions, whereas for petrol-powered machines, the engine technology helps reduce harmful exhaust emissions and increases fuel efficiency.



## QUIET OPERATION

The battery operation or our low noise engine technology together with the special design make our hedge trimmers quiet and easy to use. A very important aspect for everyone who operates in residential areas.



## SMOOTHER STARTING

The engine and starter have been designed so the machine starts quickly with minimum effort, getting you started quickly.



## LOW VIBRATIONS

Our petrol-powered engines are equipped with effective anti-vibration dampeners that absorb vibrations, whereas battery-powered machines all produce much less vibration, sparing your arms and hands.



[husqvarna.com/hedge-trimmers](https://husqvarna.com/hedge-trimmers)

# MAKE SURE YOU ALWAYS TRIM WITH FIRST CLASS RESULTS



Adjustable cutter bar angle



## EXTENDED HEDGE TRIMMERS REACH WHERE OTHERS STRUGGLE

Articulating extended battery and petrol trimmers are perfect when you need to reach difficult places without losing performance. They have superb handling, are easy to start, suit both high and low hedges and with back folding cutting head making them extra easy to store and transport.

- + Difficult trimming
- + Low and high hedges
- + Great handling
- + Easy storage
- + Telescopic extension



## DOUBLE-SIDED HEDGE TRIMMERS FLEXIBLE HANDLING AT ANY ANGLE

Double-sided hedge trimmers are designed for shaped sections of hedges. They offer efficient and comfortable operation with features such as Smart Start®, Low Vib® and adjustable handle on most models.

- + Shaping hedges
- + Coarse cutting
- + Great performance
- + Adjustable handles

- + Wide hedges
- + Precision cutting
- + Comfortable operation
- + Coarse Cutting

## SINGLE-SIDED HEDGE TRIMMERS STRAIGHT CUTS IN ONE MOVEMENT

Single-sided trimmers are supplied with long blades and still feature an optimised weight distribution to make it easier to make straight cuts with precision. The leaf catcher helps collecting leaves and debris, saving time and effort.



Find out more on page 289

## WHY CHOOSE A BATTERY HEDGE TRIMMER?

Low noise. No direct emissions. Low vibrations. Perfect balance. High performance. Extremely low operational cost. These are some of the criteria of an excellent hedge trimmer and that's exactly what you get from the Husqvarna Battery Series hedge trimmers.

Lightweight and perfectly balanced to facilitate comfortable work, even when trimming for extended hours. Plus, you'll enjoy the low maintenance of a battery-powered tool.



# PRODUCT USE GUIDE

Use this guide to help you select the best product for your needs.

TYPE OF USE	MODEL	POWER SOURCE	DISPLACEMENT (CM <sup>3</sup> ) / VOLTAGE	WEIGHT	BLADE LENGTH					PAGE	
						FINE	COARSE	FINE TALL	COARSE TALL		
 <b>OCCASIONAL USE</b> (DOMESTIC / HOMEOWNER)	<b>122HD45</b>	Petrol	217cm <sup>3</sup>	4.7kg	45cm / 18"	●	○			<b>134</b>	
	<b>122HD60</b>	Petrol	217cm <sup>3</sup>	4.9kg	60cm / 24"	●	○			<b>135</b>	
	<b>215iHD45</b>		36V Li-ion		3.2kg*	45cm / 18"	●	○			<b>135</b>
 <b>PART-TIME USE</b> (FARMER / LANDOWNER)	<b>322HD60</b>	Petrol	217cm <sup>3</sup>	5.2kg	60cm / 24"	●	●	○	○	<b>135</b>	
	<b>322iHD60</b>		36V Li-ion		3.2kg*	60cm / 24"	●	●	○	○	<b>135</b>
 <b>FULL-TIME USE</b> (PROFESSIONAL)	<b>522iHD60</b>		36V Li-ion		3.6kg*	60cm / 24"	●	○	○	○	<b>136</b>
	<b>522iHDR60</b>		36V Li-ion		3.9kg*	60cm / 24"	●	●	○	○	<b>136</b>
	<b>522iHD75</b>		36V Li-ion		3.9kg*	75cm / 30"	●	○	○	○	<b>136</b>
	<b>522HD60X</b>	Petrol	217cm <sup>3</sup>	4.9kg	60cm / 24"	●	○	○	○	<b>137</b>	
	<b>522HDR60X</b>	Petrol	217cm <sup>3</sup>	5.0kg	60cm / 24"	○	●	○	○	<b>137</b>	
	<b>522HDR75X</b>	Petrol	217cm <sup>3</sup>	5.2kg	75cm / 30"	○	●	○	○	<b>137</b>	
	<b>522HS75X</b>	Petrol	217cm <sup>3</sup>	5.0kg	75cm / 30"	●	○	○	○	<b>137</b>	
	<b>522HSR75X</b>	Petrol	217cm <sup>3</sup>	5.0kg	75cm / 30"	○	●	○	○	<b>137</b>	
	<b>520iHE3</b>		36V Li-ion		4.1kg*	55cm / 22"	●	●	●	●	<b>139</b>
	<b>520iHT4</b>		36V Li-ion		5.3kg*	55cm / 22"	●	●	●	●	<b>139</b>
	<b>525HE3</b>	Petrol	25.4cm <sup>3</sup>	6.35kg	55cm / 22"	●	●	●	●	<b>138</b>	
<b>525HE4</b>	Petrol	25.4cm <sup>3</sup>	6.4kg	55cm / 22"	●	●	●	●	<b>138</b>		

The product selector is only to be used as a guide. Please visit your local Authorised Husqvarna dealer for more information.

\* Excludes battery ● Optimised solution (guideline only) ○ Capable solution but not optimal (guideline only)

**OCCASIONAL / PART-TIME USE**



**120iTK4-H**

**UPDATED**



Telescopic pole hedge trimmer, equipped with a telescopic tube with up to 4m reach and split shaft for easy transportation. Adjustable 7 angled cutting head for convenient cutting positions. Part of the 120iTK4 Combi Series.

- 2.800 cuts/min
- Split shaft - transport mode
- 7 angled cutting head
- Keypad with savE™
- 50cm blade length
- Kit includes B70 & C80

Voltage	Motor type	Vibration levels F/R	Weight
36V Li-ion	2 Brush motor	1.223 / 0.816m/s <sup>2</sup>	4.5kg (excl. battery)
Model	Order PNC	RRP ex VAT	RRP inc VAT
120iTK4-H Unit only	970 51 59-02		
120iTK4-H Kit	970 51 59-07		

**122HD45**



Low-noise, lightweight hedge trimmer for domestic use, with useful features including Auto return stop switch and Smart Start.®

- Low noise engine
- Smart Start®
- Low Vib®
- 4050 cuts/min blade speed

Displacement	Power output	Vibration levels F/R	Weight
21.7cm <sup>3</sup>	0.6kW / 0.8hp	2.9 / 4.9m/s <sup>2</sup>	4.7kg
Blade length	Order PNC	RRP ex VAT	RRP inc VAT
45cm / 18"	966 53 23-01		

Low weight hedge trimmers designed for domestic occasional to part-time use. Our products are designed to be user friendly with features including Smart Start® and auto-return stop switch for ease of use on the petrol products. For ultimate ease of use select the battery powered version. 100 series are perfect for domestic garden use whilst 300 series are made for cutting denser materials and to withstand tougher work.

**Ideal for applications including:**

- **Garden maintenance**
- **Trimming & pruning**
- **Shaping**
- **Farm & Estate maintenance (300 series)**



**122HD60**



Low-noise, lightweight hedge trimmer for domestic use with convenient features including an adjustable rear handle and Smart Start.®

- Low noise engine
- Smart Start®
- 4050 cuts/min blade speed
- Low Vib®
- Adjustable rear handle

Displacement	Power output	Vibration levels F/R	Weight
21.7cm <sup>3</sup>	0.6kW / 0.8hp	4.1 / 3.6m/s <sup>2</sup>	4.9kg
Blade length	Order PNC	RRP ex VAT	RRP inc VAT
60cm / 24"	966 53 24-01		

**215iHD45** UPDATED 



Low weight high efficiency domestic battery hedge trimmer designed for maximum ease of use.

- High efficiency motor
- 3000 cuts/min blade speed
- Kit 1 includes B70 and C80
- Digital interface with savE™
- 45cm / 18" blade length
- Kit 2 includes 215iL, B140 &

Voltage	Motor type	Vibration levels F/R	Weight
36V Li-ion	Brushless motor	2.1 / 1.7m/s <sup>2</sup>	3.2kg (excl. battery)
Model	Order PNC	RRP ex VAT	RRP inc VAT
215iHD45 Unit only	970 53 65-01		
215iHD45 Kit 1	970 53 65-03		
215iHD45 Kit 2	970 53 61-01		


**322HD60**



Robust, double-sided hedge trimmer. The multi-position handle, low weight and easy starts provide good handling, while the high capacity, professional knife blades allow for excellent cutting performance.

- Low noise engine
- Smart Start®
- 4400 cuts/min blade speed
- Low Vib®
- Adjustable rear handle
- Durable Gearbox

Displacement	Power output	Vibration levels F/R	Weight
21.7cm <sup>3</sup>	0.6kW / 0.8hp	4.4 / 4.3m/s <sup>2</sup>	5.2kg
Blade length	Order PNC	RRP ex VAT	RRP inc VAT
60cm / 24"	967 65 89-02		

 **Locate your nearest dealer**  
Visit: [www.husqvarna.com/uk/dealer-locator](http://www.husqvarna.com/uk/dealer-locator)

**H-TEAM RECOMMEND**

Husqvarna protective glasses. Page 310



**HUSQVARNA RECOMMEND**

XP® Power 2 Fuel



There is no better fuel for your Husqvarna product than our alkylate fuel manufactured to unique Husqvarna specifications. XP® Power 2 is mixed with exactly 2% of our XP® 2-stroke oil giving you a cleaner, cooler and healthier engine. Read more on pages 312 - 313.

**322iHD60** NEW 



This durable battery hedge trimmer delivers high-quality cuts at high capacity. Its lightweight, ergonomic design has a balanced rear handle and a mode selector to adapt power and runtime to the job at hand.

- User Friendly Digital User Interface
- Flexible Battery System
- Weatherproof (IPX4)
- Lightweight Design
- Automatic Shutdown
- 3-Speed Mode

Voltage	Motor type	Vibration levels F/R	Weight
36V Li-ion	BLDC Brushless	TBC	3.2kg (excl. battery)
Model	Order PNC	RRP ex VAT	RRP inc VAT
322iHD60 Unit only	970 46 64-01		

## FULL-TIME USE



High performance petrol and battery hedge trimmers designed for professional use. The products feature heavy duty commercial gearboxes and high knife speed for efficient cutting. Consider a battery model for equivalent petrol performance with lower noise, running costs and no direct emissions.

**Ideal for applications including:**

- **Landscape maintenance**
- **Parks and public spaces**
- **Noise sensitive areas (battery)**
- **Shaping**

### 522iHD60

NEW



A lightweight and well-balanced 36 Volt battery-powered hedge trimmer for full-time professional use.

- High Cutting Performance
- Trim-cut Blades
- Weatherproof (IPX4)
- Lightweight Design
- Integrated Connectivity
- LowVib™

Voltage	Motor type	Vibration levels F/R	Weight
36V Li-Ion	BLDC (brushless) Motor	2.1 / 1.7m/s <sup>2</sup>	3.6kg (excl. battery)
Model	Order PNC	RRP ex VAT	RRP inc VAT

522iHD60 Unit only 970 46 60-02

### 522iHDR60

NEW



A well-balanced, lightweight 36 Volt battery-powered coarse-cut hedge trimmer for full-time professional use.

- High Cutting Performance
- Coarse-Cut Blades
- Weatherproof (IPX4)
- Lightweight Design
- Integrated Connectivity
- Multi Position rear handle

Voltage	Motor type	Vibration levels F/R	Weight
36V Li-Ion	BLDC (brushless) Motor	2.2 / 2.6m/s <sup>2</sup>	4kg (excl. battery)
Model	Order PNC	RRP ex VAT	RRP inc VAT

522iHDR60 Unit only 970 46 62-02

### 522iHD75

NEW



A well-balanced, lightweight 36 Volt battery hedge trimmer for full-time professional use.

- High Cutting Performance
- Trim-cut Blades
- Weatherproof (IPX4)
- Lightweight Design
- Integrated Connectivity
- LowVib™

Voltage	Motor type	Vibration levels F/R	Weight
36V Li-Ion	BLDC (brushless) Motor	1.4 / 1.8m/s <sup>2</sup>	3.8kg (excl. battery)
Model	Order PNC	RRP ex VAT	RRP inc VAT

522iHD75 Unit only 970 46 61-02

### 522HD60X



Fine cut professional hedge trimmer with high blade speed for fine trimming work. Low weight and low vibration with multi-position handle and open blade guard.

- Low Vib®
- Adjustable rear handle
- 4400 cuts/min blade speed
- Commercial gearbox
- Fine cut dual sided blade

Displacement	Power output	Vibration levels F/R	Weight
21.7cm <sup>3</sup>	0.6kW / 0.8hp	2.8 / 2.1m/s <sup>2</sup>	4.9kg
Blade length	Order PNC	RRP ex VAT	RRP inc VAT
60cm / 24"	967 65 87-01		

### 522HS75X



Fine cut professional single sided hedge trimmer with high blade speed for fine trimming work. Low weight and low vibration design with leaf catcher

- Low Vib®
- Leaf catcher
- 4400 cuts/min blade speed
- Commercial gearbox
- Fine cut single sided blade

Displacement	Power output	Vibration levels F/R	Weight
21.7cm <sup>3</sup>	0.6kW / 0.8hp	2.9 / 1.8m/s <sup>2</sup>	5.0kg
Blade length	Order PNC	RRP ex VAT	RRP inc VAT
75cm / 30"	967 65 92-01		

### 522HDR60X



Coarse cut professional hedge trimmer with lower blade speed for higher cutting power. Low weight and low vibration with multi-position handle and open blade guard.

- Low Vib®
- Adjustable rear handle
- 3200 cuts/min blade speed
- Commercial gearbox
- Rough cut dual sided blade

Displacement	Power output	Vibration levels F/R	Weight
21.7cm <sup>3</sup>	0.6kW / 0.8hp	3.8 / 1.3m/s <sup>2</sup>	5.0kg
Blade length	Order PNC	RRP ex VAT	RRP inc VAT
60cm / 24"	967 65 83-01		

### 522HSR75X



Coarse cut professional single sided hedge trimmer with lower blade speed for higher cutting power. Low weight and low vibration design with leaf catcher

- Low Vib®
- Leaf catcher
- 3200 cuts/min blade speed
- Commercial gearbox
- Rough cut single sided blade

Displacement	Power output	Vibration levels F/R	Weight
21.7cm <sup>3</sup>	0.6kW / 0.8hp	2.9 / 1.8m/s <sup>2</sup>	5.0kg
Blade length	Order PNC	RRP ex VAT	RRP inc VAT
75cm / 30"	967 65 90-01		

### 522HDR75X



Coarse cut professional hedge trimmer with lower blade speed for higher cutting power. Low weight and low vibration with multi-position handle and open blade guard.

- Low Vib®
- Adjustable rear handle
- 3200 cuts/min blade speed
- Commercial gearbox
- Rough cut dual sided blade

Displacement	Power output	Vibration levels F/R	Weight
21.7cm <sup>3</sup>	0.6kW / 0.8hp	3.1 / 2.2m/s <sup>2</sup>	5.2kg
Blade length	Order PNC	RRP ex VAT	RRP inc VAT
75cm / 30"	967 65 84-01		

## HUSQVARNA RECOMMEND

### NEW Hedge Trimmer Spray



Keep your hedge trimmer blades clean and lubricated for better performance and reduced wear. Read more on page 317.

## POLE HEDGE TRIMMERS



Long reach petrol pole hedge trimmers designed for frequent use, products feature adjustable cutter bar for ergonomic trimming of ground cover and taller hedges. For professional applications select the long reach battery pole hedge trimmer, offering higher levels of torque versus petrol equivalents with much lower noise levels and no direct emissions.

**Ideal for applications including:**

- **Landscape maintenance**
- **Parks and public spaces**
- **Noise sensitive areas (battery)**
- **Ground cover**
- **Tall hedges**

### 525HE3



25cc pole hedge trimmer with high blade speed, designed for professional users. With a reach up to 3 meters reach and durable 135° angle adjustment, this versatile machine is suitable for both tall and low hedges.

- X-Torq®
- Rear bumper
- 4300 cuts/min blade speed
- Smart Start®
- Adjustable head
- Head adjustment 135°

Displacement	Power output	Vibration levels F/R	Weight
25.4cm <sup>3</sup>	1.0kW / 1.3hp	5.6 / 4.4m/s <sup>2</sup>	5.9kg
Blade length	Order PNC	RRP ex VAT	RRP inc VAT
60cm / 24"	967 94 49-01		

### 525HE4



25cc high reach pole hedge trimmer with 60cm cutter bar and high knife speed, designed for professional use. Up to 4 meters reach and durable 135° angle adjustment. Suitable for high, wide and low hedges.

- X-Torq®
- Rear bumper
- 4300 cuts/min blade speed
- Smart Start®
- Transport position
- Head adjustment 135°

Displacement	Power output	Vibration levels F/R	Weight
25.4cm <sup>3</sup>	1.0kW / 1.3hp	4.6 / 3.9m/s <sup>2</sup>	6.3kg
Blade length	Order PNC	RRP ex VAT	RRP inc VAT
60cm / 24"	967 94 51-01		

**520iHE3**




Highly efficient professional battery pole hedge trimmer with 3.5m reach, features adjustable cutter bar. Weatherproof (IPX4) with low noise and vibrations.

- Brushless motor
- Remote cutter adjustment
- 4000 cuts/min blade speed
- Keypad with savE™
- Transport position
- Head adjustment 120°

Voltage	Motor type	Vibration levels F/R	Weight
36V Li-ion	BLDC Brushless	3.5 / 2.5m/s <sup>2</sup>	4.1kg (excl. battery)
Model	Order PNC	RRP ex VAT	RRP inc VAT

Unit only - 55cm / 22" 967 91 58-13

**520iHT4**



Telescopic professional battery pole hedge trimmer with 4.5m reach, features adjustable cutter bar. Weatherproof (IPX4) with low noise and vibrations.

- Brushless motor
- Extended length 3.5 m
- 4000 cuts/min blade speed
- Keypad with savE™
- Transport position
- Head adjustment 120°

Voltage	Motor type	Vibration levels F/R	Weight
36V Li-ion	BLDC Brushless	2.0 / 1.7m/s <sup>2</sup>	5.3kg (excl. battery)
Model	Order PNC	RRP ex VAT	RRP inc VAT

Unit only - 55cm / 22" 967 97 12-03



**Locate your nearest dealer**

Visit: [www.husqvarna.com/uk/dealer-locator](http://www.husqvarna.com/uk/dealer-locator)

**HUSQVARNA RECOMMEND**

Working in wet conditions. Husqvarna rain clothing. Page 303



**H-TEAM RECOMMEND**

Hearing protection. See page 310



**SHARE** your stories and photos on your Facebook, Instagram and Twitter by tagging us.



**HusqvarnaUK**



**UK\_Husqvarna**



**HusqvarnaUK**



# TECHNICAL SPECIFICATIONS

	122HD45	122HD60	322HD60	522HD60X
<b>TECHNICAL SPECIFICATIONS</b>				
Cylinder displacement, cm <sup>3</sup>	21.7	21.7	21.7	21.7
Power output, kW	0.6	0.6	0.6	0.6
Sound pressure level at operators ear, dB(A)*	93	94	98	93
Sound power level guaranteed (LWA) dB(A)**	101	101	102	102
Equivalent vibration level (ahv, eq) front/rear handle, m/s <sup>2</sup> ***	2.9/4.9	4.1/3.6	4.4/2.9	2.8/2.1
Length cutting equipment, cm	45	60	60	60
Teeth opening, mm	28	28	30	30
Cutting speed, cuts/min	4050	4050	4,400	4400
Weight, kg	4.7	4.9	5.2	4.9
<b>FEATURES</b>				
Adjustable cutting head	—	—	—	—
Adjustable rear handle	—	●	●	●
Auto-return stop switch	●	●	●	●
Coarse Cut blades	—	—	—	—
Fuel pump	●	●	●	●
Low noise engine	●	●	●	—
Low Vib®	●	●	●	●
Rear impact guard	—	—	—	—
Remote control	—	—	—	—
Smart Start®	●	●	●	●
Standalone starter	—	—	—	●
Transport mode	—	—	—	—
X-Torq® engine	—	—	—	—

● = Available (●) = Accessory — = Not available \*Equivalent sound pressure level at the operator's ear, measured according to EN ISO 11806 and ISO 22868, dB(A). Reported data for equivalent sound pressure level for the machine has a typical statistical dispersion (standard deviation) of 1 dB(A). \*\*Noise emissions in the environment measured as sound power (LWA) in conformity with EC directive 2000/14/EC. Reported sound power level for the machine has been measured with the original cutting attachment that gives the highest level. The guaranteed sound power level includes variation in production as well as variation from the test code with 1–3 dB(A). \*\*\*Equivalent vibration levels (ahv, eq) at handles, measured according to EN ISO 11806 and ISO 22867, m/s<sup>2</sup>. Reported data for equivalent vibration level has a typical statistical dispersion (standard deviation) of 1 m/s<sup>2</sup>.

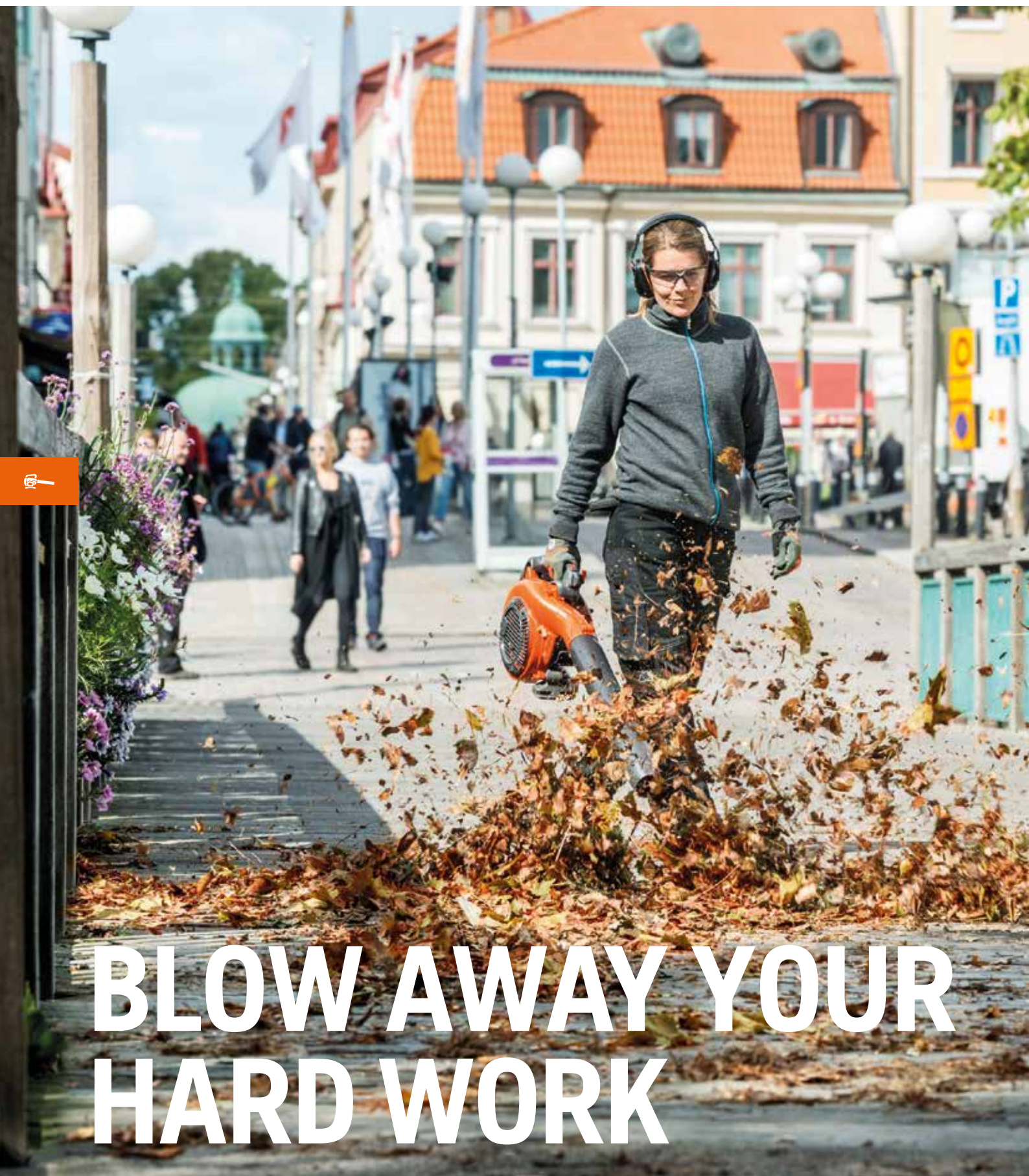
## ! ALWAYS USE GENUINE HUSQVARNA LUBRICANTS AND SPARE PARTS FOR YOUR HEDGE TRIMMER

These high quality spare parts and lubricants are developed to facilitate the care and maintenance of your Husqvarna equipment and enable trouble-free operation and storage. Husqvarna recommend regular service done by qualified technicians using only Genuine Husqvarna original or recommended spare parts. This will support the product's performance and lifetime. See your owner's manual or consult your Authorised Husqvarna dealer if any uncertainty occurs.

	522HDR60X	522HDR75X	522HS75X	522HSR75X	525HE3	525HE4
	21.7	21.7	21.7	21.7	25.4	25.4
	0.6	0.6	0.6	0.6	1.0	1.0
	93	93	93	93	96	93
	102	102	102	102	106	106
	3.8/1.3	3.1/2.2	2.9/1.8	2.9/1.8	3.1/4.0	5.4/2.4
	60	75	75	75	55	55
	30.5	30.5	30	30.5	29	29
	3200	3200	4400	3200	4300	4300
	5.0	5.2	5.0	5.0	6.35	6.4
	—	—	—	—	●	●
	●	●	—	—	—	—
	●	●	●	●	●	●
	●	●	—	●	—	—
	●	●	●	●	●	●
	—	—	—	—	—	—
	●	●	●	●	—	—
	—	—	—	—	—	●
	—	—	—	—	●	●
	●	●	●	●	●	●
	●	●	●	●	●	●
	—	—	—	—	—	●
	—	—	—	—	●	●



**NOMINAL POWER** A new machinery directive (2006/42/EC) came into force on January 1, 2010, requiring manufacturers to declare the nominal power of engines, in kilowatts (kW). The power rating of the engines indicated is the average net power output during a normal working situations and meets applicable noise regulations (at specified rpm, see owner manual) of a typical production engine for the engine model measured to SAE standard J 1349/ISO 1585. Mass production engines may differ from this value. Actual power output for the engine installed in the final machine will depend on the operating speed, environmental conditions and other variables.



# BLOW AWAY YOUR HARD WORK

Get rid of leaves, straw, grass, cobwebs, sand, gravel – as well as the hard work. Husqvarna blowers are designed with the user in focus. Efficient and enjoyable to work with and with a range of jobs in-mind, you can be sure these blowers will handle the task effortlessly.





## WHAT YOU GET AND HOW WE DO IT



### HIGH POWER

Husqvarna blowers – regardless of power source – have high specification engines with optimised power output. The 580BTS delivers an air force of an impressive 40N, whereas the 550iBTX battery blower delivers 21N.



### LOW NOISE

Our battery blowers offer very low noise, down to only 76.6 dB(A) on the 550iBTX. This provides a comfortable working situation for you and low disturbance for others when compared to petrol-driven machines. This makes them ideal for work in noise sensitive areas.



### LONG SERVICE INTERVALS

The extensive filter area on the large petrol-powered blowers means reduced wear on the blower and longer operating time between filter cleanings.



### LOW VIBRATIONS

Effective vibration damping relieves stress on the arms and hands to keep you alert and productive throughout the day.



### BLOW OR VACUUM

The 125BVX can easily be turned into vacuum mode, giving you the possibility to efficiently collect debris.



[husqvarna.com/leaf-blowers](https://husqvarna.com/leaf-blowers)



# BLOW THE HARD WORK AWAY

## BACKPACK BLOWERS MANAGE LARGER AREAS WITH EASE

Husqvarna's backpack blowers are powerful machines that offer the user total control. They are ideal for tackling large areas and long periods of heavy work.

- + Large areas
- + Outstanding blowing power
- + Top ergonomics



## HANDHELD BLOWERS VERSATILE AND EFFICIENT

Perfectly designed for efficient work in smaller to medium sized areas. Our handheld blowers combine high power with great balance, making them perfect for a variety of lighter as well as more demanding tasks. The handheld range includes both battery and petrol-powered blowers.

- + Small-medium sized areas
- + Great manoeuvrability
- + Petrol or battery power

**CARE**

Find out more on page 289
















## POWERFUL AND LIGHTWEIGHT BATTERY BLOWERS

They produce no fumes and less noise – and many times they're just as powerful as their petrol-fueled equivalents. An excellent choice for challenging tasks indoors. Our battery blowers also offer low weight and smart features, along with a well-balanced design. Last but not least, they're easy to use: starting and stopping with a single button press on the intuitive keypad.

[Read more about our battery series on page 14.](#)

# PRODUCT USE GUIDE

Use this guide to help you select the best product for your needs.

TYPE OF USE	MODEL	POWER SOURCE	DISPLACEMENT (CM³) / VOLTAGE	WEIGHT	TYPE	LEAVES, GRASS & HEDGE CLIPPINGS, LITTER AND DEBRIS					PAGE
						VACUUM	INDOOR USE				
								LOW DENSITY	MEDIUM DENSITY	LARGE DENSITY	
 OCCASIONAL USE (DOMESTIC / HOMEOWNER)	120iB		36V Li-ion	2kg*	Handheld		●	●			146
	120iBV		36V Li-ion	TBC	Handheld	●		●			146
	125B	Petrol	28cm³	4.3kg	Handheld			●			146
	125BVX	Petrol	28cm³	4.4kg	Handheld	●		●			147
 PART-TIME USE	325iB		36V Li-ion	2.4kg*	Handheld		●	●			147
	340iBT		36V Li-ion	6.3kg*	Backpack		●	●	●		147
	345BT	Petrol	517cm³	9.96kg	Backpack		●	●	●		147
	360BT	Petrol	656cm³	10.5kg	Backpack		●	●	●		147
 FULL-TIME USE (PROFESSIONAL)	525iB II		36V Li-ion	2.5kg*	Handheld		●	●	○		148
	530iBX		36V Li-ion	2.9kg*	Handheld		●	●	●		148
	525BX	Petrol	25.4cm³	4.3kg	Handheld			●	●		149
	550iBTX		36V Li-ion	6.3kg*	Backpack		●	●	●	○	149
	570BTS	Petrol	656cm³	11.2kg	Backpack			○	●	●	149
	580BTS	Petrol	756cm³	11.7kg	Backpack			○	●	●	149

The product selector is only to be used as a guide. Please visit your local Authorised Husqvarna dealer for more information.

\* Excluding battery ● Optimised solution (guideline only) ○ Capable solution but not optimal (guideline only)





OCCASIONAL / PART-TIME USE




Easy to use petrol and battery handheld blowers designed for domestic and part-time use. Products are ideal for clearing leaves and clippings around the home and garden. The battery handheld blower is ideal for use indoors and in enclosed spaces.

**Ideal for applications including:**

- Home and garden cleaning
- Path and driveways
- Noise sensitive areas (battery)
- Indoor and enclosed spaces (battery)

120iB

UPDATED



Lightweight easy to use battery blower designed for occasional use. Ideal for noise sensitive areas and use in covered spaces.

- 10.3 m<sup>3</sup>/min, 46m/s
- Brushless motor
- Kit includes B140 and C80
- In-line air outlet
- 3 performance modes

Voltage	Motor type	Vibration levels	Weight
36V Li-ion	BLDC Brushless	1.0m/s <sup>2</sup>	2kg (excl. battery)
Model	Order PNC	RRP ex VAT	RRP inc VAT
120iB Unit Only	967 97 61-01		
120iB Kit	967 97 61-03		

120iBV

NEW



Tackle leaves with the multi-purpose and multi-speed 120iBV cordless leaf blower. Easy transition from blower to vacuum without using a tool, a brushless motor for optimised runtime and power, and a compact size.

- Multiple power modes
- Brushless motor
- Kit includes B140 and C80
- Blower and vacuum combi
- Digital user interface

Voltage	Motor type	Vibration levels	Weight
36V Li-ion	BLDC Brushless	TBC	TBC
Model	Order PNC	RRP ex VAT	RRP inc VAT
120iBV Unit Only	970 64 98-02		
120iBV Kit	970 64 98-05		

125B



Ideal for homeowners, this well-balanced handheld blower combines power, ease of use and manoeuvrability.

- 12 m<sup>3</sup>/min, 58m/s
- Cruise Control
- Inline-outlet

Displacement	Power output	Vibration levels	Weight
28cm <sup>3</sup>	0.8kW / 1.0hp	11.1m/s <sup>2</sup>	4.3kg
Model	Order PNC	RRP ex VAT	RRP inc VAT
125B	952 71 56-43		



**125BVX**



Ideal for homeowners, this well-balanced handheld blower and vacuum combines power, ease of use and manoeuvrability.

- 12 m<sup>3</sup>/min, 58m/s
- In-line-outlet
- Vacuum kit
- Smart Start®
- Cruise Control

Displacement	Power output	Vibration levels	Weight
28cm <sup>3</sup>	0.8kW / 1.0hp	11.1m/s <sup>2</sup>	4.4kg
Model	Order PNC	RRP ex VAT	RRP inc VAT
125BVX	952 71 56-45		

**325iB** 



Lightweight easy to use battery blower designed for part-time use. Ideal for noise sensitive areas and use in covered spaces.

- 11.15 m<sup>3</sup>/min, 49m/s
- Brushless motor
- Boost effect
- 11N blow force
- Cruise Control

Voltage	Motor type	Vibration levels	Weight
36V Li-ion	BLDC Brushless	2.5m/s <sup>2</sup>	2.4kg (excl. battery)
Model	Order PNC	RRP ex VAT	RRP inc VAT
325iB Unit only	967 99 10-01		

**345BT** NEW



With such ergonomic excellence on your back and premium performance in your hand, this compact petrol backpack leaf blower gives maximum productivity with minimal strain

- 21.6 m<sup>3</sup>/min, 78.2m/s
- Easy cold starting
- Cruise Control
- 22N blow force
- Padded harness

Displacement	Power output	Vibration levels	Weight
51.7cm <sup>3</sup>	1.6kW / 2.2hp	6.1m/s <sup>2</sup>	9.96kg
Model	Order PNC	RRP ex VAT	RRP inc VAT
345BT	970 46 69-03		

**340iBT** 



Lightweight easy to use backpack battery blower designed for part-time use. Ideal for noise sensitive areas and use in covered spaces.

- 13.7 m<sup>3</sup>/min, 52m/s
- Brushless motor
- 2 battery slots
- In-line air outlet
- Intuitive LED keypad

Voltage	Motor type	Vibration levels	Weight
36V Li-ion	BLDC Brushless	0.1m/s <sup>2</sup>	6.3kg (excl. battery)
Model	Order PNC	RRP ex VAT	RRP inc VAT
340iBT Unit only	967 79 62-03		

**360BT** NEW



Powerful commercial-style backpack blower designed for demanding tasks.

- 25 m<sup>3</sup>/min, 104m/s
- High blowing capacity
- Cruise Control
- X-Torc®
- Easy cold starting
- Load reducing harness

Displacement	Power output	Vibration levels	Weight
65.6cm <sup>3</sup>	2.84kW / 3.81hp	1.5m/s <sup>2</sup>	10.5kg
Model	Order PNC	RRP ex VAT	RRP inc VAT
360BT	967 14 43-04		

**GUTTER KIT**



Kit designed to allow easy cleaning of gutters on lower buildings using your petrol blower. Uses airflow to remove leaves and debris, most effective when the leaves are dry. Total tube length 3 metres.

Fits to	Order PNC
125B / 125BVX	952 71 19-18



**Locate your nearest dealer**

Visit: [www.husqvarna.com/uk/dealer-locator](http://www.husqvarna.com/uk/dealer-locator)



## FULL-TIME USE




High performance petrol and battery handheld and backpack blowers designed for full-time professional use. With unique fan designs that generate high air velocity and powerful airflow the products are ideal for moving large volumes of dry or wet leaves and debris. Battery powered products are ideal for use in noise sensitive or enclosed spaces.

**Ideal for applications including:**

- **Landscape maintenance**
- **Parks and public spaces**
- **Inner city cleaning**
- **Noise sensitive areas (battery)**
- **Indoor and enclosed spaces (battery)**

### 525iB II



A powerful and low weight handheld battery blower designed for professional use. Weatherproof (IPX4) and low noise, ideal for use in noise sensitive areas.

- Brushless motor
- Weatherproof (IPX4)
- Cruise control & Boost

Voltage	Motor type	Vibration levels	Weight
36V Li-ion	BLDC Brushless	TBC	2.5kg (excl. battery)
Model	Order PNC	RRP ex VAT	RRP inc VAT

525iB Mark II Unit only 967 91 55-03

### 530iBX



High performance ultra low noise battery blower designed for professional use. Backpack battery only and weatherproof (IPX4) for maximum performance.

- 14.1 m<sup>3</sup>/min, 56.2m/s
- Brushless motor
- Cruise control & Boost
- 77.6dB(A) noise level
- Keypad with savE™
- Backpack battery use only

Voltage	Motor type	Vibration levels	Weight
36V Li-ion	BLDC Brushless	0.4m/s <sup>2</sup>	2.9kg (excl. battery)
Model	Order PNC	RRP ex VAT	RRP inc VAT

530iBX Unit only 967 94 14-06



**525BX**



Powerful, ultra low vibration handheld blower designed for professional use. Special fan and housing design and X-Torq® for high blowing capacity.

- 13 m<sup>3</sup>/min, 70m/s
- Smart Start®
- Inline-outlet
- X-Torq®
- Low Vib®
- Cruise Control

Displacement	Power output	Vibration levels	Weight
25.4cm <sup>3</sup>	0.85kW / 1.1hp	1.2m/s <sup>2</sup>	4.3kg
Model	Order PNC	RRP ex VAT	RRP inc VAT
525BX	967 28 42-01		

**570BTS**



High performance professional backpack blower designed for the movement of large volumes of debris spread over large areas.

- 22 m<sup>3</sup>/min, 106m/s
- Low Vib®
- Offset handle
- X-Torq®
- Ergo harness
- Cruise Control

Displacement	Power output	Vibration levels	Weight
65.6cm <sup>3</sup>	2.9kW / 3.8hp	1.8m/s <sup>2</sup>	11.2kg
Model	Order PNC	RRP ex VAT	RRP inc VAT
570BTS	966 62 94-01		

**550IBTX**



Powerful and ergonomic backpack battery blower for professional use. Extremely low noise and vibration levels and weatherproof (IPX4) giving maximum flexibility and productivity.

- 12.8 m<sup>3</sup>/min, 546m/s
- Brushless motor
- Cruise control & Boost
- 76.6dB(A) noise level
- Keypad with savE™
- Backpack battery use only

Voltage	Motor type	Vibration levels	Weight
36V Li-ion	BLDC Brushless	0.1m/s <sup>2</sup>	6.3kg (excl. battery)
Model	Order PNC	RRP ex VAT	RRP inc VAT
550IBTX Unit only	967 68 11-05		

**580BTS**



Our most powerful professional backpack blower designed for movement of the largest volumes of debris spread over large areas.

- 26 m<sup>3</sup>/min, 92m/s
- Low Vib®
- Ergo harness
- X-Torq®
- Air Injection™
- Offset handle

Displacement	Power output	Vibration levels	Weight
75.6cm <sup>3</sup>	3.1kW / 4.2hp	1.6m/s <sup>2</sup>	11.8kg
Model	Order PNC	RRP ex VAT	RRP inc VAT
580BTS	966 62 96-01		



# TECHNICAL SPECIFICATIONS

	125B	125BVX	
<b>TECHNICAL SPECIFICATIONS</b>			
Cylinder displacement, cm <sup>3</sup>	28	28	
Power output, kW	0.8	0.8	
Sound pressure level at operators ear, dB(A)*	94	94	
Sound pressure (15 m), dB(A)	70	70	
Sound power level guaranteed (LWA), dB(A)**	107	107	
Equivalent vibration level (ahv, eq) handle, m/s <sup>2</sup> ***	11.1	11.1	
Air speed, m/s	58.0	58.0	
Air flow in housing, m <sup>3</sup> /min	13.3	13.3	
Air flow in pipe, m <sup>3</sup> /min	12	12	
Vac bag capacity, litres	—	64.3	
Weight, kg	4.3	4.4	
<b>FEATURES</b>			
Adjustable handle	—	—	
Air Injection™	—	—	
Auto-return stop switch	●	●	
Comfort handle	—	●	
Commercial grade air filter	—	—	
Cruise control	●	●	
Ergonomic handle	—	—	
Ergonomic harness	—	—	
Fuel pump	●	●	
In lined outlet	●	●	
Low Vib®	—	—	
Mulching function	—	●	
Smart Start®	—	●	
Vac capable	—	●	
X-Torq® engine	—	—	

● = Available (●) = Accessory — = Not available \*Equivalent sound pressure level at the operator's ear, measured according to EN15503 dB (A). The equivalent sound pressure level value is calculated with a work cycle of a duration of 1/7 for idling and 6/7 for racing. Reported equivalent sound pressure level for the machine has a typical statistical dispersion (standard deviation) of 1 dB(A). \*\*Noise emissions in the environment measured as sound power (LWA) in conformity with EC directive 2000/14/EC. The guaranteed sound power level includes variation in production as well as variation from the test code with 1-3 dB(A). \*\*\*Equivalent vibrations levels (ahv, eq) at handles, measured according to EN15503, m/s<sup>2</sup>. The equivalent vibration level value is calculated with a work cycle of a duration of 1/7 idling and 6/7 for racing. Reported data for equivalent vibration level has a typical statistical dispersion (standard deviation of 1 m/s<sup>2</sup>).

**NOMINAL POWER** A new machinery directive (2006/42/EC) came into force on January 1, 2010, requiring manufacturers to declare the nominal power of engines, in kilowatts (kW). The power rating of the engines indicated is the average net power output during a normal working situations and meets applicable noise regulations (at specified rpm, see owner manual) of a typical production engine for the engine model measured to SAE standard J 1349/ISO 1585. Mass production engines may differ from this value. Actual power output for the engine installed in the final machine will depend on the operating speed, environmental conditions and other variables.



	345BT	360BT	525BX	570BTS	580BTS
	51.7	65.6	25.4	65.6	75.6
	16	2.84	0.85	29	31
	110	104	91	99	100
	78	77	71	76	77
	113	111	106	110	112
	6.1	2.5	1.2	1.8	1.6
	78.2	104	70.0	106	92.0
	21.6	25	13.9	28.0	29.0
	12.8	18	13	22	26
	—	—	—	—	—
	9.96	10.5	4.3	11.2	11.8
	—	●	—	●	●
	—	—	—	—	●
	●	●	●	—	—
	—	—	●	●	●
	—	—	●	●	●
	●	●	●	●	●
	—	—	●	●	●
	—	—	—	●	●
	●	●	●	●	●
	●	●	●	—	—
	—	—	●	●	●
	—	—	—	—	—
	—	—	●	—	—
	—	—	—	—	—
	—	●	●	●	●



## POWER CUTTERS

### K 535i



Battery power cutter designed for lighter concrete jobs. Ergonomic and low weight design makes it ideal for landscapers, pavers and roofers. Thanks to low vibration levels, slim design and centred placement of the blade, you get superior control compared to conventional cutters.

- 230mm / 9" blade
- Cutting depth 76mm / 3"
- Electric retarder
- Weatherproof (IPX4)
- Specially developed blades
- Keypad with savE™
- Integrated dust suppression
- Centred blade
- Simple blade change
- Rope eyelet

Voltage	Motor Type
36V Li-ion	BLDC Brushless
Vibration level	Weight
2.1 / 2.5m/s <sup>2</sup>	3.5kg (excl. battery)

Model	Order PNC	RRP ex VAT
K 535i unit only	967 79 59-01	
Unit + BLi200 & QC330	967 98 30-01	
Tacti-Cut S BAT 35s 9" blade	596 52 03-01	

### K 770



The K 770 is a powerful all-round power cutter. The light weight, outstanding power-to-weight ratio, reliable start and exceptionally low vibrations mean less strain and maximised productivity.

- X-Torq®
- Active Air Filtration™
- SmartCarb™
- DuraStarter™
- Low Vib®
- SmartTension™
- Supplied with Tacti-Cut S 50 / + blade
- Cutting depth 100mm (12" / 300mm)
- Cutting depth 125mm (14" / 350mm)

Displacement	Power output
74cm <sup>3</sup>	3.7kW
Vibration level	Weight
2.4 / 2.4m/s <sup>2</sup>	10 / 10.1kg

Model	Order PNC	RRP ex VAT
K 770 12" with blade	967 80 86-01	
Tacti-Cut S 50 12"blade	579 81 64-11	
K 770 14" with blade	967 68 21-01	
Tacti-Cut S 50 14"blade	579 81 56-20	

### K 1 PACE



The K 1 PACE is a high power battery disc cutter which has the power and performance you expect from equivalent petrol-powered cutters. Ergonomic and user-friendly with low vibrations, optimally balanced machine and zero direct emissions.

- Cutting depth 119mm (12" / 300mm)
- Cutting depth 136.5mm (14" / 350mm)
- X-Halt™ brake function for operational safety
- Weatherproof (IPX4)
- Specially developed blades®
- PACE 94v battery system

Voltage	Motor type
94V Li-on	BLDC (brushless)
Vibration level	Weight
2.2 / 1.2m/s <sup>2</sup>	7.2 / 7.4kg (excl. battery and blade)

Model	Order PNC	RRP ex VAT
K 1 PACE 12"	970 44 58-03	
Tacti-Cut S35 S BAT 300mm	536 58 84-13	
K 1 PACE 14"	970 51 92-01	
Tacti-Cut S35 S BAT 350mm	529 66 39-01	

## DRILLING

### DM 540i



The DM 540i is a powerful battery drill motor optimised for handheld drilling of diameters up to 75 mm. It can be used in light reinforced concrete for both wet and dry drilling and other suitable materials including bricks and light weight blocks. DM 540i can be used with the DS 150 drill stand for drilling of diameters up to 100 mm.

Voltage	Motor type	Weight
36V Li-on	BLDC (brushless)	4.9kg (excl battery)
Model	Order PNC	RRP ex VAT
DM 540i	970 49 37-01	

## FLOOR SAWS

### FS 305



The FS 305 is our lightweight and compact petrol push floor saw for asphalt and concrete cutting. Ideal for job sites that are difficult to access and for small repair jobs. It is very easy to handle and can be transported in a small vehicle.

- Low vibrations
- Low maintenance
- Cutting depth 125mm (14" / 350mm)

Power	Fuel	Vibration level	Weight
3.6kW	Petrol	4.7 / 4.4m/s <sup>2</sup>	54kg
Model	Order PNC	RRP ex VAT	
FS 305	965 15 00-26		

### FS 400LV



The FS 400 LV is a convenient all-round petrol push floor saw. The adjustable handle ensures an ergonomic working position. Perfect weight distribution gives excellent stability while sawing. Ideal for small road repair jobs in concrete or asphalt.

- Easy to operate and transport
- Large integrated water tank
- Cutting depth 162mm (18" / 450mm)

Power	Fuel	Vibration level	Weight
8.7kW	Petrol	3.5 / 3.5m/s <sup>2</sup>	99kg
Model	Order PNC	RRP ex VAT	
FS 400LV	965 14 82-01		

## MASONRY SAWS

### TS 350 E



The TS 350 E is an efficient universal masonry saw with high cutting capacity for all kinds of bricks and building blocks. You can easily plunge or bevel cut at 45 degrees for maximum versatility. The robust single-piece frame with integrated conveyor rails gives great rigidity and provides longer product life.

- Foldable legs
- Versatile and easy

- Cutting depth 100mm (200mm step cutting)

Power	Voltage	Weight
1.5kW	110 V	92kg
Model	Order PNC	RRP ex VAT
TS 350 E	965 14 80-03	

### TS 400 F



The TS 400 F is an efficient universal masonry saw with high cutting capacity for all kinds of bricks and building blocks. You can easily plunge or bevel cut at 45 degrees for maximum versatility. The robust single-piece frame with integrated conveyor rails gives great rigidity and provides longer product life.

- Foldable legs
- Easy to set-up

- Cutting depth 125mm (230mm step cutting)

Power	Voltage	Weight
1.5kW	110 V	96kg
Model	Order PNC	RRP ex VAT
TS 400 F	965 14 81-07	

## TAMPING RAMMERS

### LT 5005



The LT 5005 is a well-balanced and lightweight yet powerful rammer, developed for efficient compaction of granular and cohesive soils such as clay and silt. Ideal for compaction in trenches or other narrow spaces, for example around pillars and pipes.

- Honda GXR 120 engine, specifically for rammers
- Two versions - 150 and 230mm plate width

Power	Fuel	Vibration level	Weight
2.7kW	Petrol	6.4m/s <sup>2</sup>	61 / 62kg
Model	Order PNC	RRP ex VAT	
LT 5005 6"	967 85 46-04		
LT 5005 9"	967 85 46-03		



[husqvarna.com/power-cutters](https://husqvarna.com/power-cutters)

## FORWARD PLATE COMPACTORS

### LF 50 L



The LF 50 L is an ideal forward plate for smaller projects like pathways and is easy to lift and transport. The exclusive, patented low-vibration handle protects you from unhealthy vibration levels and the compact design with foldable handle make transportation and storage easy.

- Flat bottom plate
- Block paving kit available
- Wheel kit available

Power	Fuel	Vibration level	Weight
2.3kW	Petrol	6.9 (1.8 with reduced handle m/s <sup>2</sup> )	53kg
Model	Order PNC	RRP ex VAT	
LF 50 L	967 85 47-02		

### LF 80 L



The LF 80 L is a fast and hard-hitting forward plate which can also be fitted with a water tank. The exclusive, patented low-vibration handle protects you from unhealthy vibration levels and the compact design with foldable handle makes transportation and storage easy.

- Convex bottom plate enables use of water and reduce marks
- Block paving kit available
- Wheel kit available

Power	Fuel	Vibration level	Weight
3.6kW	Petrol	6.7 (1.2 with reduced handle m/s <sup>2</sup> )	84kg
Model	Order PNC	RRP ex VAT	
LF 80 L	967 85 50-01		



# WHATEVER YOU LOOK FOR IN A MOWER

When you're looking for a lawn mower there are many questions you will ask, and we have an extensive range of grass cutting machines to answer all of them. From self-propelled mowers to ride-on machines, different cutting methods, and attachments to give more versatility and year round use. Most of all, choosing Husqvarna means you can be sure you are buying a machine that delivers the results you expect and has the quality to keep doing this year after year.



- + Fully automatic
- + Excellent lawn quality
- + Outstanding slope performance
- + Li-ion battery power
- + Quiet operation
- + No handling of grass clippings
- + Connectivity

## AUTOMOWER® ROBOTIC LAWN MOWERS PERFECT RESULTS, EVEN IN SLOPES AND COMPLEX AREAS

If a well-kept lawn is at the top of your wish list and lawn mowing is close to the bottom, then a robotic lawn mower will give you the best solution. In fact, unless you are a really skilled lawn care specialist, you'll hardly be able to beat this robot when it comes to producing an excellent result. On especially demanding lawns, you can rely on the hard working robotic mower Automower® AWD, where the excellent all-wheel-drive easily handles slopes of up to 70%, around the clock, day in day out.



## WALK BEHIND LAWN MOWERS TRADITIONAL LAWN MOWING JUST GOT EASIER

For those who have decided on having a walk behind lawn mower, we can offer a range of machines that will fit many different types of lawns and users. If you want the versatility of different cutting methods, we recommend the collector models which also give you both mulching and rear-eject options when mowing your lawn. Because we understand that every lawn is different, you'll find a machine that has all the features you need for great results and enjoyable work.

- + Outstanding manoeuvrability
- + Versatile cutting system
- + Collector
- + BioClip®
- + Available with battery power
- + Connectivity



## ZERO-TURN MOWERS REMARKABLE RESULTS ON LARGE AREAS

If high capacity, excellent cutting results and precise manoeuvring is the combination for you, look no further. Husqvarna zero-turn mowers not only offer high levels of productivity, but are engineered to withstand the demands of any mowing job. Cutting edge ergonomics and comfort features provide everything needed to meet the requirements of demanding residential applications as well as commercial landscapers.

- + Outstanding manoeuvrability
- + Versatile cutting system
- + ClearCut™ cutting deck
- + Zero turning radius
- + Outstanding comfort

## RIDERS SUPERB IN TIGHT AND HARD TO REACH SPACES

If you want to enjoy the ride while easily getting around every obstacle, then the Husqvarna Rider is undoubtedly the mower for you. It has many features and also a wide range of attachments to get the job done. The articulated steering gives the Rider excellent manoeuvrability and a small turning radius. The front-mounted deck can cut under hard to reach places, such as bushes or along fences with no problems.



- + Outstanding manoeuvrability
- + Versatile cutting system
- + BioClip®
- + Year round use
- + Collection
- + Connectivity

## GARDEN TRACTORS YOUR GARDEN WORK HORSE

With high quality performance and easy operation, the Husqvarna tractors bring versatility to the garden workload. Their wide range of attachments and a built-in choice of cutting methods give our garden tractors excellent versatility. Ideal for efficient lawn care and various tasks around your land. The Husqvarna tractors can be fitted with trailers, spreaders, snow throwers and more, turning them into year round garden work horses.

- + Versatile cutting system
- + Collector
- + BioClip®
- + Year round use
- + Outstanding comfort





# A PERFECTLY CUT LAWN 24/7

What does it take to make a robotic mower that can work around the clock to deliver a well-kept lawn in every garden – despite bad weather, complex shapes, steep slopes, narrow passages and other obstacles? We would say, it takes over 25 years of innovation, testing and refinement. Since 1995 we have been developing the original Husqvarna Automower® robotic mowers into the most proven, reliable and extensive range available, with one to suit any garden.



[husqvarna.com/robotic-lawn-mowers](https://husqvarna.com/robotic-lawn-mowers)

## WHAT YOU GET AND HOW WE DO IT



### INSTALL AND FORGET

Husqvarna Automower® robotic mowers are equipped with advanced technical solutions to deliver the highest level of reliability, quality and mowing results. This means maintenance-free operation and minimum service, giving you more free time to focus on the things that really matter.



### BEAUTIFUL RESULTS

Uniquely-designed cutting system – three razor-like carbon steel cutting blades, placed behind a skid plate, making clean cuts. Shorter clippings means better fertilising, excellent cutting result with no moss and less energy consumption. And no clippings to rake and dispose of.



### SUPERIOR SLOPE PERFORMANCE

Husqvarna's all-wheel drive robotic mower will make easy work out of the most demanding lawns. Since it manages slopes of up to an impressive 70% (35°) incline, it delivers perfect results even for the most challenging of areas.



### HAPPY NEIGHBOURS

Our environmentally-conscious robotic lawn mowers are powered by battery. They cut the grass without harmful direct emissions and are very quiet. Neither you nor your neighbours will notice the mower rolling around doing its job.



### CONNECTIVITY

Our free of charge mobile app allow you to communicate easily with your mower (except model 105). Automower® Connect from anywhere via the mobile phone network or the short distance solution Automower® Connect@HOME via Bluetooth®.





# ROBOTIC MOWERS

Drive motors with Ultrasilent technology enable extremely low noise levels

Remote object detection makes the mower slow down before bumping into an object

Automower® Access – interact intuitively via high resolution colour display and jog wheel (Automower® 435X AWD)

Low weight and smart design allows for high capacity and low energy consumption

All-wheel-drive and unique articulated body design with excellent manoeuvrability – for complex and steep gardens

## EXCELLENT SLOPE PERFORMANCE

Thanks to the all-wheel-drive, Husqvarna Automower® AWD can cope with slopes up to 70% (35°) whereas other models manage slopes of up to 45% (24°).

GPS-assisted navigation ensures uniform cutting result in complex gardens

Energy efficient LED lights for better visibility during night time mowing

Weather timer automatically adapts the amount of mowing to the lawn growth rate – for a carefree operation



# CARE

Find out more on page 289

## GPS-ASSISTED NAVIGATION FOR OPTIMAL MOWING IN COMPLEX AREAS

Husqvarna Automower® X-Line & 500 Series have an onboard GPS system that creates a map of the lawn. The robotic mower knows exactly which parts of the lawn it has covered and optimises the mowing pattern automatically.



## AUTOMOWER® CONNECT JUST ADD A SMARTPHONE

Automower® Connect is a feature that gives you full control of the mower right in your smartphone. You can send start, stop and park commands, check and adjust the settings, and also receive alarms and track your mower's position in case of theft – wherever you are. Standard on X-Line, 500 Series and AWD models. **Read more on page 176.**

**10 YEARS OF FREE CONNECTIVITY INCLUDED!**



## WHY A HUSQVARNA AUTOMOWER® ROBOTIC MOWER WILL IMPROVE THE QUALITY OF YOUR LAWN

Husqvarna Automower® uses razor-sharp blades to cut every blade of grass little by little, resulting in a lush, green lawn that conventional blades cannot achieve. The lawn is mowed frequently, in rain and shine, producing grass clippings so small that no collection is needed. The clippings become natural fertiliser, keeping your lawn lush, green and moss free.

The Weather timer function adapts the time spent mowing so Husqvarna Automower® works more in periods of strong grass growth and less in dry, sunny weather. And the electric cutting height adjustment enables you to adjust the length of your grass with a simple push of a button on the keypad, or remotely with the Automower® Connect smartphone app (X-Line and 500 Series models only).



## WORKING HOURS

Your robotic mower shouldn't be working while your family members want to play and relax on the lawn. Make sure you choose a Husqvarna Automower® with enough capacity to mow the entire lawn during the time when your lawn is free of activity. All models are ideally suited to night time operation, the low noise levels ensure there is no disturbance.



## EVERY GARDEN IS UNIQUE – INCLUDING YOURS

That said, the many different models in the wide Automower® range cover everything from smaller urban gardens to challenging areas up to 5,000m². Ensuring full coverage of complex lawns with remote areas and narrow spaces is a hallmark of the Automower® robotic mower. Tough slopes and uneven ground are matched by large wheels, low centre of gravity and optimized balance. If you have a garden with extreme challenges, our all-wheel drive model can tackle slopes up to an impressive 70 %.

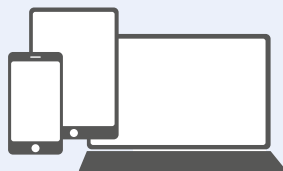
## NO NOISE, NO FUMES, NO WORRIES

Automower® will make good friends with your garden as well as your neighbours. It keeps your lawn in shape using a minimal amount of energy, it requires no petrol or oil, and there are no emissions or fumes. Automower® also has the lowest perceived noise levels on the market. With its low energy consumption, and no fuel or emissions to worry about, Automower® is an eco-smart choice.

## THINGS TO CONSIDER WHEN BUYING A HUSQVARNA AUTOMOWER® ROBOTIC MOWER

To decide which robotic mower is most suitable for your needs, there are a few things to consider as mentioned below: Your desired working hours, the size of your lawn and the complexity in terms of slopes, shape, passages and other obstacles. Visit the Robotic Lawn Mower section on the Husqvarna website for more information and guidance. There you will also find our interactive Automower® Garden Guide to help you decide.

READ MORE AT  
[HUSQVARNA.COM/UK](https://www.husqvarna.com/uk)





# HOW IT WORKS!

Cutting little and often, leads to more efficient cutting and healthier grass.



**Boundary wire**

**Guide wire**

## Irregular movement pattern

## It's easy to set up

The working area and areas you want your Automower® robotic mower to avoid are defined by a boundary wire, which is easily laid out around the desired cutting area.

Visit [husqvarna.com](http://husqvarna.com) to learn more.

## Navigation

- + The boundary and guide wires are staked to the lawn or buried just below the surface. A staked wire disappears into the lawn after a few weeks.
- + The mower stays inside the boundary wire laid around the perimeter of the working area.
- + The charging station transmits a signal to the wire that guides the mower where to cut and also guides it to the charging station.

- + No need for specific programming.
- + Covers all parts even if the lawn is complex and/or contains trees, flowerbeds, passages, etc.
- + Allows the grass to get cut from different directions, creating a smooth carpet-like surface.

WEEK 1

WEEK 2

WEEK 3

WEEK 4



## TRADITIONAL VS AUTOMATIC MOWING TECHNIQUE

The principal function of the Husqvarna Automower® provides the service of a well cut lawn, not just a lawn mower. Things like horsepower, cutting width and technical details become less important with a Husqvarna Automower® that cuts your lawn day in, and day out.



## Recharging

When it's time to recharge, the robotic mower finds the charger by using one of three methods:

- By picking up a signal from the charging station antenna.
- By following the guide wire back to the charging station.
- By following the boundary wire until it's within reach of the home signal.



**THE  
WORLD LEADER  
IN ROBOTIC  
MOWING**

**Husqvarna  
Automower®  
buying guide**



[husqvarna.com/roboticbuyingguide](https://husqvarna.com/roboticbuyingguide)

**! TO FIND OUT MORE AND SEE AUTOMOWER®  
IN ACTION, FOLLOW US ON SOCIAL:**

 [WWW.YOUTUBE.COM/HUSQVARNAUK](https://www.youtube.com/husqvarnauk)

 [@HUSQVARNAUK](https://www.instagram.com/husqvarnauk)

## Efficient cutting technique

- + The grass is cut with three fine, razor-sharp blades.
- + The three free-hanging blades are mounted on a disc and are easily replaced.
- + The blades can rotate back into the disc to minimize damage, should they hit hard objects – stones, branches, etc.
- + The grass clippings are so fine and small they don't need to be collected.

## Impressive cutting result

Automower® uses razor-sharp blades to cut every blade of grass, resulting in a lush, green lawn that conventional blades cannot achieve. The grass clippings become a natural fertilizer, helping to keep lawns lush, green and moss free.

## Collision and lift sensors

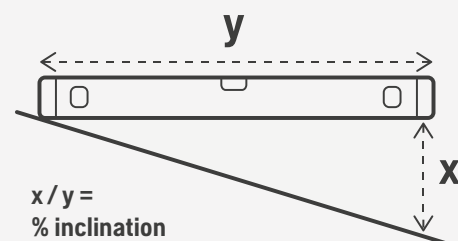
Collision and lift sensors increase safety. When the mower runs into an object it'll reverse, turn and choose another direction. If it's lifted, the blade and mower will stop immediately.

## Mowing cycle

- + The concept is to keep short grass short.
- + Automower® finds the charging station automatically.
- + Charges for approximately 60 minutes.
- + Resumes mowing, day in and day out regardless of the weather (except snow).

## How to calculate your lawn's inclination

Place a spirit level on the ground and hold it horizontally level. Measure the distance to the ground from the end of the level that does not meet the ground. Then divide that distance by the length of the level. The result you get is the inclination in %. An example: If the distance is 10 cm and the length of your spirit level is 50 cm, the inclination is 20%.





# THE BENEFITS OF HUSQVARNA AUTOMOWER®



## MORE FREE TIME

Husqvarna Automower® robotic mowers free you from the chore of cutting your lawn allowing you to spend time on the things that really matter.



## NO CLIPPINGS

Husqvarna Automower® cut little and often recycling the micro-clippings back into the soil as natural fertiliser improving lawn health.



## ADVANCED NAVIGATION

Several navigation tools, including GPS (on X-Line & 500 Series), ensure Husqvarna Automower® covers your entire lawn, even in complex gardens.



## NO NOISE. NO FUSS

You'll hardly notice it as it rolls around your garden doing its job quickly, quietly and efficiently. No noise, no fuss – just a great looking lawn.



## AUTOMOWER® CONNECT

Control the operation of your Husqvarna Automower® from your iOS or Android smartphone, including location and theft alarm.



## WORKS IN THE RAIN

Husqvarna Automower® gives you great cutting results in any type of weather. Its vital parts are safely protected from rain, as well as dust and grass clippings.



## MANAGES STEEP SLOPES

Husqvarna Automower® can cope with slopes up to 70% (35°), thanks to optimised design and smart behaviour.



## MANAGES PASSAGES

Husqvarna Automower® senses narrow passages and finds its way through even the narrowest gaps.



## LOW ENERGY CONSUMPTION

Husqvarna Automower® uses as little as 20W energy when in use, comparable to an traditional style light bulb.



## NO TRACK MARKS

Husqvarna Automower® varies its route back to the charger in order to avoid damage and ugly tracks. Mowing in a seemingly random pattern, gives a carpet-like lawn, throughout your garden.



## SMART HOME INTEGRATION

Automower® Connect using the smart phone app allows you to integrate your Husqvarna Automower® into your Smart Home. Giving you complete control.



## SUSTAINABILITY FIRST

Battery-powered Automower® reduces CO<sub>2</sub> emissions significantly for increased sustainability.



## CUTS UNEVEN LAWNS

Large wheels and a clever chassis design ensures a perfect result even on a rough lawn.



## WEATHER TIMER

Automatically adjusts the mowing frequency depending on the growth conditions of your lawn. For example in drought conditions mowing frequency is reduced.

## X-LINE A FULLY-FEATURED RANGE OF ROBOTIC MOWERS

Husqvarna X-Line is our most fully-featured range, designed for those who want the most advanced robotic mower. These robotic mowers are equipped with the X-Line equipment package, including:

- Automower® Connect with GPS theft tracking
- GPS assisted navigation
- LED headlights
- Front rubber bumper
- X-Line body design.



# Discover NERA

## Robotic mowing without boundary wires

Husqvarna Automower® NERA is a new era of robotic lawn mowers without perimeter wire. Optimised for larger lawns, the range consists of Automower® 320 NERA, Automower® 430X NERA and Automower® 450X NERA.

Designed to aesthetic perfection and equipped with next-generation intelligence, Automower® NERA easily tackles the rough terrain, tight corners and slopes of your large and complex lawn with precision accuracy, giving you the perfect lawn. From its optional wire-free installation to its smart features like object avoidance, every aspect of mowing has been optimised with you in mind – enabling more time than ever for you to enjoy your garden.



### Object avoidance How EPOS works without perimeter wires



Husqvarna EPOS™ is the latest technology available for residential Automower® robotic lawn mowers. The satellite-based technology enables the mower to work within precise wire-free boundaries. All you need is your mobile phone and the Automower® Connect app to easily define the virtual boundaries. Flexible work areas and temporary stay out zones can be created giving you customisable zone control. Husqvarna's intelligent satellite technology delivers centimeter level accuracy in seconds and requires an unimpeded sky view to ensure optimal technical conditions. We offer mandatory garden checks to ensure a hassle free installation of Husqvarna EPOS™.

### Object avoidance

Intelligent object avoidance through radar technology ensures precision cutting, reducing the risk of unplanned stops. When the mower detects an object on the lawn it turns away to avoid impact. Available on 430X NERA and 450X NERA models.



**LEARN MORE**

Learn more about Automower® NERA and installation at [Husqvarna.com/NERA](https://Husqvarna.com/NERA)

### + AUTOMOWER® GARDEN GUIDE


You can also find out which Husqvarna Automower® is best for you and your garden by using our interactive garden guide. Simply follow the basic steps to give us more information about your garden. It will show the Husqvarna Automower® model/s best suited to your needs.

Visit the Automower® Buying Guide at [automower.husqvarna.com/uk/](https://automower.husqvarna.com/uk/)



### ! YOUR AUTHORISED HUSQVARNA DEALER CAN ASSIST WITH ADVICE AND INSTALLATION SERVICE

Consulting your Authorised Husqvarna dealer is always a good way to secure that you get the optimal model of Husqvarna Automower® for you and your garden. To secure maximum convenience and trouble-free operation, we recommend that you also let the dealer take care of the installation in your garden.

 To find your nearest dealer visit [husqvarna.com/uk/dealer-locator](https://husqvarna.com/uk/dealer-locator)


















# PRODUCT USE GUIDE

Use this guide to help you select the best product for your needs.

AUTOMOWER® SERIES	AUTOMOWER® MODEL	X-LINE FEATURE PACKAGE	MAXIMUM WORKING AREA	AREA PER HOUR	MAXIMUM INCLINE	GUIDANCE			
						SEARCH SYSTEM	BOUNDARY SYSTEM	GUIDE WIRES	AREA COMPLEXITY
100 / 300 SERIES (DOMESTIC)	AUTOMOWER® Aspire™ R4 <b>NEW</b>		400m²	45m²	25% / 22°	Singlesearch	Wire	1	●○○○○
	AUTOMOWER® 105		600m²	43m²	25% / 14°	Singlesearch	Wire	1	●○○○○
	AUTOMOWER® 305		600m²	60m²	40% / 22°	Triplesearch	Wire	1	●●○○○
	AUTOMOWER® 310 Mark II		1.000m²	55m²	40% / 22°	Triplesearch	Wire	1	●●○○○
	AUTOMOWER® 315 Mark II		1.500m²	70m²	40% / 22°	Triplesearch	Wire	1	●●○○○
	AUTOMOWER® 320 NERA <b>NEW</b>		2.200m²	90m²	50% / 25°	Quadsearch / RTK-GNSS*	Wire / Virtual*	2 / EPOS Guidance*	●●○○○
400 SERIES (DOMESTIC / LANDOWNER)	AUTOMOWER® 405X	●	600m²	62.5m²	40% / 22°	Triplesearch	Wire	1	●●●○○
	AUTOMOWER® 415X	●	1.500m²	62.5m²	40% / 22°	Triplesearch	Wire	1	●●●○○
	AUTOMOWER® 430X NERA <b>NEW</b>	●	3.200m²	130m²	50% / 25°	Quadsearch / RTK-GNSS*	Wire / Virtual*	2 / EPOS Guidance*	●●●○○
	AUTOMOWER® 435X AWD	●	3.500m²	145m²	70% / 35°	Quadsearch	Wire	2	●●●○○
	AUTOMOWER® 450X NERA <b>NEW</b>	●	5.000m²	210m²	50% / 25°	Quadsearch / RTK-GNSS*	Wire / Virtual*	2 / EPOS Guidance*	●●●●●
500 SERIES (COMMERCIAL)	AUTOMOWER® 520		2.200m²	90m²	45% / 24.5°	Pentasearch	Wire	3	●●●●●
	AUTOMOWER® 535 AWD		3.500m²	145m²	70% / 35°	Pentasearch	Wire	3	●●●●●
	AUTOMOWER® 550		5.000m²	210m²	45% / 24.5°	Pentasearch	Wire	3	●●●●●
	AUTOMOWER® 550 EPOS		15.000m²	210m²	45% / 24.5°	RTK-GNSS	Virtual	EPOS Guidance	●●●●●+

The product selector is only to be used as a guide. Please visit your local Authorised Husqvarna dealer for more information.  
 ○ - Capable solution but not optimal (guideline only)  
 ○\* - Available as an accessory

CONNECTIVITY & CONTROL						SMART HOME ECO SYSTEM				APPLICATIONS			PAGE
AUTOMOWER® CONNECT@ HOME	AUTOMOWER® CONNECT	FLEET SERVICE™	HIGH SECURITY COMMERCIAL INTERFACE	CLUB SOLUTION			 						
						GARDENA	SMART SPEAKERS	IFTTT	OPEN API	DOMESTIC	GROUND CARE	SPORTS TURF	
●	●					●	●	●	●	●			10
										●			166
●	○*					○*	○*	○*	○*	●			166
●	○*					○*	○*	○*	○*	●			167
●	○*					○*	○*	○*	○*	●			167
●	●					○*	○*	○*	○*	●			167
●	●					●	●	●	●	●	○		168
●	●					●	●	●	●	●	○		168
●	●					●	●	●	●	●	○		169
●	●					●	●	●	●	●	○		169
●	●					●	●	●	●	●	○		169
●	●	●	●			●	●	●	●	○	●	●	174
●	●	●	●			●	●	●	●	○	●	●	174
●	●	●	●	●		●	●	●	●	○	●	●	175
●	●	●	●			●	●	●	●	○	●	●	175





# 100 / 300 SERIES



The 100 Series is designed for domestic use on smaller flat lawns. Just like the larger models, the 100 series delivers excellent cutting results. 300 Series robotic mowers are ideal for small to mid-sized lawns with some complexity and slopes. Additional 300 series features include weather timer which adjusts the mowing frequency to match the grass growth rate and automatic passage handling for reliable navigation of narrow areas.

**Ideal for applications including:**

- **Small to medium lawns**
- **Areas with some complexity**
- **Slopes up to 40% (300 series)**
- **Passages (300 series)**
- **Multiple machines per installation**
- **Night time mowing**

## AUTOMOWER® 105



Reliable robotic mower for smaller less complex lawns up to 600m<sup>2</sup>. Ideal for replacing a traditional pedestrian lawnmower.

- Lift & tilt sensors
- Anti-theft alarm

Working Area	Area per hour	Maximum incline	Area Complexity
600m <sup>2</sup>	43m <sup>2</sup>	25% / 14°	● ○ ○ ○ ○
Cutting height	Noise level	Search system	Power consumption
20 - 50mm	61dB(A)	Singlesearch (1)	20W
Model	Order PNC	RRP ex VAT	RRP inc VAT
Automower® 105	967 64 54-03		

## AUTOMOWER® 305



Highly specified robotic mower for areas up to 600m<sup>2</sup>, designed to handle lawns with some complexity and slopes. Ideal for replacing a smaller pedestrian lawnmower.

- Lift & tilt sensors
- Systematic passage mowing
- Automower® Connect @ home
- Frost sensor
- Anti-theft alarm
- Automower® Connect capable
- Weather timer
- Hose washable

Working Area	Area per hour	Maximum incline	Area Complexity
600m <sup>2</sup>	60m <sup>2</sup>	40% / 22°	● ● ○ ○ ○
Cutting height	Noise level	Search system	Power consumption
20 - 60mm	60 dB(A)	Triplesearch (3)	20W
Model	Order PNC	RRP ex VAT	RRP inc VAT
Automower® 305	967 97 40-03		



**AUTOMOWER® 310 Mark II**



Highly specified robotic mower for areas up to 1,000m<sup>2</sup>, designed to handle lawns with complexity and slopes. Ideal for replacing a medium size pedestrian lawnmower.

- Lift & tilt sensors
- Systematic passage mowing
- Automower® Connect @ home
- Frost sensor
- Balance and slope control
- Anti-theft alarm
- Automower® Connect capable
- Weather timer
- Hose washable
- Spot cutting mode

Working Area	Area per hour	Maximum incline	Area Complexity
1,000m <sup>2</sup>	56m <sup>2</sup>	40% / 22°	● ● ○ ○ ○
Cutting height	Noise level	Search system	Power consumption
20 - 50mm	60dB(A)	Triplesearch (3)	20W
Model	Order PNC	RRP ex VAT	RRP inc VAT

Automower® 310 Mark II 970 52 67-03

**AUTOMOWER® 315 Mark II**



Highly specified robotic mower for areas up to 1,500m<sup>2</sup>, designed to handle lawns with complexity and slopes. Ideal for replacing a medium size pedestrian lawnmower.

- Lift & tilt sensors
- Systematic passage mowing
- Automower® Connect @ home
- Frost sensor
- Balance and slope control
- Anti-theft alarm
- Automower® Connect capable
- Weather timer
- Hose washable
- Spot cutting mode

Working Area	Area per hour	Maximum incline	Area Complexity
1,500m <sup>2</sup>	56m <sup>2</sup>	40% / 22°	● ● ○ ○ ○
Cutting height	Noise level	Search system	Power consumption
20 - 50mm	60dB(A)	Triplesearch (3)	20W
Model	Order PNC	RRP ex VAT	RRP inc VAT

Automower® 315 Mark II 970 52 68-03

**AUTOMOWER® 320 NERA** **EPOS** **NEW**



A high-performance model for lawns up to 2200m<sup>2</sup>, Automower® 320 NERA offers a premium cutting experience, robust design and reliable operation. Precision mowing is available through wire-free installation with the Husqvarna EPOS™ Plug-in Kit and Automower® Connect access from your smartphone.

- Boundary Wire Free Installation Capable
- Automower® Accessory Port
- Systematic Passage Mowing
- Electric height adjustment
- Easy Cleaning
- Husqvarna EPOS technology
- Automower® Connect
- Automower® Access
- Frost Guard

Working Area	Area per hour	Maximum incline	Area Complexity
2200m <sup>2</sup>	90m <sup>2</sup>	50% / 27°	● ● ○ ○ ○
Cutting height	Noise level	Search system	Power consumption
20 - 60mm	58dB(A)	Quadsearch (4)	15W
Model	Order PNC	RRP ex VAT	RRP inc VAT

Automower® 320 NERA 970 53 51-03

**AUTOMOWER® ENDURANCE BLADES**

Husqvarna Automower® Endurance blades providing more than twice the lifetime compared to our original blades thanks to the new design. The design allows for a harder and sharper edge without compromising on safety standards and provides cutting edges on all 4 sides.

Blades	Order PNC
6	595 08 44-01
45	595 08 44-02

**BLUETOOTH COMMUNICATION**  
**AUTOMOWER® CONNECT@HOME**

- Standard equipment on models 305, 310 Mark II and 315 Mark II
- Bluetooth communication up to 30 metres range
- Requires no mobile data contract
- Does not include GPS theft tracking
- Enables basic settings to be adjusted remotely



# 400 SERIES



400 Series robotic mowers offer the highest cutting capacities, the lowest noise levels and the most advanced features. They can handle small to large uneven, very complex lawns with ease. Additional 400 series features include, excellent terrain performance for uneven areas, Ultrasilent drive motors for no disturbance, up to 70% (35°) slope capabilities and electric height adjustment. All models feature added intelligence including GPS assisted navigation for efficient lawn coverage in complex areas.

**Ideal for applications including:**

- **Small to large lawns**
- **Complex areas with obstacles**
- **Multiple areas**
- **Slopes up to 70% (35°)**
- **Narrow passages**
- **Multiple machines per installation**
- **Night time mowing**

## AUTOMOWER® 405X

X-LINE



Advanced ultra-quiet X-Line robotic mower for areas up to 600m<sup>2</sup>, designed to handle complex, sloped or multiple areas. Ideal for replacing a small to medium pedestrian lawnmower. Features GPS assisted navigation for efficient lawn coverage in complex areas.

- Lift & tilt sensors
- Systematic passage mowing
- Weather timer
- Electric height adjustment
- Frost sensor
- Anti-theft alarm and GPS tracking
- Automower® Connect
- GPS assisted navigation
- LED Headlights
- Hose washable

Working Area	Area per hour	Maximum incline	Area Complexity
600m <sup>2</sup>	62.5m <sup>2</sup>	40% / 22°	● ● ● ○ ○
Cutting height	Noise level	Search system	Power consumption
20 - 50mm	61dB(A)	Triplesearch (3)	25W
Model	Order PNC	RRP ex VAT	RRP inc VAT

Automower® 405X 970 45 62-03

## AUTOMOWER® 415X

X-LINE



Advanced ultra-quiet X-Line robotic mower for areas up to 1,500m<sup>2</sup>, designed to handle complex, sloped or multiple areas. Ideal for replacing a medium to large pedestrian lawnmower. Features GPS assisted navigation for efficient lawn coverage in complex areas.

- Lift & tilt sensors
- Systematic passage mowing
- Weather timer
- Electric height adjustment
- Frost sensor
- Anti-theft alarm and GPS tracking
- Automower® Connect
- GPS assisted navigation
- LED Headlights
- Hose washable

Working Area	Area per hour	Maximum incline	Area Complexity
1,500m <sup>2</sup>	62.5m <sup>2</sup>	40% / 22°	● ● ● ○ ○
Cutting height	Noise level	Search system	Power consumption
20 - 50mm	61dB(A)	Triplesearch (3)	25W
Model	Order PNC	RRP ex VAT	RRP inc VAT

Automower® 415X 970 47 17-03

**AUTOMOWER® 430X NERA** X-LINE **NEW**



Advanced robotic lawn mower giving perfect results on complex lawns up to 3200m<sup>2</sup>. Achieve precision mowing with virtual boundaries via the Automower® Connect app and Husqvarna EPOS™ Plug-in Kit, available as an optional accessory.

- Boundary Wire Free Installation Capable
- Automower® X-Line
- Automower® Accessory Port
- Electric height adjustment
- Easy Cleaning
- Husqvarna EPOS technology
- Automower® Connect
- Automower® Zone Control
- Object Detection & Avoidance

Working Area	Area per hour	Maximum incline	Area Complexity
3200m <sup>2</sup>	130m <sup>2</sup>	50% / 27°	● ● ● ● ○
Cutting height	Noise level	Search system	Power consumption
20 - 60mm	55dB(A)	Quadsearch (4)	19W
Model	Order PNC	RRP ex VAT	RRP inc VAT

Automower® 430X NERA 970 53 52-03

**AUTOMOWER® 450X NERA** X-LINE **NEW**



A robotic lawn mower which gives you the perfect cut 24/7 on lawns up to 5000m<sup>2</sup>. It navigates every corner with ease. Achieve precision mowing with virtual boundaries via the Automower® Connect app and Husqvarna EPOS™ Plug-in Kit, available as an optional accessory.

- Boundary Wire Free Installation Capable
- Automower® X-Line
- Automower® Accessory Port
- Electric height adjustment
- Easy Cleaning
- Husqvarna EPOS technology
- Automower® Connect
- Automower® Zone Control
- Object Detection & Avoidance

Working Area	Area per hour	Maximum incline	Area Complexity
5000m <sup>2</sup>	210m <sup>2</sup>	50% / 27°	● ● ● ● ●
Cutting height	Noise level	Search system	Power consumption
20 - 60mm	58dB(A)	Pentasearch (5)	26W
Model	Order PNC	RRP ex VAT	RRP inc VAT

Automower® 450X NERA 970 53 53-03

**AUTOMOWER® 435X AWD** X-LINE



All-wheel-drive robotic lawnmower for areas up to 3,500m<sup>2</sup>. Designed to handle complex areas, tough terrain and slopes up to 70%. Features X-line design with LED headlights and intuitive interaction with Automower® Access colour display.

- Lift & tilt sensors
- Automatic passage handling
- AllWheel Drive
- Electric height adjustment
- Ultrasonic collision sensors
- Anti-theft alarm and GPS tracking
- Automower® Connect
- Automower® Access
- LED Headlights

Working Area	Area per hour	Maximum incline	Area Complexity
3,500m <sup>2</sup>	145m <sup>2</sup>	70% / 35°	● ● ● ● ○
Cutting height	Noise level	Search system	Power consumption
30 - 70mm	61dB(A)	Quadsearch (4)	40W
Model	Order PNC	RRP ex VAT	RRP inc VAT

Automower® 435X AWD 967 85 33-03

**EPOS™ PLUG-IN KIT** **NEW**



Enjoy the flexibility of a boundary wire-free Automower® installation – a new alternative to perimeter cable. This kit, which includes a Husqvarna EPOS™ Plug-in and Husqvarna EPOS™ Reference Station gives you the freedom of completely customisable lawn maintenance by creating precise virtual boundaries via the Automower® Connect app.

Model	Order PNC	RRP ex VAT	RRP inc VAT
EPOS™ Plug-in Kit	970 66 34-03		



# COMMERCIAL ROBOTIC MOWING



Robotic mowers are the perfect solution for efficient and sustainable management of green spaces and sports turf. With Husqvarna's new EPOS Automower® robotic technology, the mowing possibilities are made even more flexible as the need for boundary and guide is made obsolete. The Automower® 550 EPOS mower works without the need of physical wires and can be remotely programmed via Husqvarna Fleet Services™. And while they tirelessly spend their days producing a carpet-like finish, you can spend your time focusing on other more skilled tasks.



# WHAT YOU GET. HOW WE DO IT.

## HUSQVARNA FLEET SERVICES™

### THE PROFESSIONAL WAY TO MANAGE YOUR ROBOTIC MOWERS

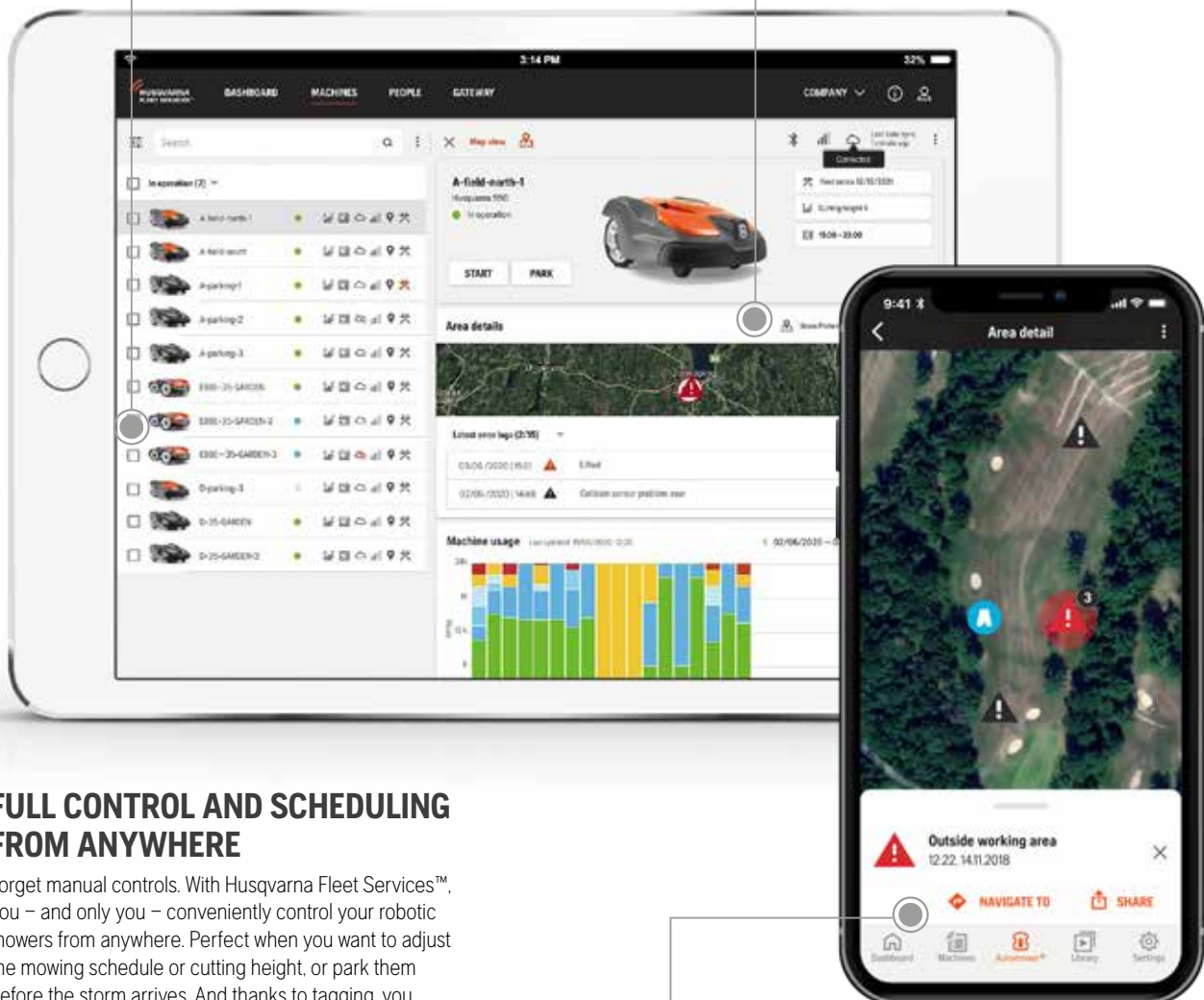
When you invest in our 500 Series robotic mowers, you get access to Husqvarna Fleet Services™ – a digital tool allowing you to easily monitor and control them from your smart phone, tablet or laptop. Just as easy as it should be.

#### FILTERS THAT MAKE YOUR MOWERS MORE EFFICIENT

Different mowers can be “tagged” to different teams, or to different locations, and then grouped for easier handling. The different user roles can also be tagged with different levels of control.

#### ALWAYS KEEP TRACK OF THEIR EXACT LOCATIONS

Want an overview of all your robotic mowers? Just check the map view. Thanks to the built-in GPS, you always know the exact location and status of every robotic mower. Use tags to issue commands to all mowers in specific areas for even easier fleet handling.



#### FULL CONTROL AND SCHEDULING FROM ANYWHERE

Forget manual controls. With Husqvarna Fleet Services™, you – and only you – conveniently control your robotic mowers from anywhere. Perfect when you want to adjust the mowing schedule or cutting height, or park them before the storm arrives. And thanks to tagging, you can exert exact control over all your mowers, grouping them and issuing batch commands, directly from your smartphone app.

#### + ALL YOUR EQUIPMENT IN ONE PLACE

If you want to, you can also connect the rest of your equipment to the system by using Husqvarna Fleet Services™ sensors. [Learn more at www.husqvarna.com/uk/services/fleet-services](http://www.husqvarna.com/uk/services/fleet-services)

#### OPERATIONAL INSIGHTS

Should anything happen, such as an unexpected standstill for one mower, you'll immediately receive a notification to your phone. Information about where problems occur and how often give you valuable insights to continuously adjust and improve the installation, which ensure a smooth and efficient operation. Through the Automower® Machine usage tab, you can review daily user data for more insights. The information is summarised in an easy and accessible way, helping you make your fleet usage more efficient and productive.



## AUTOMOWER® EPOS

### HOW IT WORKS

Automower® EPOS is a satellite powered guidance technology for robotic mowing. Satellite signals are received by both the mower and the reference station. To achieve an accuracy of 2-3cm Real-Time Kinematic Global Navigation Satellite System (RTK-GNSS) is used. A fixed EPOS reference station is required to broadcast precision correction data to the mower. EPOS requires an unimpeded view of the satellites for signal data to be received and correction data to be sent. Tall buildings and dense trees close to or within the installation can block satellite data.



## AUTOMOWER® EPOS

### VIRTUAL BOUNDARIES

Automower® EPOS does not require boundary or guide wires to define the working area. The boundary wire is replaced by a virtual boundary. The use of transport parts allows easy movement between designated work areas even on paved surfaces. The mower maintains work areas using a random cutting pattern, GPS ensures even area coverage. Virtual boundaries allow for trouble-free ground maintenance such as aeration.



**AUTOMOWER® EPOS**  
**PRECISE AREA MANAGEMENT**

Automower® EPOS allows precision management of multiple work areas using individual area settings. Work areas can be assigned their own specific mowing schedule as well as cutting height. Temporary stay-out zones can easily be activated and de-activated depending upon the situation. Transport paths are used to move the robotic mower between work areas as well as to and from the charge station. This allows for much more flexible placement of the charging station.

Learn more at [www.husqvarna.com/uk](http://www.husqvarna.com/uk)

**AUTOMOWER® CLUB SOLUTION**  
**IDEAL SOLUTIONS FOR SPORTS FIELDS**

Automower® club solution allows for optimum cutting of sports pitches including football and rugby. It has been designed to work with Automower® 550, enabling one single installation for an entire pitch. This means that up to three mowers can run simultaneously in the same area allowing routine maintenance such as aeration and turf repairs to be carried out without the risk of damaging the boundary wire.

Learn more at [www.husqvarna.com/uk](http://www.husqvarna.com/uk)



**COMMERCIAL INTERFACE**  
**HIGH SECURITY PROTECTION**

The Automower® 500 series all feature a commercial human machine interface (HMI) specially adapted for use in public settings. The professional HMI, which features a START / STOP switch and LED status indicator protects against unauthorised tampering of the machine and its settings. If the robotic mower gets stolen, it's immediately locked, an alarm goes off and the built-in GPS tracking shows the mower's exact position. All the machines settings and controls are managed remotely through the Husqvarna Fleet Services™ smartphone app or via a PC or tablet.

“Parks and green spaces is an important element of Edinburgh. If we can free up what limited resources we have to look after the borders and plants, it's a winner for everybody because the borders are clean and the grass is still getting cut. It keeps it to a standard that we couldn't keep before”.

Edinburgh City Council





## 500 SERIES – COMMERCIAL USE



Husqvarna robotic mowers specifically developed for commercial applications. Offering the most efficient and sustainable way to consistently maintain areas of green space. Ideal for professionals and private or public enterprises who seek new ways to maintain grassed areas whilst enabling the redeployment of resources onto more important tasks. The 500 Series robotic mowers all come with Husqvarna Fleet Services™ built-in, enabling fleet management and mower control from anywhere.

### Ideal for applications including:

- **Grounds maintenance**
- **Sports facilities**
- **Commercial properties**
- **Holiday parks**
- **Noise sensitive areas**
- **Slopes up to 70% (35°)**
- **Multiple machines per installation**
- **Complex areas with obstacles**
- **Night time mowing**

## AUTOMOWER® 520

UPDATED



Professional robotic mower with robust design and high cutting capacity. Equipped with commercial interface for simplified and robust interaction. Remote mower management and surveillance through Husqvarna Fleet Services™.

- Husqvarna Fleet Services™
- Automower® Connect fitted
- Commercial interface
- Automatic passage handling
- GPS assisted navigation
- Anti-theft alarm and GPS tracking
- Electric height adjustment
- Lift & tilt sensors
- Weather timer
- **UPDATED** 5 blade cutting disc

Working Area	Area per hour	Maximum incline	Area Complexity
2.200m <sup>2</sup>	90m <sup>2</sup>	45% / 24.5°	● ● ● ● ●
Cutting height	Noise level	Search system	Power consumption
20 - 60mm	59dB(A)	Pentasearch (5)	30W
Model	Order PNC	RRP ex VAT	RRP inc VAT

Automower® 520 970 65 63-03

## AUTOMOWER® 535 AWD

UPDATED



Professional AWD robotic mower with high cutting capacity and 70% slope performance. Equipped with commercial interface for simplified and robust interaction. Remote mower management and surveillance through Husqvarna Fleet Services™.

- Husqvarna Fleet Services™
- Automower® Connect fitted
- Commercial interface
- Automatic passage handling
- **UPDATED** 5 blade cutting disc
- Anti-theft alarm and GPS tracking
- Electric height adjustment
- Lift & tilt sensors
- All wheel drive
- **UPDATED** LED safety headlights

Working Area	Area per hour	Maximum incline	Area Complexity
3.500m <sup>2</sup>	145m <sup>2</sup>	70% / 35°	● ● ● ● ●
Cutting height	Noise level	Search system	Power consumption
30 - 70mm	62dB(A)	Pentasearch (5)	40W
Model	Order PNC	RRP ex VAT	RRP inc VAT

Automower® 535 AWD 970 65 17-03





**AUTOMOWER® 550** **UPDATED**



Professional robotic mower with a high cutting speed and large area capacity. Equipped with commercial interface for simplified and robust interaction. Remote control and surveillance through Husqvarna Fleet Services™.

- Husqvarna Fleet Services™
- Automower® Connect fitted
- Commercial interface
- Automatic passage handling
- GPS assisted navigation
- Anti-theft alarm and GPS tracking
- Electric height adjustment
- Lift & tilt sensors
- Weather timer
- **UPDATED** 5 blade cutting disc

Working Area	Area per hour	Maximum incline	Area Complexity
5.000m <sup>2</sup>	210m <sup>2</sup>	45% / 24.5°	● ● ● ● ●
Cutting height	Noise level	Search system	Power consumption
20 - 60mm	61dB(A)	Pentasearch (5)	35W
Model	Order PNC	RRP ex VAT	RRP inc VAT

Automower® 550 970 65 65-03

**EPOS REFERENCE STATION** **EPOS**



Transmits RTK-GNSS signals between the Automower® 550 EPOS mower and guidance satellites. The mains powered reference station is required for EPOS to function and can serve multiple EPOS units per installation. Work area up to 500 metre radius.

Model	Order PNC	RRP ex VAT	RRP inc VAT
EPOS Reference Station	970 46 82-03		

**HUSQVARNA FLEET SERVICES™**

The digital tool allows you to easily monitor and control your robotic mower fleet from your smart phone, tablet or laptop. Just as easy as it should be. Find out more on page 284.

**AUTOMOWER® 550 EPOS** **EPOS** **UPDATED**



Professional robotic mower featuring Husqvarna EPOS guidance with precision area management and transport paths. With virtual boundaries you can define several work areas with different settings as well as set temporary stay-out zones. Requires EPOS reference station

- Husqvarna EPOS Technology
- Virtual boundary
- Transport paths
- Lift & tilt sensors
- **UPDATED** 5 blade cutting disc
- RTK-GNSS Guidance
- Precise area management
- Electric height adjustment
- Weather timer
- **UPDATED** systematic cutting pattern

Working Area	Area per hour	Maximum incline	Area Complexity
up to 15.000m <sup>2</sup>	210m <sup>2</sup>	45% / 24.5°	● ● ● ● ● +
Cutting height	Noise level	Search system	Power consumption
20 - 60mm	61dB(A)	EPOS Guidance	35W
Model	Order PNC	RRP ex VAT	RRP inc VAT

Automower® 550 EPOS 970 65 67-03

**LET OUR EXPERTS TAKE CARE OF YOU**

**Dealer Installation Service**

Husqvarna recommend for maximum convenience and to ensure correct installation and trouble-free operation that your local Authorised Husqvarna dealer carries out the product installation. For more information and to locate your nearest dealer please visit:

[www.husqvarna.com/uk/dealer-locator](http://www.husqvarna.com/uk/dealer-locator)

**AUTOMOWER® FAIRWAY KIT**

Reduces the minimum cutting height allowing a minimum grass length of approximately 10mm to be achieved. Lower range includes 10mm, 12,5mm, 15mm and 17,5mm steps. Excludes Automower® 535 AWD.



Model	Order PNC
Fairway Kit	597 49 63-02

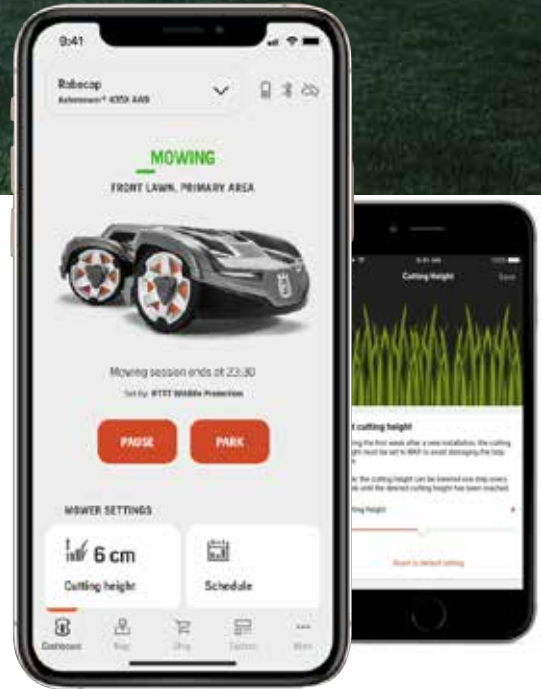


# A SMARTER LAWN CARE EXPERIENCE



## STAY IN CONTROL WITH YOUR SMARTPHONE

The Husqvarna Automower® Connect service allows you to take full control of your Husqvarna robotic lawn mower. The service provides two modes of connectivity, depending on model: Automower® Connect for long-range connectivity using cellular communication, or Automower® Connect@Home for short-range, using Bluetooth® wireless technology. You can see where the mower is operating and control the schedules conveniently from wherever you are.



### BLUETOOTH COMMUNICATION AUTOMOWER® CONNECT@HOME



- Standard equipment on 300, 400 & 500 series
- Bluetooth communication up to 30 metres range
- Requires no mobile data contract

### + UPGRADE TO AUTOMOWER® CONNECT



10 YEARS OF FREE CONNECTIVITY INCLUDED!



The Automower® connect module allows you to control and configure your mower. With the module installed, you can download the app to your Android or iPhone and use it to communicate directly with your mower.

Item	Order PNC
305/310 Mark II /315 Mark II /320 NERA	586 66 23-09

\*Automower® Connect covers service during product life (10 years). The Automower® Connect service requires 2G/3G data transfer, technology provided by country-specific telecom operators (3rd party). Husqvarna's service includes product's function, not communication due to data transfer restrictions.

### MOBILE DATA COMMUNICATION AUTOMOWER® CONNECT



- Standard equipment on X-Line models and 500-series
- Available as an accessory on models 305, 310 Mark II and 315 Mark II
- Mobile data communication worldwide\*
- 10 years mobile data contract included\*
- Geofence with GPS theft tracking

**CONTROL** Receive status messages and send Start, Stop and Park commands to the mower from anywhere in the world.

**CONFIGURE** Brings the mower's menu system to your smartphone. Read and change the mower settings without the need of being on site.

**SECURITY** Receive alarm and track your mower's position in case of theft.



AVAILABLE ON GOOGLE PLAY AND ON THE APP STORE



## INNOVATIONS TO LEVEL UP YOUR GARDEN

Innovative technology, smart integrations, and partnerships helps us provide intuitive solutions that simplify your life. Intelligent features adapt to your personal needs and make the experience more engaging and supportive. Among our solutions you find voice control through Amazon Alexa or Google Home. Smart connections to sprinklers, personal calendars or local weather through IFTTT and AI driven support give you a smooth experience and great result with Husqvarna Automower®.



### TIME TO START MOWING JUST ASK YOUR SMART SPEAKER

All Automower® Connect equipped robotic mowers are compatible with Amazon Alexa and Google Home. This means that all you need is to give your smart speaker a voice command, and your Automower® robotic mower will jump to the task. The smart speakers recognise the most common commands such as start, stop, park, and get status updates by simply asking Alexa. Garden care made as easy as it should be.



### EXPLORE IFTTT MAKE YOUR AUTOMOWER® EVEN SMARTER

IFTTT (If This Then That) is a free, easy-to-use web-based service. It allows you to create your own applets and integrate Husqvarna Automower® even more into your smart home systems. For instance, you can set it so Husqvarna Automower® starts mowing when the home alarm is turned on. Or that it should park when the current temperature drops below a certain point – and much, much more. The limits are set by your imagination.

**Please visit [www.husqvarna.com/uk](http://www.husqvarna.com/uk) for further information.**



### CONTROL YOUR SPRINKLER AND MOWING DIRECTLY FROM YOUR SMARTPHONE

Now you can have an even more intelligent relationship with your garden. By connecting your Husqvarna Automower® to the high-performing GARDENA irrigation smart system, you can easily sync your mower and your irrigation schedule. Sit back and relax while Automower® robotic mower keeps your lawn perfectly cut and healthy. The GARDENA smart system – with its sensors that measure soil moisture, outside temperature and light intensity, and then waters accordingly – will keep your lawn green and fresh. This works with all products equipped with Automower® Connect.



### OPEN API GIVING ENDLESS POSSIBILITIES

Our open API solution enables endless connectivity possibilities of personalisation and add-on features through IFTTT (If This Then That).



## SMART HOME ECO SYSTEM

READ MORE AT  
[HUSQVARNA.COM/UK](http://HUSQVARNA.COM/UK)







## INSTALLATION AND PRODUCT ACCESSORIES






### BOUNDARY WIRE PRO

High performance 5.5mm diameter boundary wire. The wire features double insulation to deal with the toughest of installations whilst helping to protect against rodents. The outer layer has high UV resistance increasing durability. Length 300m.



Item	Order PNC
Wire PRO, 300m (Ø5.5mm)	593 29 77-02

### CONNECTORS AND FASTENERS

Item	Order PNC
 Connector, 1pc	529 28 08-01
Connector, 5pc	577 86 48-01
Coupler, 1pc	501 98 02-01
 Coupler, 5pc	577 86 47-01
Coupler, 100pc	501 98 02-03
 Peg, 100pc	577 86 42-01

### AUTOMOWER® INSTALLATION KITS

**SMALL** - Suitable for open lawn areas of max 800m<sup>2</sup> or complex lawn areas of max 400m<sup>2</sup>

**MEDIUM** - Suitable for open lawn areas of max 2,000m<sup>2</sup> or complex lawn areas of max 1,000m<sup>2</sup>

**LARGE** - Suitable for open lawn areas of max 5,000m<sup>2</sup> or complex lawn areas of max 2,500m<sup>2</sup>



Item	Order PNC
Small	967 97 21-01
Medium	967 97 22-01
Large	967 97 23-01

### PROTECTION BOXES

Protection box is a small sealed box for cable connectors, to protect them against moisture during off season.

Outdoor power box is a sealed box to protect an outdoor mounted transformer.



Item	Order PNC
Protection Box	599 80 17-01

### BOUNDARY WIRE

Standard 2.7mm wire used to define the working area, suitable for most installations. Heavy duty 3.4mm wire is a robust wire for demanding installations, 100% copper core and isolated surface to minimise signal loss. All variants feature a black outer layer with high UV resistance.



Item	Order PNC
Wire, 50m (Ø2.7mm)	597 23 78-02
Wire, 150m (Ø2.7mm)	597 23 78-01
Wire, 250m (Ø2.7mm)	580 66 20-06
Wire, 800m (Ø2.7mm)	580 66 20-09
Wire Heavy duty, 500m (Ø3.4mm)	522 91 41-02

### HYBRID GRASS

Hybrid grass provides grip in narrow and steep areas. Reduces lawn wear on slopes or narrow passages. 1m<sup>2</sup> hybrid grass including 16 green pegs

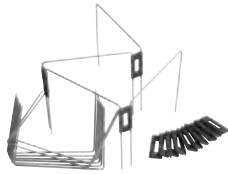


Item	Order PNC
Hybrid Grass	598 89 60-01



**TEMPORARY FENCE**

Robust steel arches for temporarily fencing off areas of the lawn. Ideal for protecting spring flowers. 12 arches providing 1m<sup>2</sup> coverage.



Item	Order PNC
Temporary Fence	597 98 70-01

**AREA SWITCH**

Automower® Area Switch is an accessory that is used to shortcut the boundary wire, effectively creating zones that can easily be switched on or off.



Item	Order PNC
Area Switch	529 45 97-01

**AUTOMOWER® BLADES**

Husqvarna Automower® carbon steel safety blade. Combines high- strength properties and sharpness for a long lifetime.



Item	Order PNC
Blades - 9 pack	577 86 46-03
Blades - 45 pack	577 60 65-05

**HOUSING**

Protects the charging station and your Husqvarna Automower® from exposure to sun and rain.



Item	Order PNC
Aspire™ R4 House	536 66 18-01
300 Series / 405X / 415X	587 23 61-01
400 / 500 Series	585 01 94-01
400 / 500 Series AWD	597 63 53-01
NERA Series	536 66 41-01

**WALL HANGER**

Store your Husqvarna Automower® on the wall when not in use and during the winter season.



Item	Order PNC
305 / 310 Mark II / 315 Mark II / 405X / 415X Wall Hanger	597 70 36-01
310 / 315 Wall Hanger	587 22 40-01
400 / 500 Series Wall Hanger	585 01 97-02
NERA Series Wall Hanger	536 84 93-01

**BOUNDARY REPAIR KIT**

Designed to replace a damaged section of boundary wire. Kit includes 5 metres of boundary wire. (Ø2.7mm) 10 pegs, and 6 connectors.



Item	Order PNC
Boundary Repair Kit	597 53 95-01

**FLEXFENCE KIT**

This battery-powered boundary wire lets you effortlessly create a temporary stay-out zone on your lawn.



Item	Order PNC
Flexfence Kit	529 88 05-01

**AUTOMOWER® ENDURANCE BLADES**

Husqvarna Automower® Endurance blades providing more than twice the lifetime compared to our original blades thanks to the unique design. New HSS Blades provide increased durability with High speed steel construction, ideal for commercial applications.



Item	Order PNC
Endurance - 6 pack	595 08 44-01
Endurance - 45 pack	595 08 44-02
Endurance HSS - 6 pack	599 80 52-01
Endurance HSS - 45 pack	599 80 52-02

**MAINTENANCE & CLEANING KIT**

Including specific slim brushes with sharp scrapers to get in tight areas, a screwdriver to exchange blades, abrasive pad to clean the electric contacts on the mower and charging station and a plastic care spray.



Item	Order PNC
Maintenance Kit	590 85 51-01
Care and Shine Spray 200ml	593 96 79-01

**FAIRWAY KIT**

Lowers the minimum cutting height to 10mm. Makes it possible to mow the fairways of golf courses, and similar sports turf. Excludes AWD models.



Item	Order PNC
400 / 500 series (>2020)	597 49 63-01
400 / 500 series (2020>)	597 49 63-02



## ROUGH TERRAIN KIT



Provides excellent traction on rough and sloping lawns with slope performance increasing by 5%. Contains coarse threaded wheels and wheel brushes.

Item	Order PNC
305 / 310 Mark II / 315 Mark II / 405X / 415X Kit	597 70 54-01
310 / 315 Kit	587 23 53-01
400 / 500 Series Kit	581 88 97-02
NERA Series Kit	536 84 92-01


## WHEEL BRUSH KIT



Keeps the driving wheels clean to maintain good traction. Separate replacement refill brushes available.


Item	Order PNC
305 / 310 Mark II / 315 Mark II / 405X / 415X Kit	597 70 46-01
310 / 315 Kit	587 23 57-01
400 / 500 Series Kit	581 90 31-02
NERA Series Kit	505 13 28-03

## AUTOMOWER® SKINS



# MAKE IT PERSONAL

**MAKE YOUR OWN PERSONAL AUTOMOWER® DESIGN — SCAN AND ORDER ONLINE.**



5 standard designs are available as a fixed range for the following Husqvarna Automower® models. Skins are available to order as single items from your dealer. A full range of bespoke and personalised skins are available to order direct through myHusqvarna.com.



Automower® model	Ladybug	Flower Bed	Zebra	Camo
105	599 29 24-01	-	-	-
305 / 310 Mark II / 315 Mark II	599 29 24-02	599 29 47-01	599 29 49-01	599 29 50-01
310 / 315	599 29 24-03	599 29 47-02	599 29 49-02	599 29 50-02
315X	599 29 24-04	599 29 47-03	599 29 49-03	599 29 50-03
420	599 29 24-05	599 29 47-04	599 29 49-04	599 29 50-04
430X	599 29 24-06	599 29 47-05	599 29 49-05	599 29 50-05

## REPLACEABLE TOP COVERS



Make your mower unique and personal by changing its colour. Available in white, orange and grey on selected models.

Item	Order PNC
105 - Body Kit White	580 96 54-02
305 / 310 Mark II / 315 Mark II - White	597 70 31-01
305 / 310 Mark II / 315 Mark II - Orange	597 70 31-02
310/315 - White	587 23 58-02
310/315 - Orange	587 23 58-03
405 / 415X - White	529 46 13-01
405 / 415X - Orange	529 46 13-02
430X (2018 >) - Grey	590 87 70-01
430X (2018 >) - White	590 87 70-02
430X (2018 >) - Orange	590 87 70-03
435X AWD - Grey	596 30 00-01
435X AWD - White	596 30 00-02
435X AWD - Orange	596 30 00-03
450X - Grey	588 79 91-01
450X - White	588 79 91-02
450X - Orange	588 79 91-03
520 - Grey	591 49 60-01
520 - Orange	591 49 60-02
550 - Grey	591 49 61-01
550 - Orange	591 49 61-02
535 AWD - Grey	596 30 02-01
535 AWD - Orange	596 30 02-02



# AUTOMOWER® ACCESSORIES GUIDE

Use this chart below to select the right accessories for your Husqvarna Automower®.

Husqvarna Automower® Accessory	PNC	105	305 / 310 II / 315 II	310 / 315	320 NERA	405 / 415X	430X	430X NERA	435X AWD	450X	450X NERA	520	535 AWD	550	550 EPOS
Automower® Connect Module	586 66 23-09	–	●	●	●	S	S	S	S	S	S	S	S	S	S
Automower® Connect @ Home	N/A	–	S	S	S	S	S	S	S	S	S	S	S	S	S
Replaceable Body Kit	580 96 54-02	●	–	–	–	–	–	–	–	–	–	–	–	–	–
Replaceable Top Cover	597 70 31-XX	–	●	–	–	–	–	–	–	–	–	–	–	–	–
Replaceable Top Cover	587 23 58-XX	–	–	●	–	–	–	–	–	–	–	–	–	–	–
Replaceable Top Cover	529 46 13-XX	–	–	–	–	●	–	–	–	–	–	–	–	–	–
Replaceable Top Cover (2018>)	590 87 70-XX	–	–	–	–	–	●	–	–	–	–	–	–	–	–
Replaceable Top Cover	596 30 00-XX	–	–	–	–	–	–	–	●	–	–	–	–	–	–
Replaceable Top Cover	588 79 91-XX	–	–	–	–	–	–	–	–	●	–	–	–	–	–
Replaceable Top Cover	591 49 60-XX	–	–	–	–	–	–	–	–	–	–	●	–	–	–
Replaceable Top Cover	591 49 61-XX	–	–	–	–	–	–	–	–	–	–	–	–	●	–
Replaceable Top Cover	596 30 02-XX	–	–	–	–	–	–	–	–	–	–	–	●	–	–
Housing	587 23 61-01	–	●	●	–	●	–	–	–	–	–	–	–	–	–
Housing	585 01 94-01	–	○	○	–	○	●	–	–	●	–	●	–	●	–
Housing	597 63 53-01	–	–	–	–	–	–	–	●	–	–	–	●	–	–
Housing	536 66 41-01	–	–	–	●	–	–	●	–	–	●	–	–	–	–
Bag	522 91 67-01	●	●	●	●	●	○	○	–	○	○	○	–	○	–
Wall Hanger	597 70 36-01	–	●	–	–	●	–	–	–	–	–	–	–	–	–
Wall Hanger	587 22 40-01	–	–	●	–	–	–	–	–	–	–	–	–	–	–
Wall Hanger	585 01 97-02	–	–	–	–	–	●	–	–	●	–	●	–	●	●
Wall Hanger	536 84 93-01	–	–	–	●	–	–	●	–	–	●	–	–	–	–
Fairway Kit (>2020)	597 49 63-01	–	–	–	–	–	●	–	–	●	–	●	–	●	–
Fairway Kit (2020>)	597 49 63-02	–	–	–	–	–	●	–	–	●	–	●	–	●	●
Rough Terrain Kit	597 70 54-01	–	●	–	–	●	–	–	–	–	–	–	–	–	–
Rough Terrain Kit	587 23 53-01	–	–	●	–	–	–	–	–	–	–	–	–	–	–
Rough Terrain Kit	581 88 97-02	–	–	–	–	–	●	–	–	●	–	S	–	S	S
Rough Terrain Kit	536 84 92-01	–	–	–	●	–	–	●	–	–	●	–	–	–	–
Wheel Brush Kit	597 70 46-01	–	●	–	–	●	–	–	–	–	–	–	–	–	–
Wheel Brush Kit	587 23 57-01	–	–	●	–	–	–	–	–	–	–	–	–	–	–
Wheel Brush Kit	581 90 31-02	–	–	–	–	–	●	–	–	●	–	S	–	S	S
Wheel Brush Kit	505 13 28-03	–	–	–	–	–	–	–	●	–	–	–	●	–	–
Wheel Brush Kit	505 13 28-03	–	–	–	●	–	–	●	–	–	●	–	–	–	–
Wheel Brush Refill	505 13 28-03	–	●	●	–	●	–	–	–	–	–	–	–	–	–
Wheel Brush Refill	581 98 20-02	–	–	–	–	–	●	–	–	●	–	●	–	●	●
Automower® Blades	577 86 46-XX	●	●	●	●	●	●	●	●	●	●	●	●	●	●
Endurance Blades	595 08 44-XX	●	●	●	●	●	●	●	●	●	●	●	●	●	●
Endurance HSS Blades	599 80 52-XX	●	●	●	●	●	●	●	●	●	●	●	●	●	●
Replacement Battery	586 57 62-01	●	–	–	–	–	–	–	–	–	–	–	–	–	–
Replacement Battery	584 85 28-01	–	–	●	–	●	–	–	–	–	–	–	–	–	–
Replacement Battery	580 68 33-01	–	–	–	–	–	–	–	–	–	–	●	–	–	–
Replacement Battery	589 58 57-01	–	–	–	–	–	●	–	–	–	–	–	–	–	–
Replacement Battery	588 14 64-01	–	–	–	–	–	–	–	–	●	–	–	–	●	–
Replacement Battery	593 24 71-01	–	–	–	–	–	–	–	●	–	–	–	●	–	–

● Designed to fit – Does not fit ○ Fits but not optimal S Comes as standard



# CEORA™

## THE FUTURE OF COMMERCIAL TURF CARE.

With its huge area capacity, CEORA™ is great news for all turf care professionals. Systematic cutting and virtual boundaries deliver superb results and easier turf management on larger surfaces than ever. What's more, this low noise, emission-free\* solution offers thrilling future potential. It's time to expand your horizons and embrace the future.



### COVERING MORE TURF THAN EVER

Up to 75,000m<sup>2</sup>



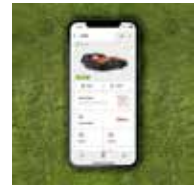
### FLEXIBLE AND HASSLE FREE ZONE MANAGEMENT

EPOS™ technology eliminates the need for boundary wires for the ultimate flexibility.



### SYSTEMATIC MOWING FOR A WINNING RESULT

Choose your cutting patterns, heights and times to achieve your perfect result.



### CONTROL AT YOUR FINGERTIPS

Complete operational control and surveillance from your smart phone, with Fleet Services™.

## THE SYSTEM



### Modular system with two drive units

The new CEORA™ robotic mower is a modular system where you select the combination that suits your operation best. An innovative split design features a drive unit and a front unit. The 546 drive unit delivers the highest cutting performance with a total capacity of up to 75,000m<sup>2</sup>. The 544 drive unit can cut up to 60,000m<sup>2</sup>.



**Razor 43M / 43L**  
Features 15 high-speed steel blades, mounted on 3 cutting discs. Easy maintenance and handling is made possible by an ergonomic cutting deck service position.



**Charging station CS4**  
A battery charging station is required to power CEORA™. The charging station comes equipped with a transformer.

#### Active wheel brushes

Available as an accessory, these work constantly to reduce grass from collecting on the wheels. Helping to create optimal turf, without any grass clumps.



#### EPOS reference station

Required for all EPOS installation, this handles the signals between the product and the satellite system. The EPOS reference station is compatible with other Husqvarna EPOS robotic mowers.



## WORKING AREA CAPACITY



### UP TO 25,000 M<sup>2</sup> PRO SPORTS QUALITY

Everyday care of premium sports turf or golf courses at low cutting height. A well managed, lush and dense turf can be optimally mowed with CEORA™.



### UP TO 50,000 M<sup>2</sup> PRO QUALITY

For sports turf and golf courses at medium ambition level, or other facilities with high demands on turf quality. Medium turf height and normal dense quality of turf. CEORA™ to mow the area every second day.



### UP TO 75,000 M<sup>2</sup> REGULAR QUALITY

For turf with lower demands and slower levels of growth. Higher cutting height and normal to low dense quality of turf. CEORA™ to mow the area twice per week.



**ROBOTIC DRIVE UNIT**

**CEORA™ 546 EPOS™**



-  up to 75,000m<sup>2</sup>
-  20%
-  38kg

Peak-performance robotic model for large-area mowing, featuring Husqvarna EPOS™ technology. Systematic, high-precision cutting tailored for optimised flexibility within virtual boundaries. Handles very large areas such as multiple football fields, golf courses or large hotel, company or municipal facilities. Delivering a professional result on the turf, operating quietly and with zero emissions while in use.

- EPOS™ navigation with virtual boundaries
- FOTA - firmware over the air
- Systematic mowing of large areas
- Object avoidance
- IPX5 protected - hose washable
- Husqvarna Fleet Services
- Future proof with multi-carrier possibilities

Order PNC	RRP ex VAT	RRP inc VAT
970 46 79-01		

**ROBOTIC DRIVE UNIT**

**CEORA™ 544 EPOS™**



-  up to 60,000m<sup>2</sup>
-  20%
-  38kg

High-performance robotic model for large-area mowing, featuring Husqvarna EPOS™ technology. Systematic, high-precision cutting tailored for optimised flexibility within virtual boundaries. Delivering highly professional results for sports fields or larger facility areas, operating quietly and with zero emissions while in use.



- EPOS™ navigation with virtual boundaries
- FOTA - firmware over the air
- Systematic mowing of large areas
- Object avoidance
- IPX5 protected - hose washable
- Husqvarna Fleet Services
- Future proof with multi-carrier possibilities

Order PNC	RRP ex VAT	RRP inc VAT
970 54 90-01		

**CUTTING DECK**

**RAZOR 43M**



-  68cm
-  20-70mm
-  34kg

The tailor-made CEORA™ cutting deck, Razor 43M, features a cutting system with three blade discs. A total of 15 high-speed steel razor blades keep the turf at an excellent quality level. Easy maintenance and handling is possible by an ergonomic and unique service position, meaning the cutting deck can quickly be tilted for easy access to exchange blade discs or for hose washable cleaning (IPX5 classified).




Order PNC	RRP ex VAT	RRP inc VAT
970 46 80-01		

**CUTTING DECK**

**RAZOR 43L**

**NEW**



-  68cm
-  10-60mm
-  35kg

Featuring the same design as the Razor 43M, the Razor 43L cutting deck is designed with professional golf course or sports turf customers in mind, or anyone who requires a lower cut, with a cutting height of 10-60mm.

Order PNC	RRP ex VAT	RRP inc VAT
970 61 44-01		



### EPOS™ REFERENCE STATION



Handles the RTK-GNSS signals between the products and the satellites. Handles several EPOS™ machines per installation. Work area up to 500-meter radius.

Order PNC	RRP ex VAT	RRP inc VAT
970 46 82-03		

### EPOS™ ATTACHMENT KIT



Bracket for EPOS™ reference station. 32mm diameter, 300mm length & 250mm height. Steel .

Order PNC	RRP ex VAT	RRP inc VAT
534 97 19-01		

### ACTIVE WHEEL BRUSH KIT



An active wheel brush kit is available to help keep grass away from the wheels of CEORA™. This also improves traction and lowers the need for maintenance.

Order PNC	RRP ex VAT	RRP inc VAT
529 31 89-01		

### CHARGING STATION CS4



Recharges CEORA™ automatically and efficiently according to a programmed schedule. Full charging time 3-4 hours from empty. Soft ground plates are available as an accessory.

Order PNC	RRP ex VAT	RRP inc VAT
970 46 81-03		

### CHARGING STATION PLATE



The charging station plate can be used to create a stable surface when installing / placing a charging station on soft surfaces like grass.

Order PNC	RRP ex VAT	RRP inc VAT
535 42 31-01		

### ENHANCE HSS BLADES



High speed steel blades with softer core and hardened edges for sharpness and robustness.

Order PNC	RRP ex VAT	RRP inc VAT
599 80 53-01 (45 pcs)		
599 80 53-02 (300 pcs)		



For more information please visit [www.husqvarna.com/ceora](http://www.husqvarna.com/ceora)

# TECHNICAL SPECIFICATIONS

	CEORA™ 546 EPOS™ / Razor 43M + CS4	CEORA™ 544 EPOS™ / Razor 43M + CS4
<b>CAPACITY*</b>		
Working area capacity, m <sup>2</sup> , Pro sports quality	25.000	20.000
Working area capacity, m <sup>2</sup> , Pro quality	50.000	40.000
Working area capacity, m <sup>2</sup> , Regular quality	75.000	60.000
Area capacity per hour, m <sup>2</sup> (excluding charging)	1.850	1.400
Maximum slope capacity, inside / by edge, %	20 / 15	20 / 15
<b>CUTTING SYSTEM</b>		
Cutting width, cm	68	68
Cutting height, min-max, mm	20-70 (10-60 with Razor 43L)	20-70 (10-60 with Razor 43L)
Height adjustment	Electric	Electric
Cutting system	3 blade discs, with 5 pivoting razor blades per disc	3 blade discs, with 5 pivoting razor blades per disc
Extra blades, pcs	45	45
<b>NAVIGATION</b>		
Boundary type	Virtual	Virtual
Navigation system	Systematic	Systematic
Automatic passage handling	Yes	Yes
Search system	EPOS™ Guidance	EPOS™ Guidance
<b>PRODUCT DATA</b>		
Sound level perceived, dB(A)**	N/A	N/A
Length x width x height, cm	124 x 108 x 44	124 x 108 x 44
Weight, kg	68	68
Speed, cm/s	100	75
Protection index (IP code)	IPX5 (Charging station IPX3)	IPX5 (Charging station IPX3)
Mean energy consumption at maximum use (kWh per month)	N/A	N/A
Power consumption during cutting, W	270	270
Battery type	Li-ion	Li-ion
Battery capacity, Ah	49	49
Battery voltage, V	36	36
Charging system	Automatic	Automatic
Charging current, A	120	120
Mains cable, m	3	3
<b>CONTROL</b>		
Husqvarna Fleet Services™	●	●
Automower® Connect	●	●
Husqvarna EPOS™ Technology	●	●
Pro user interface/app	●	●
Precise area management	●	●
FOTA – firmware over the air	●	●
<b>SAFETY AND SECURITY</b>		
Object detection	●	●
Object avoidance	●	●
Frost sensor	●	●
Safety lights	●	●
GPS theft tracking	●	●
Anti-theft alarm	●	●
PIN code lock	●	●
Lift sensor	●	●
Collision sensor	●	●
Tilt sensor	●	●
<b>ACCESSORIES</b>		
Reference Station	(●)	(●)
Active wheel brushes	(●)	(●)

(●) = Accessory

\*Working area capacity is variable due to grass type, soil, cutting height, lawn complexity and slope. \*\*Sound level perceived is measured according to ISO11094:1991. N/A= Values were not available at time of printing.



# TECHNICAL SPECIFICATIONS

	AUTOMOWER® 105	AUTOMOWER® 305	AUTOMOWER® 310 II	AUTOMOWER® 315 II	AUTOMOWER® 320 NERA
<b>TECHNICAL SPECIFICATIONS</b>					
Working area capacity, m <sup>2</sup> (+/- 20%)	600	600	1000	1500	2200
Area capacity per hour, m <sup>2</sup>	43	55	60	65	90
Maximum daily operating time, h	13	10	16	24	24
Maximum slope capacity, inside / by edge, %	25/15	40/15	40/15	40/15	50/25
Charging current, A	1.3	1.3	1.3A	1.3	2.2
Navigation system and starting points	Irregular / 2	Irregular / 3	Irregular / 3	Irregular / 3	Irregular / 5
Number of guides, pcs	1	1	1	1	2
Charging system	Automatic	Automatic	Automatic	Automatic	Automatic
Search system	Singlesearch	Triplesearch	Triplesearch	Triplesearch	Quadsearch / EPOS Guidance
Brushless drive motor type	DC	DC	DC	DC	DC UltraQuiet
Brushless blade motor type	DC	DC	DC	DC	DC
Battery type	Li-ion	Li-ion	Li-ion	Li-ion	Li-ion
Battery capacity, Ah	2.1	2.1	2.1	2.1	5
Battery voltage, V	18	18	18	18	18
Power consumption during cutting, W	20	20	25	20	15
Cutting width, cm	17	22	22	22	24
Cutting height, min-max, mm	20-50	20-60	20-50	20-50	20-60
Sound level, dB(A) (measured / guaranteed)*	58/61	58/60	58/60	58/60	58/58
Extra blades, pcs	9	3	6	6	6
Weight, kg	6.9	9.4	9.4	9.4	12.8
<b>FEATURES</b>					
All-Wheel Drive	—	—	—	—	—
Anti-theft alarm	●	●	●	●	●
Automatic passage handling	—	●	●	●	●
Automower® Connect@HOME	—	●	●	●	●
Automower® Access	—	—	—	—	●
Husqvarna Fleet Services™	—	—	—	—	—
Backlit communication display	●	●	●	●	●
Backlit keypad	—	—	—	—	●
Easy clean - hose washable	—	●	●	●	●
Electric height adjustment	—	—	—	—	●
Frost sensor	—	●	●	●	●
FOTA - software update automatically	—	—	—	—	●
GPS theft tracking	—	(●)	(●)	(●)	—
Husqvarna EPOS Technology	—	—	—	—	(●)
EPOS Reference Station	—	—	—	—	(●)
GPS-assisted navigation	—	—	—	—	●
LED headlights	—	—	—	—	—
Lift and tilt sensor	●	●	●	●	●
Precise area management	—	—	—	—	—
PIN code lock	●	●	●	●	●
Professional control	—	—	—	—	—
Profiles	—	●	●	●	●
Remote object detection	—	—	—	—	—
Automower® Club solution	—	—	—	—	—
Spot cutting	—	●	●	●	●
Spiral cutting	●	●	●	●	●
Tilt sensor	●	●	●	●	●
Ultrasonic sensor	—	—	—	—	—
Weather timer	—	●	●	●	●
<b>ACCESSORIES AVAILABLE</b>					
Automower® Connect	—	(●)	(●)	(●)	●
Fairway kit	—	—	—	—	(●)
Front head lights	—	—	—	—	—
Housing	—	(●)	(●)	(●)	(●)
Rough terrain kit	—	(●)	(●)	(●)	(●)
Soft carry bag	—	(●)	(●)	(●)	(●)
Wall hanger	—	(●)	(●)	(●)	(●)
Wheel brush kit	—	(●)	(●)	(●)	(●)
Body colour options	(●)	(●)	(●)	(●)	(●)

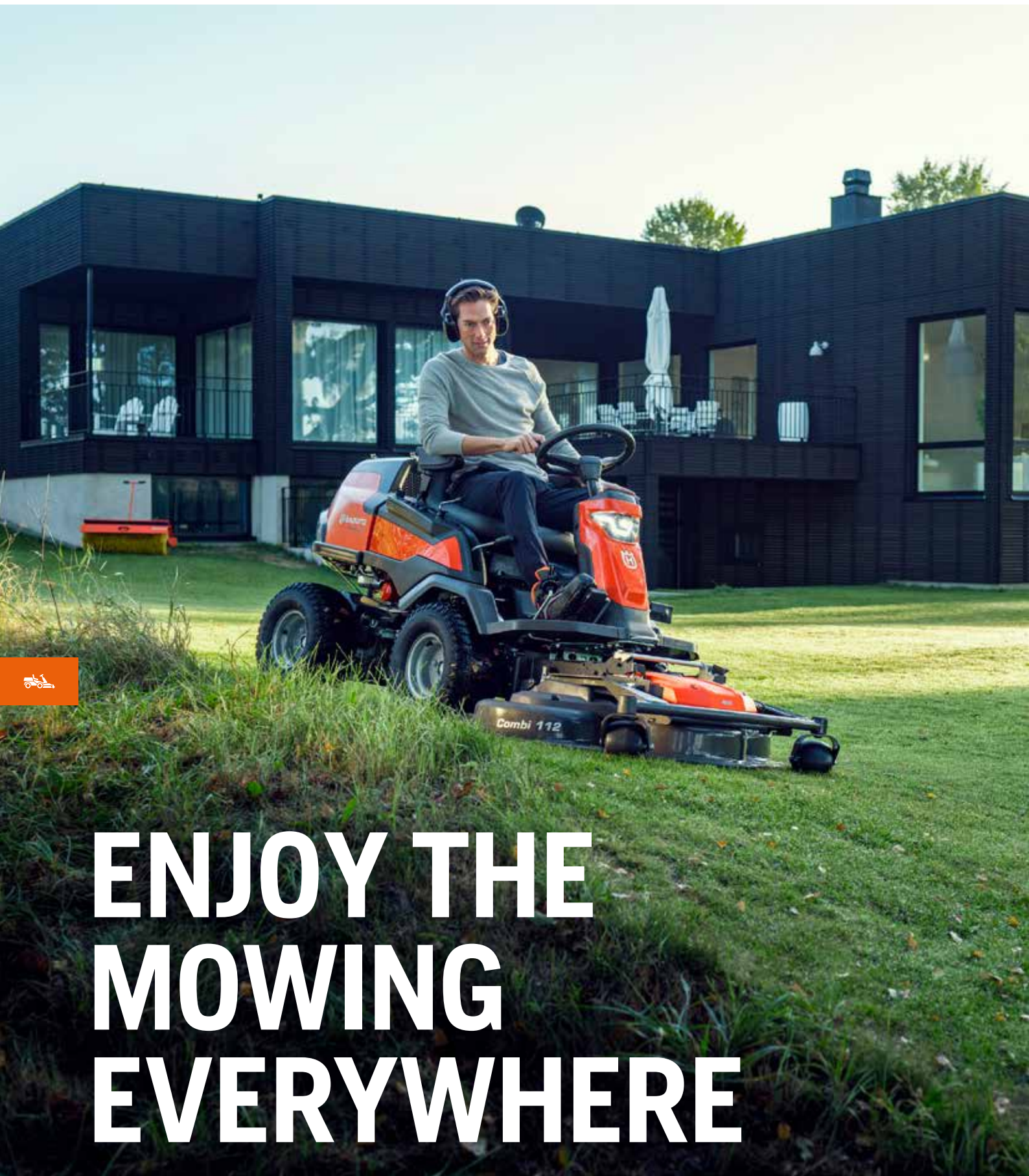
● = Available (●) = Accessory — = Not available

\*Noise emissions in the environment measured as sound power (LWA) in conformity with EC directive 2000 / 14 / EC. The guaranteed sound power level includes variation in production as well as variation from the text code with 1-3 dB(A)



	AUTOMOWER® 405X	AUTOMOWER® 415X	AUTOMOWER® 430X NERA	AUTOMOWER® 435X AWD	AUTOMOWER® 450X NERA	AUTOMOWER® 520	AUTOMOWER® 535 AWD	AUTOMOWER® 550	AUTOMOWER® 550 EPOS
	600	1500	3200 m²	3500	5000	2200	3500	5000	5000 (random) / 15000 (systematic)
	62.5	62.5	130	145	210	90	145	208	210
	10	24	24	24	24	24	24	24	24
	40/15	40/15	50/25	70/50	50/25	45/15	70/50	45/15	45 / 15
	1.3	1.3	4.2	7.0	7	2.2	7.0	7.0	7.0
	Irregular /5	Irregular /5	Irregular / 5	Irregular /5	Irregular / 5	Irregular /5	Irregular /5	Irregular /5	Irregular / Systematic
	1	1	2	2	3	3	3	3	Transport paths (3)
	Automatic	Automatic	Automatic	Automatic	Automatic	Automatic	Automatic	Automatic	Automatic
	Tripesearch	Tripesearch	Quadsearch / EPOS Guidance	Triplesearch	Pentasearch / EPOS Guidance	Pentasearch	Quadsearch	Pentasearch	EPOS Guidance
	DC	DC	DC UltraQuiet	Ultrasilent drive, DC	DC UltraQuiet	Ultrasilent drive, DC	Ultrasilent drive, DC	Ultrasilent drive, DC	Ultrasilent drive, DC
	DC	DC	DC	3-phase, DC	DC	3-phase, DC	3-phase, DC	3-phase, DC	3-phase, DC
	Li-ion	Li-ion	Li-ion	Li-ion	Li-ion	Li-ion	Li-ion	Li-ion	Li-ion
	2.1	2.1	5	5	7.5	3.2	5	10.4	10.4
	18	18	18	18	18	18	18	18	18
	25	25	19	40	26	30	40	35	35
	22	22	24	22	24	24	22	24	24
	20-60	20-60	20-60	30-70	20-60	20-60	30-70	20-60	20-60
	58 / 61	58 / 61	56/55	60/62	60/58	58/59	60/62	60/61	60 / 61
	9	9	6	9	6	6	6	6	6
	96	96	146	17.3	15	11.5	17.0	135	14.2
	—	—	—	●	—	—	●	—	—
	●	●	●	●	●	●	●	●	●
	●	●	●	●	●	●	●	●	●
	●	●	●	●	●	●	●	●	●
	—	—	●	●	●	—	—	—	—
	—	—	—	—	—	●	●	●	●
	●	●	●	●	●	●	●	●	●
	●	●	●	●	●	●	●	●	●
	●	●	●	●	●	●	●	●	●
	●	●	●	●	●	●	●	●	●
	●	●	●	●	●	●	●	●	●
	●	●	●	●	●	●	●	●	●
	—	—	(●)	—	(●)	—	—	—	●
	—	—	(●)	—	(●)	—	—	—	(●)
	●	●	●	●	●	●	●	●	●
	●	●	●	●	●	—	●	—	●
	●	●	●	●	●	●	●	●	●
	—	—	●	—	●	—	—	—	●
	●	●	●	●	●	●	●	●	●
	—	—	—	—	—	●	●	●	●
	●	●	●	●	●	●	●	●	●
	●	●	●	●	●	●	●	●	●
	●	●	●	●	●	●	●	●	●
	—	—	●	●	●	—	●	●	●
	●	●	●	●	●	●	●	●	●
	●	●	●	●	●	●	●	●	●
	—	—	●	●	●	—	●	●	●
	●	●	●	●	●	●	●	●	●
	—	—	(●)	—	(●)	(●)	—	(●)	(●)
	●	●	●	●	●	—	●	—	●
	(●)	(●)	(●)	(●)	(●)	(●)	(●)	(●)	(●)
	(●)	(●)	(●)	—	(●)	●	—	(●)	(●)
	(●)	(●)	(●)	—	(●)	(●)	—	(●)	—
	(●)	(●)	(●)	—	(●)	(●)	—	(●)	(●)
	(●)	(●)	(●)	—	(●)	●	—	●	●
	(●)	(●)	(●)	(●)	(●)	(●)	(●)	(●)	—





# ENJOY THE MOWING EVERYWHERE

Husqvarna Riders reach places you never thought possible, helping you work in narrow spaces, on slopes and across all types of terrain. But you'll find there's more to a Husqvarna Rider than just that. Our range of machines are specifically designed to offer different working solutions for different needs. With different mowing options and a wide range of attachments for everything from mowing to snow throwing, they deliver a new level of performance.



# WHAT YOU GET AND HOW WE DO IT



## SUPERIOR MANOEUVRABILITY

The articulated steering gives first-class manoeuvrability and facilitates driving around obstacles such as trees, bushes and flower beds.



## MOWING ACCESSIBILITY

Front-mounted cutting deck gives excellent overview of the working area, allowing you to trim edges and reach into corners and under bushes with ease.



## OPTIMISED DRIVER'S POSITION

Safety, stability and traction on both flat ground and hillsides. The rider's low centre of gravity contributes to excellent traction and user comfort.



## PRODUCING A HEALTHY LAWN

Our Combi cutting decks feature the superior BioClip® mulching technology, which refines grass clippings into natural fertiliser, providing a rich, green and healthy lawn.



## DRIVING PLEASURE

Husqvarna Riders are easy and fun to drive with precise steering, pedal-operated hydrostatic transmissions and intuitive controls.



[husqvarna.com/ride-on-front-mowers](https://husqvarna.com/ride-on-front-mowers)



# RIDERS



Smart display. The intuitive overview and display will give you real time updates on your rider's status.



Husqvarna BioClip® – excellent mulching technology where clippings and leaves are repeatedly circulated through the blades and cut into small pieces, to become a natural fertiliser.

Integrated tool carrier. Bring your handheld machines or batteries with you and charge them with the 12V outlet.

Increased comfort. The seat slides on a 10-degree incline, providing a correct angle of the knees regardless of the driver's height.

Power steering. Effortless turning of the wheel and increased manoeuvrability to reach the tight areas.

Powerful LED lights. Headlights with 180-degree coverage that will make it possible to keep going long past dusk, increasing productivity.

XChange Drive-in-drive-out attachment frame. Makes it easier than ever to change your rider's attachment. The deck can be flipped into service position and the attachment changed quickly and without the use of tools which minimises downtime.

Heavy-duty design. Reinforced transmission, a durable, redesigned chassis and a tough, robust frame ready to take on the toughest of jobs.

All-wheel-drive. The AWD adds traction and allows for a dependable mowing experience, no matter the surface.



## HUSQVARNA 400 SERIES

### A NEW GENERATION OF MOWING EFFICIENCY

When mowing a lawn, efficiency and cut quality are obvious factors that make the difference. However, there are many more things to consider. With the new generation of Riders, Husqvarna adds new levels of convenience and performance to the mix. The 400 series are a robust and powerful Rider with commercial performance in a compact, user-friendly package. The best of two worlds, really.

### STAY CONNECTED, STAY INFORMED

The 300 and 400 series have connectivity built in. With your Husqvarna Connect app you can easily access your Rider's runtime data and status. You also get help with troubleshooting as well as advice on how to best care for your product. For professional users, the connectivity also makes it possible to connect to Husqvarna Fleet Services™.



Not all features shown are available on all models.



**CARE**

Find out more on page 289



### HUSQVARNA BIOCLIP® – SUPERIOR MULCHING TECHNOLOGY

Husqvarna BioClip® is a great way to take care of grass clippings and fallen leaves. With BioClip® the clippings and leaves are repeatedly circulated through the blades and cut into small pieces, before dropping to the lawn. These cuttings are so small that they pass through the grass, down to the soil, working as a natural fertiliser. It's a convenient and environmentally friendly way to get a healthy, green lawn.



## LARGE AREAS OR SMALL COMPLEX GARDENS

With cutting widths ranging from 85 to 180cm you will easily find a Husqvarna Rider that suits your preference and your garden, whether it is large and widespread or narrow and complex. Their excellent manoeuvrability and the superb accessibility offered by the front-mounted cutting decks make these ride-on mowers perform in a class of their own.



## INTRODUCING THE HUSQVARNA RIDER COLLECTION SERIES

Now you can achieve a tidy lawn without clippings while enjoying all the pleasures of driving a Husqvarna Rider. The Rider Collection offers great mowing performance, both in terms of excellent manoeuvrability and problem-free collection with superior capacity.



The powerful ACTech™ auger transports the clippings without clogging and compacts it to fill the collector optimally.



The large collector is comfortably emptied with a push of this button.



### CUTTING AND COLLECTING

The cutting deck on the Rider Collection has a special design with counter-rotating blades that efficiently cuts the grass and throws the clippings backwards to the auger. Available with a 103cm or 112cm cutting width.




### MORE MOWING, LESS EMPTYING

The combination of a powerful auger compressing the grass, and a large-volume collector, is the secret behind the superior collecting capacity. The Rider Collection can hold twice the grass volume of a conventional collecting machine, so you can mow a larger area before it's time to empty.



# PRODUCT USE GUIDE









Use this guide to help you select the best product for your needs.

TYPE OF USE	MODEL	ENGINE TYPE	CUTTING WIDTH	OVERALL MACHINE WIDTH	OVERALL MACHINE LENGTH	DRIVE SYSTEM	CUTTING SYSTEM		
							MULCH	REAR EJECT	COLLECTION
 OCCASIONAL USE	<b>R 112C</b>	Single	85cm	90cm	212cm	Hydrostatic	●	●	
	<b>R 112iC</b>	Li-ion	85cm	88.3cm	212cm	Electric	●	●	
	<b>R 200iX</b>	Li-ion	94cm / 103cm	89cm	199cm	Electric	●	●	
	<b>R 214</b>	V-Twin	94cm / 103cm	88.3cm	194.2cm	Hydrostatic	●	●	
	<b>R 214C</b>	V-Twin	94cm	88.3cm	192.2cm	Hydrostatic	●	●	
	<b>R 214T</b>	V-Twin	94cm / 103cm	100cm / 108cm*	223cm	Hydrostatic	●	●	
	<b>R 214TC</b>	V-Twin	94cm	100cm	223cm	Hydrostatic	●	●	
	<b>R 216T AWD</b>	V-Twin	94cm / 103cm	100cm / 108cm*	223cm	Hydrostatic AWD	●	●	
 FREQUENT USE (DEMANDING DOMESTIC / LANDOWNER)	<b>R 320X AWD</b>	Single	103cm / 112cm	108cm / 118cm*	226cm / 228cm*	Hydrostatic AWD	●	●	
	<b>R 316TX</b>	V-Twin	103cm / 112cm	108cm / 118cm*	226cm / 228cm*	Hydrostatic	●	●	
	<b>R 316TsX AWD</b>	V-Twin	103cm / 112cm	108cm / 118cm*	226cm / 228cm*	Hydrostatic AWD	●	●	
	<b>RC 318T</b>	V-Twin	103cm / 112cm	109cm / 118cm*	240cm	Hydrostatic			●
	<b>RC 320Ts AWD</b>	V-Twin	103cm / 112cm	109cm / 118cm*	240cm	Hydrostatic AWD			●
 PART-TIME USE (LANDOWNER / LANDSCAPER USE)	<b>R 420TsX AWD</b>	V-Twin	112cm / 122cm	118cm / 128.5cm*	230cm / 254cm*	Hydrostatic AWD	●	●	
 FULL-TIME USE (PROFESSIONAL)	<b>P524X</b>	V-Twin	112cm / 137cm	TBC	249cm / 252cm*	Hydrostatic AWD	●	●	
	<b>P524X EFI</b>	V-Twin EFI	112cm / 137cm	TBC	249cm / 252cm*	Hydrostatic AWD	●	●	
	<b>P524XR EFI</b>	V-Twin EFI	112cm / 137cm	TBC	249cm / 252cm*	Hydrostatic AWD	●	●	
	<b>P 525DX</b>	Diesel	132cm / 155cm	138cm / 161cm*	268cm / 275cm*	Hydrostatic AWD	●	●	
	<b>P 535HX</b>	Diesel Hybrid	132 / 155 / 180cm	161cm / 186cm*	TBC	Digital AWD	●	●	

The product selector is only to be used as a guide. Please visit your local Authorised Husqvarna dealer for more information.

\* - Overall width / length with larger cutting width Combi deck. ○ Not the optimum solution.

NOTE: Overall machine dimensions are approximate and to be used as a guide only. Husqvarna reserve the right to change specification detail without prior notice.

	RECOMMENDED LAWN AREA					ALL YEAR ROUND USE			PAGE
									
	SMALL	MEDIUM	MEDIUM / LARGE	LARGE	PROFESSIONAL GROUNDS MAINTENANCE	FRONT MOUNT ACCESSORIES	POWERED FRONT MOUNT ACCESSORIES	TRAILED ACCESSORIES	
	●	○						○	194
	●	●						●	194
	●	●				●		●	195
	●	●				●		●	195
	●	●				●		●	195
	●	●	○			●		●	196
	●	●	○			●		●	196
	●	●	○			●		●	197
	●	●	●	○		●	●	●	199
	●	●	●	○		●	●	●	198
	●	●	●	○		●	●	●	198
	●	●	●	○				●	200
	●	●	●	○			●	●	200
		●	●	●	○	●	●	●	202
		●	●	●	●	●	●	●	212
		●	●	●	●	●	●	●	213
		●	●	●	●	●	●	●	213
				●	●	●	●	●	215
				●	●	●	●	●	218





## OCCASIONAL AND DEMANDING OCCASIONAL USE



The 100 series rider is designed for domestic use in small to medium areas. The compact platform with 85cm Combi cutting deck ensures you can cut more grass in less time leaving an excellent finish without the worry of disposing of grass clippings.

The 200 series are designed for more demanding domestic and landowner use. Additional 200 series features include box frame chassis, larger exhaust silencer for lower noise, service position for deck cleaning and maintenance and a comfort seat. With 2 smaller Combi deck options available, the 200 series riders are also just as well suited working in medium size open expanses.

### Ideal for applications including:

- **Small to medium lawns**
- **Complex areas with obstacles**
- **Confined areas**
- **All year round use**

### R 112C



Compact rider designed for domestic use on smaller areas. Excellent manoeuvrability allows easy navigation in confined and complex areas. BioClip® cutting deck provides excellent cutting results.

- BioClip® cutting deck
- Supplied with cutting deck
- 65cm uncut circle

Engine	Engine size / Power	Transmission	Cutting width
Husqvarna 413AE	344cm <sup>3</sup> / 6.4kW	Hydrostatic	85cm
Model	Order PNC	RRP ex VAT	RRP inc VAT
R 112C 85cm	967 17 84-02		

### R 112iC



Compact battery powered rider designed for domestic use on smaller areas. Excellent manoeuvrability allows easy navigation in confined and complex areas. BioClip® cutting deck provides excellent cutting results.

- BioClip® cutting deck
- Up to 3000m<sup>2</sup> per charge
- Keypad with savE™
- Dynamic Mowing
- 65cm uncut circle
- Bluetooth connectivity

Engine	Engine size / Power	Transmission	Cutting width
Li-ion	52V	Electric drive	85cm
Model	Order PNC	RRP ex VAT	RRP inc VAT
R 112iC 85cm	967 84 82-01		

**R200iX** NEW



Multipurpose for the multitaskers, the Rider R 200iX leads the shift towards electric riding lawn mowers. Dynamic mowing mode autonomously adapts to suit any lawn condition for an even cut.

- Front Mounted Electric Cutting Deck
- BioClip®
- Dynamic Mowing
- Articulated Steering
- savE™
- 100% Battery Powered

Engine	Engine size / Power	Transmission	Cutting width
Li-ion	50.4V	Electric drive	94cm / 103cm
Model	Order PNC	RRP ex VAT	RRP inc VAT
R200iX Unit	970 64 99-01		
C94i	970 65 00-01		
C103i	970 65 01-01		

**R214**



Ideal for taking care of larger lawns, this versatile ride-on lawn mower is efficient all year round. It can be fitted with a 94cm or 103cm combi cutting deck with two cutting options – BioClip® mulching for lawn fertilization and rear ejection cutting for higher, tougher grass.

- BioClip® cutting deck
- Hour meter
- Turn key start
- Service position
- 30cm uncut circle

Engine	Engine size / Power	Transmission	Cutting width
Husqvarna V-Twin	452cm³ / 9.5kW	Hydrostatic	94cm / 103cm
Model	Order PNC	RRP ex VAT	RRP inc VAT
R 214 Unit	970 54 21-01		
Combi 94cm	967 15 22-01		
Combi 103cm	967 15 23-01		

**R214C**



Efficient Rider with 94cm Combi cutting deck, offering first-class BioClip® and rear ejection cutting.

- BioClip® cutting deck
- Hour meter
- Turn key start
- Service position
- 30cm uncut circle
- Supplied with cutting deck

Engine	Engine size / Power	Transmission	Cutting width
Husqvarna HS 413AE	413cm³ / 8.4kW	Hydrostatic	94cm
Model	Order PNC	RRP ex VAT	RRP inc VAT
R 214C 94cm	970 51 94-01		

**COMBI CUTTING DECKS - 200 SERIES**



Combi cutting decks offering two cutting methods: BioClip® and rear ejection. As the deck is stamped from a single piece of metal, with no seams and sharp bends to trap cuttings, the result is market-leading mulching and super-efficient ejection. Fits to R214, R 214T and R 216T AWD.

Cutting deck	Order PNC
Combi 94cm	967 15 22-01
Combi 103cm	967 15 23-01

**REPLACEMENT BLADES**

Cutting deck	Combi 94cm	Combi 103cm
Blade type	Mulch x 3	
PNC	579 65 25-10	504 18 82-10

**BATTERY CHARGERS**

PS300T R 112iC Battery Charger	595 30 86-01
PS300C R200iX Battery Charger	537 54 80-02





## OCCASIONAL AND DEMANDING OCCASIONAL USE



The 100 series rider is designed for domestic use in small to medium areas. The compact platform with 85cm Combi cutting deck ensures you can cut more grass in less time leaving an excellent finish without the worry of disposing of grass clippings.

The 200 series are designed for more demanding domestic and landowner use. Additional 200 series features include box frame chassis, larger exhaust silencer for lower noise, service position for deck cleaning and maintenance and a comfort seat. With 2 smaller Combi deck options available, the 200 series riders are also just as well suited working in medium size open expanses.

### Ideal for applications including:

- **Small to medium lawns**
- **Complex areas with obstacles**
- **Confined areas**
- **All year round use**

### R 214TC



Powerful compact rider designed for demanding domestic and landowner use on small to medium size areas. With a powerful Husqvarna V-twin engine, this rider offers superb efficiency and manoeuvrability

- BioClip® cutting deck
- Hour meter
- Turn key start
- Service position
- 30cm uncut circle
- Supplied with cutting deck

Engine	Engine size / Power	Transmission	Cutting width
Husqvarna V-Twin	586cm <sup>3</sup> / 11.3kW	Hydrostatic	94cm
Model	Order PNC	RRP ex VAT	RRP inc VAT
R 214TC 94cm	970 54 23-01		

### R 214T



Powerful compact rider designed for demanding domestic and landowner use on small to medium size areas. With a powerful Husqvarna V-twin engine, this rider offers superb efficiency and manoeuvrability. Choice of cutting widths.

- BioClip® cutting decks
- Hour meter
- Turn key start
- Service position
- 30cm uncut circle

Engine	Engine size / Power	Transmission	Cutting width
Husqvarna 586AE	586cm <sup>3</sup> / 11.3kW	Hydrostatic	94cm / 103cm
Model	Order PNC	RRP ex VAT	RRP inc VAT
R 214T Unit	970 54 22-01		
Combi 94cm	967 15 22-01		
Combi 103cm	967 15 23-01		



## R 216T AWD



High specification rider designed for demanding domestic and landowner use on small to medium size areas. Features a powerful Husqvarna V-twin engine and AWD ideal for tackling the most demanding conditions. Choice of cutting width.

- BioClip® cutting decks
- Hour meter
- Turn key start
- Service position
- 30cm uncut circle
- LED Headlights

Engine	Engine size / Power	Transmission	Cutting width
Husqvarna V-Twin	586cm <sup>3</sup> / 11.3kW	Hydrostatic AWD	94cm / 103cm
Model	Order PNC	RRP ex VAT	RRP inc VAT
R 216T AWD Unit	970 54 24-01		
Combi 94cm	967 15 22-01		
Combi 103cm	967 15 23-01		

## COMBI CUTTING DECKS - 200 SERIES



Combi cutting decks offering two cutting methods: BioClip® and rear ejection. As the deck is stamped from a single piece of metal, with no seams and sharp bends to trap cuttings, the result is market-leading mulching and super-efficient ejection. Fits to R 214T and 216T AWD.

Cutting deck	Order PNC
Combi 94cm	967 15 22-01
Combi 103cm	967 15 23-01

## REPLACEMENT BLADES

Cutting deck	Combi 94cm	Combi 103cm
Blade type	Mulch x 3	
PNC	579 65 25-10	504 18 82-10



## RIDER 3 YEAR WARRANTY\*

For additional peace of mind extend your standard warranty up to 3 years.

\* Husqvarna provide a one year's manufacturers warranty, this can be extended to two years if your machine is registered by an Authorised Husqvarna dealer and serviced in accordance with the operators manual. To extend your warranty further your rider must be serviced annually by an Authorised Husqvarna dealer, this qualifies you for an additional 1 year warranty bringing the total to 3 years. The 3 year warranty is not available to professional users.



## FREQUENT USE



Highly specified and versatile riders for demanding domestic and landowner use. Ideal for confined complex areas as well as open expanses. Additional 300 series features include attachment frame for powered front attachments, hour meter, fully floating deck for uneven areas and high back comfort seat. With 2 Combi deck options available the 300 series riders are adaptable to suit different requirements. With the option of AWD and a range of front attachments they are also suited to all year round use. All machines feature Bluetooth Connectivity through the Husqvarna Connect App.

**Ideal for applications including:**

- **Medium to large lawns**
- **Complex areas with obstacles**
- **Confined areas**
- **All year round use**

## R 316TX



Easy to use versatile rider designed for frequent demanding domestic / landowner use. High torque V-Twin engine provides smooth and efficient mowing, even in demanding conditions. Choice of cutting widths.

- BioClip® cutting decks
- Headlights & digital display
- Powered front attachments
- Service position
- 30cm uncut circle

Engine	Engine size / Power	Transmission	Cutting width
Kawasaki FS V-Twin	603cm <sup>3</sup> / 9.6kW	Hydrostatic	103cm / 112cm
Model	Order PNC	RRP ex VAT	RRP inc VAT
R 316TX Unit	970 54 27-01		
Combi 103cm	967 15 24-01		
Combi 112cm	967 18 85-01		

## R 316TsX AWD



High specification, versatile rider designed for frequent demanding domestic / landowner use. Easy to use, with high torque V-Twin engine, AWD, power steering and attachment frame allows efficient and effective all year round use in a range of applications.

- BioClip® cutting decks
- Service position
- Power steering & Efficiency pack
- 30cm uncut circle
- Headlights & digital display
- Powered front attachments

Engine	Engine size / Power	Transmission	Cutting width
Kawasaki FS V-Twin	603cm <sup>3</sup> / 9.8kW	Hydrostatic AWD	103cm / 112cm
Model	Order PNC	RRP ex VAT	RRP inc VAT
R 316TsX AWD Unit	970 54 29-01		
Combi 103cm	967 15 24-01		
Combi 112cm	967 18 85-01		





**R 320X AWD** **UPDATED**



Versatile rider designed for frequent demanding domestic / landowner use. AWD transmission provides improved traction on more demanding ground conditions. Choice of front attachments for maximum flexibility.

- BioClip® cutting decks
- Headlights & digital display
- Powered front attachments
- Service position
- 30cm uncut circle
- Turn key start

Engine	Engine size / Power	Transmission	Cutting width
Husqvarna 546AE	546cm³ / 10.3kW	Hydrostatic AWD	94cm / 103cm / 112cm
Model	Order PNC	RRP ex VAT	RRP inc VAT
R 320X AWD Unit	970 54 26-01		
Combi 94cm	967 15 22-01		
Combi 103cm	967 15 24-01		
Combi 112cm	967 18 85-01		



**GET THE HUSQVARNA CONNECT APP!**

**COMBI CUTTING DECKS - 300 SERIES**



Combi cutting decks offer two cutting methods: BioClip® and rear ejection. As the deck is stamped from a single piece of metal, with no seams and sharp bends to trap cuttings, the result is market-leading mulching and super-efficient ejection. Fits to all 300 series models.


Cutting deck	Order PNC
Combi 103cm	967 15 24-01
Combi 112cm	967 18 85-01

**REPLACEMENT BLADES**

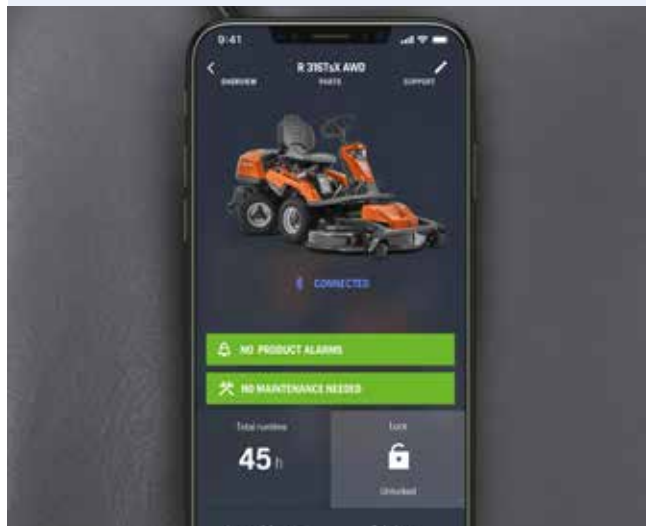
Cutting deck	Combi 103cm	Combi 112cm
Blade type	Mulch x 3	
PNC	504 18 82-10	504 18 81-10

**ALL YEAR ROUND USE**

Range of attachments. Pages 204 - 205

**HUSQVARNA CONNECT APP**  
Stay connected to your 300 series rider direct from your smartphone. Available from App Store and Google Play.





## FREQUENT USE



Highly specified and versatile riders with grass collection for demanding domestic and landowner use. Ideal for confined complex areas as well as open expanses. Standard RC 300 series features include ACTech™ problem-free grass collection, service position, hour meter, fully floating deck for uneven areas and high back comfort seat. With 2 cutting deck options available, the RC 300 series riders are adaptable to suit different requirements. With the option of AWD they are able to tackle more demanding situations.

**Ideal for applications including:**

- **Medium to large lawns**
- **Complex areas with obstacles**
- **Confined areas**
- **All year round use**

## RC 320Ts AWD



High-specification Rider with ACTech™ collection system with anti-clog auger and large collection capacity. Powerful twin cylinder engine with Turn Key start, empty bag and select collection mode from seat. Model features AWD which provides improved traction on more demanding ground conditions and power steering. Choice of cutting widths.

- Collection cutting decks
- ACTech™ anti-clog auger
- Service position
- All wheel drive
- 50cm uncut circle
- Compacting 300 litre collector
- LED Headlights & hour meter
- Power steering

## RC 318T

UPDATED



High-specification Rider with ACTech™ collection system with anti-clog auger and huge collection capacity. Powerful twin cylinder engine with Turn Key start, empty bag and select collection mode from seat. Choice of cutting widths.

- Collection cutting decks
- ACTech™ anti-clog auger
- Service position
- 50cm uncut circle
- Compacting 300 litre collector
- Headlights & hour meter

Engine	Engine size / Power	Transmission	Cutting width
Husqvarna 635AE	635cm <sup>3</sup> / 12.7kW	Hydrostatic	103cm / 112cm
Model	Order PNC	RRP ex VAT	RRP inc VAT
RC 318T Unit	970 62 11-01		
Combi 103cm	967 97 81-01		
Combi 112cm	967 97 82-01		



The high capacity collection auger compacts grass clippings in to the integrated collector. The collector is easily emptied from the driver's seat by the push of a button.



The specially designed cutting deck has counter-rotating blades that efficiently cuts the grass and feed the auger. The service position allows for easy cleaning and maintenance.



All controls are grouped together maximising user comfort and ensuring safe control. Turn key start allows easy starting, no choke needed, just turn the key and go.

Engine	Engine Size / Power	Transmission	Cutting width
Husqvarna 635AE	636cm <sup>3</sup> / 12.7kW	Hydrostatic AWD	103cm / 112cm
Model	Order PNC	RRP Ex VAT	RRP Inc VAT
RC 320Ts AWD Unit	970621201		
103cm	967 97 81-01		
112cm	967 97 82-01		

### CUTTING DECKS - RC 300 SERIES



Cutting decks designed specifically for Rider Collection models. As the deck is stamped from a single piece of metal, with no seams and sharp bends to trap cuttings, the result is excellent cutting performance. Fits to RC 300 series models only.

Cutting deck	Order PNC
103cm	967 97 81-01
112cm	967 97 82-01

### REPLACEMENT BLADES

Cutting deck	103cm	112cm
Blade type	Collection	
PNC (LH)	590 74 94-10	588 82 43-10
PNC (centre)	588 82 44-10	588 82 44-10
PNC (RH)	590 74 94-20	588 82 43-20



### Locate your nearest dealer

Visit: [www.husqvarna.com/uk/dealer-locator](http://www.husqvarna.com/uk/dealer-locator)

### DID YOU KNOW?

The unique ACTech™ collection system compacts the grass collecting significantly more when compared to conventional collection systems.



**PART-TIME USE**

High performance, versatile riders designed for demanding landowner and landscaper use on medium to large areas. The machines have an exceptional work rate due to high manoeuvrability and the ability to access tight restricted areas. Additional 400 series features include XChange Drive-in-drive-out attachment frame for tool-less attachment change, hydraulic lift and ergonomic fully adjustable cockpit. Built with the capacity to maintain larger areas, together with the optional all year round attachments make them a highly versatile all round machine.

**Ideal for applications including:**

- **Larger lawns**
- **Farm and country estates**
- **Sports facilities**
- **Grounds maintenance**
- **All year round use**

**R 420TsX AWD**

Compact high performance AWD rider designed for demanding part time use. Extremely manoeuvrable making it ideal for tight and complex areas. XChange Drive-in-drive-out attachment frame lets you change attachments quickly and without the use of tools. Ideally suited for all year round use. Model features AWD which provides improved traction on more demanding ground conditions and power steering. Choice of cutting widths.

- BioClip® cutting decks
- Drive-in-drive-out attachments
- Power steering
- All wheel drive
- Optional cargo holder
- 70cm uncut circle
- High intensity LED Headlights
- Hydraulic lift
- Digital dashboard
- Husqvarna Connect





XChange Drive-in-drive-out attachment frame. Makes it easier than ever to change your rider's attachment. The deck can be flipped into service position and the attachment changed quickly and without the use of tools.



Increased comfort. The seat slides on a 10-degree incline, securing a correct angle of the knees regardless of the driver's height. The steering column height is also adjustable.



All controls are grouped together maximising user comfort and ensuring safe control. Smart display. The new intuitive overview and display will give you real time updates on your rider's status.

Engine	Engine Size / Power	Transmission	Cutting width
Kawasaki FS V-Twin	726cm <sup>3</sup> / 14.0kW	Hydrostatic AWD	103cm / 112cm / 122cm
Model	Order PNC	RRP Ex VAT	RRP Inc VAT
R 420TsX AWD Unit	967 64 84-01		
Combi 112cm (2019 4 series mount)	967 64 90-01		
Combi Turf 122cm (2019 4 series mount)	967 64 91-01		

### COMBI CUTTING DECKS - 400 SERIES



XChange Combi cutting decks offer two cutting methods: BioClip® and rear ejection. As the deck is stamped from a single piece of metal, with no seams and sharp bends to trap cuttings, the result is market-leading mulching and super-efficient ejection. Fits to all 400 Series 2019 >

\* **NOTE** Combi 122cm fits R 420TsX AWD only

Cutting deck	Order PNC
Combi 103cm	967 64 89-01
Combi 112cm	967 64 90-01
Combi 122cm*	967 64 91-01

### REPLACEMENT BLADES

Cutting deck	Combi 103cm	Combi 112cm	Combi 122cm
Blade type	Mulch x 3		
PNC	504 19 04-10	504 18 78-10	535 42 94-10



**Locate your nearest dealer**

Visit: [www.husqvarna.com/uk/dealer-locator](http://www.husqvarna.com/uk/dealer-locator)

### ALL YEAR ROUND USE

Range of XChange Drive-in-drive-out attachments. Pages 204 - 205



### HUSQVARNA RECOMMEND

The cargo holder accessory allows additional items such as a handheld blower or personal items to be carried securely on the machine hood.



Model	Order PNC
Cargo Holder	594 98 83-01





## RIDER ACCESSORIES



The perfect lawn requires more than simply cutting. Additional maintenance is needed for optimum health and appearance. Towed accessories are an efficient way of getting excellent results with ease. The comprehensive range of powered and non-powered front mount accessories also enables true year round use, making maximum use of your investment.

### FLAIL MOWER



Robust, reliable flail mower for rough areas with overgrown grass and low brushwood. 90cm working width.

Fits to	Order PNC
300 Series	966 41 61-01
RRP ex VAT	RRP inc VAT

### FLAIL MOWER RC



Robust, reliable flail mower for rough areas with overgrown grass and low brushwood. 90cm working width.

Fits to	Order PNC
RC 320Ts AWD	596 28 98-01
RRP ex VAT	RRP inc VAT

### FLAIL MOWER R400



Robust, reliable flail mower for rough areas with overgrown grass and low brushwood. 100cm working width.

Fits to	Order PNC
400 Series 2019>	596 28 92-01
RRP ex VAT	RRP inc VAT

### BROOM



Power broom for sweeping of sand, gravel and leaves. Adjustable working angle from driver's seat. Max working width 95cm.

Fits to	Order PNC
RC 320Ts AWD	593 02 43-01
RRP ex VAT	RRP inc VAT

### BROOM R300



Power broom for sweeping of sand, gravel and leaves. Adjustable working angle from driver's seat. Max working width 95cm.

Fits to	Order PNC
300 Series	587 02 46-01
RRP ex VAT	RRP inc VAT

### BROOM R400



Power broom for sweeping of sand, gravel and leaves. Adjustable working angle from driver's seat. Max working width 120cm.

Fits to	Order PNC
400 Series 2019>	596 28 87-01
RRP ex VAT	RRP inc VAT

### SNOW BLADE R200



Snow blade for clearing paths and driveways. Can be set to different angles. Requires rubber strip 531 02 12-40. Working width 120cm.

Fits to	Order PNC
200 Series	965 07 09-01
RRP ex VAT	RRP inc VAT

### SNOW BLADE R300



Snow blade for clearing paths and driveways. Can be set to different angles. Requires rubber strip 531 02 12-40. Working width 120cm.

Fits to	Order PNC
300 Series	966 41 59-01
RRP ex VAT	RRP inc VAT

### SNOW BLADE R400



Snow blade for clearing paths and driveways. Can be set to different angles. Requires rubber strip 531 02 12-40. Working width 125cm.

Fits to	Order PNC
400 Series 2019>	596 29 00-01
RRP ex VAT	RRP inc VAT

### SNOW THROWER R300



Highly effective, heavy-duty single-stage thrower designed for use on AWD models. Working width 100cm.

Fits to	Order PNC
300 Series AWD	967 27 67-01
RRP ex VAT	RRP inc VAT

**SNOW THROWER R400**



Highly effective, heavy-duty single-stage thrower designed for the most demanding conditions. Working width 100cm.

Fits to	Order PNC
400 Series 2019>	596 28 93-01
RRP ex VAT	RRP inc VAT

**TRAILER 275**



Folding tailgate for easy loading and unloading. Loading dimensions (L x W x H): 125 x 83 x 31cm. Load capacity 225kg.

Fits to	Order PNC
100 - 400 Series	501 00 82-01
RRP ex VAT	RRP inc VAT

**SWEEPER**



Robust sweeper with extra high capacity collection. Foldable for easy storage. Adjustable height setting. Working width 112cm.

Fits to	Order PNC
200 - 400 Series	586 63 65-01
RRP ex VAT	RRP inc VAT

**ROLLER**



Fill with water or sand to add weight. Use for levelling uneven ground or consolidating newly sown seed. Working width 91cm.

Fits to	Order PNC
200 - 400 Series	965 89 94-01
RRP ex VAT	RRP inc VAT

**ATTACHMENT PLATFORM**



Attachment platform for aerator, plug aerator and dethatcher. Attachments are easily changed without tools.

Fits to	Order PNC
200 - 400 series	586 63 72-01
RRP ex VAT	RRP inc VAT

**AERATOR**



Allows air, water and nutrients to reach the soil. Rustproof blades. Requires platform.

Fits to	Order PNC
Attachment platform	586 63 69-01
RRP ex VAT	RRP inc VAT

**PLUG AERATOR**



Creates ground plugs which allow air, water and nutrients to reach the soil. Knives are rustproof. Requires platform.

Fits to	Order PNC
Attachment platform	588 21 27-01
RRP ex VAT	RRP inc VAT

**DETHATCHER**



Removes moss, for a healthier lawn. The spring tines are heat-treated for extra durability. Requires platform.

Fits to	Order PNC
Attachment platform	586 63 68-01
RRP ex VAT	RRP inc VAT

**SPREADER 75**



Ideal for applying seed, fertiliser or salt. Spreading width of 300 - 360cm. Capacity of 70kg. Adjustable flow.

Fits to	Order PNC
200 - 400 series	967 02 72-01
RRP ex VAT	RRP inc VAT

**GRAVEL HARROW**



Sturdy harrow with rubber wheels. Has spring tines that fold when you reverse. Working width 110cm.

Fits to	Order PNC
200 - 400 series	953 51 24-01
RRP ex VAT	RRP inc VAT

**COUNTERWEIGHT**



For increased grip and improved control when using attachments. Recommended on 2WD models. Weight 18kg.

Fits to	Order PNC
200 - 400 Series	953 53 49-01
RRP ex VAT	RRP inc VAT

**RIDER COVER**



Tailored rider cover made from water resistant nylon with adjustable drawstring and ventilation holes.

Fits to	Order PNC
All models	505 63 08-70
RRP ex VAT	RRP inc VAT


**XS800 CHARGER**



Charges all 12 V lead-acid batteries from 1.2-32Ah and is suitable for maintenance charging up to 100Ah.

Fits to	Order PNC
All models	579 45 01-03
RRP ex VAT	RRP inc VAT


**LOADING RAMPS 20X150**



Designed for riders, corrosion resistant aluminium with anti-slip surface. 20cm wide and 150cm long (200cm also available).

Fits to	Order PNC
Up to 450kg	505 69 90-40
RRP ex VAT	RRP inc VAT

**LOADING RAMPS 26X200**



Designed for larger riders, corrosion resistant aluminium with anti-slip surface. 26cm wide and 200cm long (150cm also available).

Fits to	Order PNC
Up to 1000kg	505 69 90-45
RRP ex VAT	RRP inc VAT



# TECHNICAL SPECIFICATIONS

	R 112iC	R 112C	R 200iX	R 214	R 214C	R 214TC
Engine manufacturer	—	Husqvarna	—	Husqvarna	Husqvarna	Husqvarna
Engine name	—	HS 413AE	—	HS 452AE	HS 413AE	HS 586AE
Net power at preset rpm, kW	—	8.4@3000	—	9.5@3100	8.4@3000	11.3@3100
Battery, V/Ah	50.4 / 38.5	12 / 21	50.4V	12/24	12 / 24	12/24
Engine lubrication type	—	Pressure	—	Pressure	Pressure	Pressure
Fuel tank volume, litres	—	4	—	12	12	12
Transmission type	Electric	Hydrostatic	Electric	Hydrostatic	Hydrostatic	Hydrostatic
Transmission manufacturer	—	Hydro-Gear	—	Tuff Torq	Tuff Torq	Tuff Torq
Sound power level, guaranteed (LWA), dB(A)*	96	99	TBC	100	99	98
Sound pressure level at operators ear, dB(A)**	80	85	TBC	86.4	84	83
Vibration level steering wheel, m/s <sup>2</sup> ***	0.1	1.1	TBC	2.1	—	2.5
Vibration level seat, m/s <sup>2</sup> ***	0.27	0.5	TBC	0.61	—	0.7
Cutting methods	BioClip® / Rear ejection	BioClip® / Rear ejection	BioClip® / Rear ejection	BioClip® / Rear ejection	BioClip® / Rear ejection	BioClip® / Rear ejection
Cutting width, min-max, cm	85	85	94 / 103	94 / 103	94	94
Cutting height, min-max, mm	25-75	25-70	25-75	25-75	25-75	25-75
Uncut circle, cm	65	65	TBC	30	30	30
Blades	2	2	TBC	3	3	3
Collector volume, litres	—	—	—	—	—	—
Tyre dimensions	155/50-8	155/50-8	170/60-8	170/60-8	170/60-8	170/60-8
Base machine, height, cm	106.9	108	113	113	107	107
Base machine, length, cm	211.9	212	199	194.2	192.2	223
Base machine, width, cm	88.3	88	89	88.3	88.3	100
Weight, kg	161	190	186	192	191	244

## FEATURES

ACTech™	—	—	—	—	—	—
Adjustable steering wheel	●	—	●	●	●	●
All-Wheel-Drive	—	—	—	—	—	—
Articulated steering	—	—	●	●	●	●
Attachment frame	●	—	●	●	—	—
XChange attachment frame	—	—	—	—	—	—
Automatic blade engagement	●	●	●	●	●	●
Cargo holder	—	—	—	—	—	—
External fuel cap	—	●	—	●	●	●
Front-mounted cutting deck	●	●	●	●	●	●
Headlights	—	—	—	—	—	—
Dual LED headlights	—	—	—	—	—	—
HMI Display	●	—	●	—	—	—
Hour meter	●	—	●	●	●	●
Hydraulic equipment lift	—	—	—	—	—	—
Integrated Connectivity - Husqvarna Connect	●	—	—	—	—	—
Pivoting rear axle	●	●	●	●	●	●
Power steering	—	—	—	—	—	—
Service position	—	—	●	●	●	●
Transparent fuel tank	—	●	—	●	●	●
Turn key start	●	—	●	●	●	●
12 V socket outlet	—	—	●	—	—	—

## CUTTING DECKS

Combi 85	●	●	—	—	—	—
Combi 94	—	—	(●)	(●)	●	●
Combi 103	—	—	(●)	(●)	(●)	(●)
Combi 112	—	—	—	—	—	—
Combi 122	—	—	—	—	—	—

● = Available (●) = Accessory — = Not available \*Noise emissions in the environment measured and calculated as guaranteed sound power level according to EC-Directive 2000/14/EC. The guaranteed sound power level includes variation in production as well as variation from the test code with 1-2 dB(A). \*\*Sound pressure level according to ISO 5395 an EN 836. Reported data for sound pressure level has a typical statistical dispersion (standard deviation) of 1.2 dB(A). Noise emissions and sound pressure level can be influenced by the cutting unit used. Declared figures are for the machine equipped with the most used cutting unit for the specific mower model. For further information, see the operator's manual. \*\*\*Vibration level according to ISO 5395 and EN 836. Reported data for vibration has a typical statistical dispersion of 0.2 m/s<sup>2</sup> (steering wheel) and 0.8 m/s<sup>2</sup> (seat).



	R 214T	R 216T AWD	R 320X AWD	R 316TX	R 316TsX AWD	RC 318T	RC 320Ts AWD	R 420TsX AWD
	Husqvarna	Husqvarna	Husqvarna	Kawasaki	Kawasaki	Husqvarna	Briggs & Stratton	Kawasaki
	HV 586AE	HV 586AE	HS 546AE	FS Series V-Twin	FS Series V-Twin	HV 635AE	Husqvarna	HV 635AE
	9.9@3100	11.3@3100	10.3@2900	9.6@2900	9.8@3100	12.7@2900	12.7@2900	14.0@3000
	12/24	12/24	12/24	12/24	12/24	12/5.5	12/5.5	12/24
	Pressure	Full pressure	Full pressure	Full pressure	Full pressure	Full pressure	Full pressure	Full pressure
	12	12	12	12	12	12	12	17
	Hydrostatic	Hydrostatic AWD	Hydrostatic AWD	Hydrostatic	Hydrostatic AWD	Hydrostatic	Hydrostatic AWD	Hydrostatic AWD
	Tuff Torq	Tuff Torq	Kanzaki	Tuff Torq	Kanzaki	Tuff Torq	Tuff Torq	Tuff Torq
	99	99	99	98	99	100	100	98
	83	84	84	83	84	85	85	82
	2.5	2.5	2.5	2.5	2.5	2.5	2.4	2.7
	0.7	0.7	0.7	0.7	0.7	0.7	0.7	0.2
	BioClip® / Rear ejection	BioClip® / Rear ejection	BioClip® / Rear ejection	BioClip® / Rear ejection	BioClip® / Rear ejection	Collect / Non collect	Collect / Non collect	BioClip® / Rear ejection
	94-103	94-103	103-112	103-112	103-112	103-112	103-112	112-122
	25-75	25-75	25-75	25-75	25-75	25-75	25-75	25-75
	30	30	30	30	30	50	50	70
	3	3	3	3	3	3	3	3
	—	—	—	—	—	300	300	—
	170/60-8	170/60-8	170/60-8	170/60-8	170/60-8	16 x 6.5-8	16 x 6.5-8	200/65-8
	107	112	115	115	115	128.4	129.5	117.8
	190	196	202	202	202	208.9	208.9	207
	89	89	89	89	89	103	103.5	96.4
	208	226	253	238	248	326	328	325
	—	—	—	—	—	●	●	—
	●	●	●	●	●	●	●	●
	—	●	●	—	●	—	●	●
	●	●	●	●	●	●	●	●
	—	—	●	●	●	●	●	●
	—	—	—	—	—	—	—	●
	●	●	●	●	●	●	●	●
	—	—	—	—	—	—	—	●
	●	●	●	●	●	●	●	●
	●	●	●	●	●	●	●	●
	—	●	—	—	—	●	●	—
	—	—	●	●	●	—	—	●
	—	—	●	●	●	—	—	●
	●	●	●	●	●	●	●	●
	●	●	●	●	●	●	●	●
	●	●	●	—	—	●	●	—
	—	—	—	—	●	●	●	●
	—	—	—	—	—	—	—	—
	(●)	(●)	—	—	—	—	—	—
	(●)	(●)	(●)	(●)	(●)	(●)	(●)	—
	—	—	(●)	(●)	(●)	(●)	(●)	(●)
	—	—	—	—	—	—	—	(●)



**NOMINAL POWER** A new machinery directive (2006/42/EC) came into force on January 1, 2010, requiring manufacturers to declare the nominal power of engines, in kilowatts (kW). The power rating of the engines indicated is the average net power output during a normal working situations and meets applicable noise regulations (at specified rpm, see owner manual) of a typical production engine for the engine model measured to SAE standard J 1349/ISO 1585. Mass production engines may differ from this value. Actual power output for the engine installed in the final machine will depend on the operating speed, environmental conditions and other variables.



# GET THE JOB DONE QUICKLY, WELL AND ANYWHERE



[husqvarna.com/professional-ride-on-front-mowers](https://husqvarna.com/professional-ride-on-front-mowers)

High power and extreme versatility in a compact, durable format. That's the winning formula behind the commercial-grade front mowers from Husqvarna. With their efficient cutting decks and a wide range of useful attachments, these agile machines will help increase your daily turnover all year round, whether you prefer diesel, petrol or hybrid technology.



# WHAT YOU GET. HOW WE DO IT.

## SUPERIOR MANOEUVRABILITY

The articulated steering system allows the rear pair of wheels to swing in underneath the machine. The result is superior manoeuvrability with a minimum turning radius at full lock. The compact size together with the articulated steering makes it easy to manoeuvre the machine in narrow spaces and tricky areas.



## EXCELLENT ACCESSIBILITY AND CONTROL

The front-mounted cutting decks give excellent overview of the working area, enabling precise, close-up trimming. The off-set design of the cutting Combi 155 / X enables easy handling of corners and trimming against walls and fences, while the low profile gives unbeatable accessibility in under fences, bushes, park benches etc.



## ALL-TERRAIN DRIVING PERFORMANCE

All-Wheel Drive (AWD) ensures traction on uneven, wet and slippery areas and slopes. The machine's low centre of gravity in combination with the high-performing AWD-system gives excellent slope and hillside stability. AWD automatically adjusts the traction on all wheels depending on situation and ground condition. Equipped with high-specified variable piston pumps with separate gear boxes for the front and rear axle. The Hybrid P 535HX uses individual electric wheel motors with traction control for maximum performance in even the most demanding conditions.





## REDUCE FOLLOW-UP TRIMMING – SAVE TIME AND MONEY

Studies\* show that large-scale commercial mowers only mow about 65% of the total area of the areas they work on. The remaining 35% has to be taken care of later, using a walk-behind mower or a trimmer. The result is markedly lower productivity and more expensive labour costs. And in the end, reduced profitability. The reason for this is that most commercial Ride-on mowers aren't designed for the complex lawn shapes that professional landscapers have to deal with on a daily basis. The exception is our 500 series of compact front mowers. These machines offer lots of smart solutions that reduce the amount of follow-up trimming to 20%. Which means you finish the job earlier and can be on the way to the next one.



\* Studies comparing the mowing productivity of a rear-wheel steered front mower equipped with 155cm cutting deck versus a Husqvarna P 500 equipped with 132cm cutting deck, carried out during a full cutting season.

### EFFICIENT ERGONOMICS MAXIMISE PRODUCTIVITY

Our commercial front mowers are equipped with ergonomic operator's interface for a comfortable ride during long working hours. Controls are easily accessible and designed for optimum user comfort. The heavy-duty hydraulic-cylinder power steering makes driving less strenuous. Large wheels both front and back provide optimal riding comfort, great accessibility and less risk of damaging delicate surfaces.



### BUILT FOR YEARS OF COMMERCIAL USE

The rigid, reinforced heavy-duty steel ladder frame has an open design for excellent serviceability. For improved durability the complete rear wagon is in one piece ductile cast iron. The high-performance Combi cutting decks are stamped from a single piece of steel plate and has durable, flat-free support wheels with air-filled core to provide good dampening and smooth operation with maximum uptime.



**VERSATILE ALL-SEASON USAGE**

A wide range of cutting decks and attachments will make your front mower exceptionally versatile, all year round. The smart quick coupling allows attachments to be changed quickly and efficiently with a minimum of standard tools. Equipped with solid and hardened PTO shaft for maximum efficiency and durability. Husqvarna P 525DX is also available in a cabin-equipped version.



**ACCESSIBLE SERVICE POINTS FOR EASY MAINTENANCE**

The tilting hood and easy-access servicing points make the daily maintenance checks and servicing easy. The cutting deck features greasable mandrels that are easy to reach from above, while the service position facilitates cleaning and service under the cutting deck.

**CUTTING DECKS COMBINING EFFICIENCY AND EXCELLENT CUTTING RESULT**

The R180 rear discharge cutting deck utilises the hybrid power of the P 535HX to maximise the mowing capacity. The Combi 132 and 155 cutting decks (available for Husqvarna P 535HX and P 525DX) can be used for both BioClip® (mulching) and rear discharge. The deck shell has been stamped out of one solid piece of steel, allowing for an optimised airflow, which is the main reason for the high efficiency. The Combi decks are made from 4.5mm steel and are equipped with replaceable side skid wears, for a long and reliable product life.



**ELECTRONIC FUEL INJECTION MORE POWER – LESS FUEL AND EMISSIONS**

The P 524XEFI is equipped with electronic fuel injection (EFI). Thanks to the efficient combustion, it delivers the additional power and torque you need to maintain a higher speed in uneven terrain. It also contributes to lower fuel consumption and less emissions. Starting is easy too, since there's no need for a manual choke. Just turn the key and go.



## FULL-TIME USE



The P 500 series high capacity commercial front mowers are designed for professional grounds maintenance over large expanses and areas with high complexity. Powerful and extremely versatile in a compact yet durable package with highly efficient cutting decks and a wide range of all year use attachments. The P 500 machines will help increase your daily turnover all year round, whether you prefer diesel, petrol or hybrid power.

### Ideal for applications including:

- Professional grounds maintenance
- Large areas with complexity
- Parks and sports facilities
- Large residential
- Holiday parks
- All year round use

## P 524X

NEW



Front-mounted petrol ride-on lawn mower, built for commercial use. Compact and versatile with articulated steering, All-Wheel Drive and a powerful engine from Kawasaki. An electric attachment lift enables efficient and comfortable work. Intended for facility management companies, sports clubs and for contractors who want a maneuverable ride-on solution for year-round duties in complex areas. Can be equipped with 112cm and 122cm combi cutting decks.

- Unique articulated steering system allows the rear pair of wheels to swing in underneath the machine, for superior maneuverability with a minimum turning radius at full lock.
- Low center of gravity in combination with the high-performing AWD-system gives excellent slope and hillside stability.
- Heavy-duty steel ladder frame with reinforcements combined with an open design for excellent serviceability.
- Heavy-duty hydraulic-cylinder power steering makes driving less strenuous.
- Equipped with a Kawasaki EFI-engine with overhead 90° valves. Controls the fuel injection and adjusts the ignition timing to assure maximum engine power with the lowest amount of exhaust emissions and the lowest fuel consumption.
- Raised control panel with all controls ergonomically positioned for easy access.
- The combi deck makes it easy to switch between mulching and rear discharge.

Engine	Engine size / Power	Transmission	Cutting width
Kawasaki FX Series V-Twin	726 cm <sup>3</sup> / 13.9kW	Hydrostatic AWD	112 / 122cm
Model	Order PNC	RRP ex VAT	RRP inc VAT
P 524X Unit	970 60 15-01		
Combi 112	970 62 62-01		
Combi 122	970 62 63-01		



**P 524X EFi**

**NEW**



Front-mounted petrol ride-on lawn mower, built for commercial use. Compact and versatile with articulated steering, All-Wheel Drive and a Kawasaki engine with Electronic Fuel Injection for enhanced power and torque. Intended for facility management companies, sports clubs and for contractors who want a manoeuvrable ride-on solution for year-round duties in complex areas. Adapted for high capacity cutting decks up to 137cm.

- Unique articulated steering system allows the rear pair of wheels to swing in underneath the machine, for superior maneuverability with a minimum turning radius at full lock.
- Low center of gravity in combination with the high-performing AWD-system gives excellent slope and hillside stability.
- Heavy-duty steel ladder frame with reinforcements combined with an open design for excellent serviceability.
- Heavy-duty hydraulic-cylinder power steering makes driving less strenuous.
- Equipped with a Kawasaki EFi-engine with overhead 90° valves. Controls the fuel injection and adjusts the ignition timing to assure maximum engine power with the lowest amount of exhaust emissions and the lowest fuel consumption.
- Raised control panel with all controls ergonomically positioned for easy access.
- The combi deck makes it easy to switch between mulching and rear discharge.

Engine	Engine size / Power	Transmission	Cutting width
Kawasaki EFi V-Twin	726 cm <sup>3</sup> / 15.6kW	Hydrostatic AWD	112 / 122 / 137cm
Model	Order PNC	RRP ex VAT	RRP inc VAT
P 524X EFi Unit	970 60 16-01		
Combi 112	970 62 62-01		
Combi 122	970 62 63-01		
R137	970 61 20-01		

**R137**

**NEW**



137 cm (54") cutting deck with rear discharge. High-performing deck for productive mowing of areas with heavier grass. Manual height adjustment.

Fitment	Order PNC	RRP inc vat	RRP ex vat
R137	970 61 20-01		

**P 524XR EFi**

**NEW**



Front-mounted petrol ride-on lawn mower, built for commercial year-round use. Equipped with All-Wheel Drive and the possibility to manage through FlexiDrive - a seamless transition between operator seated mode and remote-control mode on areas not appropriate for ride-on mowing. Provided with a Kawasaki engine with Electronic Fuel Injection for enhanced power and torque. Adapted for high capacity cutting decks up to 137cm.

- Through the included remote-control unit, the XR-model can manage mowing on difficult and sloped areas where seated operation is excluded.
- Unique articulated steering system allows the rear pair of wheels to swing in underneath the machine, for superior maneuverability with a minimum turning radius at full lock.
- Low center of gravity in combination with the high-performing AWD-system gives excellent slope and hillside stability.
- Heavy-duty steel ladder frame with reinforcements combined with an open design for excellent serviceability.
- Heavy-duty hydraulic-cylinder power steering makes driving less strenuous.
- Equipped with a Kawasaki V-twin engine with overhead 90° valves, high performance lubrication system, cast iron cylinder liners and dual stage canister air filter. Combines exceptional power and torque with fuel efficiency and reduced emissions.
- Raised control panel with all controls ergonomically positioned for easy access.
- The combi deck makes it easy to switch between mulching and rear discharge.

Engine	Engine size / Power	Transmission	Cutting width
Kawasaki EFi V-Twin	726 cm <sup>3</sup> / 15.6kW	Hydrostatic AWD	112 / 122 / 137cm
Model	Order PNC	RRP ex VAT	RRP inc VAT
P 524XR Unit	970 60 17-01		
Combi 112	970 62 62-01		
Combi 122	970 62 63-01		
R137	970 61 20-01		

**COMBI 112 / 122**



High performance compact Combi cutting decks offering two cutting methods: BioClip® and rear ejection. Market-leading mulching performance and super-efficient ejection. 112cm & 122cm cutting widths.

Fitment	Order PNC	RRP inc vat	RRP ex vat
Combi 112	970 62 62-01		
Combi 122	970 62 63-01		



## FLAIL MOWER

NEW



Highly efficient flail mower for rugged areas with overgrown grass and low bushes. Equipped with a durable miter gear, reinforced support wheels and height adjustment for maximum product life.

Fitment	Order PNC	RRP inc vat	RRP ex vat
P 524X Series	536 90 00-01		

## SNOW BLADE

NEW



Rugged steel blade with steel blade edge. Rubber blade available as an attachment. Can be angled to either side.

Fitment	Order PNC	RRP inc vat	RRP ex vat
P 524X Series	536 90 02-01		

## BROOM

NEW



Powerful rotating broom for sweeping leaves, gravel, snow, etc. Easily angled in both directions from the control panel at the driver's seat. Two rear solid support wheels follows the contour of the ground.

Requires Front Power Outlet Kit.

Fitment	Order PNC	RRP inc vat	RRP ex vat
P 524X Series	536 90 26-01		

## SNOW THROWER

NEW



Efficient and powerful two-stage snow thrower with large capacity. Easy control, by electrical maneuvering from the operator's seat, of the rotation of the tower and the angulation of the chute.

Requires Front Power Outlet Kit.

Fitment	Order PNC	RRP inc vat	RRP ex vat
P 524X Series	536 90 30-01		

## FOLDING PLOUGH

NEW



Compact and flexible folding plough in hardened steel. Electrical adjustment from the operator's seat makes it easy to maneuver. Can be used as V-plough, point plough or diagonal plough. Possibility to adjust the attack angle to the ground. Equipped with replaceable rubber blade.

Requires Front Power Outlet Kit.

Fitment	Order PNC	RRP inc vat	RRP ex vat
P 524X Series	536 90 27-01		

## RAKE

NEW



Powerful steel spring rake, used together with gravel harrow for leveling gravel and collecting weeds. The control for the electric lifting and lowering of the rake is located on the control panel at the operator's seat.

Requires Rear Power Outlet Kit and Bracket.

Fitment	Order PNC	RRP inc vat	RRP ex vat
P 524X Series	536 90 31-01		

## TRAILER

NEW



Tippable dump trailer with folding tailgate for easy loading and unloading. Requires Trailer Coupling.

Fitment	Order PNC	RRP inc vat	RRP ex vat
P 524X Series	953 51 17-03		

## SPREADER

NEW



Robust, towed spreader for various tasks. An electrically operated spreading roller, with easily adjustable flow, ensures even and reliable spreading. The top-placed protective grid also serves as a sieve when filling with road salt, sand, gravel and fertilizer with a particle size of up to 30mm.

Requires Rear Power Outlet Kit and Trailer Coupling.

Fitment	Order PNC	RRP inc vat	RRP ex vat
P 524X Series	536 90 33-01		





**P 525DX**



Highly productive large capacity diesel machine for long shifts in very large areas.

- Powerful 1123cm<sup>3</sup> Kubota 3-cylinder diesel engine.
- Unique articulated steering concept creates a dynamic weight transfer on the front wheels, which maximises traction in all conditions.
- The steering concept in combination with AWD and a low centre of gravity provides excellent handling on slopes.
- Commercial-grade components means uncompromised durability and maximum uptime.
- Ergonomic driver interface with modern graphic display and easy-access to all controls.
- Built-in connectivity module allows connection to Husqvarna Fleet Services™.
- Heavy-duty square tube ladder frame (4 – 10mm) with an open design for easy service access.
- PTO Shaft for maximum efficiency and versatility.
- The Combi deck makes it easy to switch between mulching and rear discharge.
- Extra wide tyres and high transport speed (18.5km/h).
- Supplied with hydraulic kit.
- LED headlights

Engine	Engine size / Power	Transmission	Cutting width
Kubota D 1105 diesel	1123cm <sup>3</sup> / 18.7kW	Fast Hydrostatic AWD	132 / 155cm
Model	Order PNC	RRP ex VAT	RRP inc VAT
P 525DX Unit	967 98 53-01		
Combi 132	967 97 83-01		
Combi 132X	967 97 85-01		
Combi 155	967 97 84-01		
Combi 155X	967 97 86-01		

**P 525DX WITH CABIN**



Highly productive large capacity diesel machine fitted with cabin for long shifts and all year use in very large areas.

- Powerful 1123cm<sup>3</sup> Kubota 3-cylinder diesel engine.
- Unique articulated steering concept creates a dynamic weight transfer on the front wheels, which maximises traction in all conditions.
- The steering concept in combination with AWD and a low centre of gravity provides excellent handling on slopes.
- Commercial-grade components means uncompromised durability and maximum uptime.
- Ergonomic driver interface with modern graphic display and easy-access to all controls.
- Built-in connectivity module allows connection to Husqvarna Fleet Services™.
- Heavy-duty square tube ladder frame (4 – 10mm) with an open design for easy service access.
- PTO shaft for maximum efficiency and versatility.
- The Combi deck makes it easy to switch between mulching and rear discharge.
- Extra wide tyres and high transport speed (18.5km/h)
- Spacious cabin with large glass front window with wiper, glass doors and Grammer seat.
- Vibration-isolated from the chassis, resulting in significantly lower noise and vibrations.
- Supplied factory fitted and equipped with hydraulic kit, LED light kits and counter weight. Cabin can be removed for summer use.

Engine	Engine size / Power	Transmission	Cutting width
Kubota D 1105 diesel	1123cm <sup>3</sup> / 18.7kW	Fast Hydrostatic AWD	132cm / 155cm
Model	Order PNC	RRP ex VAT	RRP inc VAT
P 525DX with Cabin - Unit	967 98 54-01		
Combi 132	967 97 83-01		
Combi 132X	967 97 85-01		
Combi 155	967 97 84-01		
Combi 155X	967 97 86-01		





## COMBI 132 / 155



Commercial Combi decks offering both BioClip® (mulching) and rear ejection. The decks have a low profile heavy duty box frame and replaceable side skid wears. The shell has been stamped from a single piece of 4.5mm thick piece of metal to optimise airflow, resulting in cutting high efficiency. Both deck sizes feature manual height adjustment.

Cutting width	Cutting heights	Height adjustment	Offset position
132cm / 155cm	25 - 127mm	Manual	Combi 155 only
Model	Order PNC	RRP ex VAT	RRP inc VAT
Combi 132	967 97 83-01		
Blade Kit (3 blades)	586 19 88-10		
Combi 155	967 97 84-01		
Blade Kit (3 blades)	586 19 89-10		

## COMBI 132X / 155X



Commercial Combi decks offering both BioClip® (mulching) and rear ejection. The decks have a low profile heavy duty box frame and replaceable side skid wears. The shell has been stamped from a single piece of 4.5mm thick piece of metal to optimise airflow, resulting in cutting high efficiency. Both deck sizes feature hydraulic height adjustment, adjustable from the seat. Hydraulic kit required when used with P 520D.

Cutting width	Cutting heights	Height adjustment	Offset position
132cm / 155cm	25 - 127mm	Hydraulic	Combi 155X only
Model	Order PNC	RRP ex VAT	RRP inc VAT
Combi 132X	967 97 85-01		
Blade Kit (3 blades)	586 19 88-10		
Combi 155X	967 97 86-01		
Blade Kit (3 blades)	586 19 89-10		





# P 535HX WITH HYBRID TECHNOLOGY. A NEW SMARTER WAY.

## SMART GREEN SPACE MANAGEMENT

The most powerful front mower in the Husqvarna commercial range. Two electric motors power the wheel drive axles, while the PTO and electric generator are powered by a 1123cm<sup>3</sup> Kubota diesel engine. The 20" wheels, all-wheel drive and articulated steering make it easy to manoeuvre even in rough terrain and complex areas. Prepared for high capacity cutting decks up to 180cm, providing an excellent result in any terrain. Commercial-grade components and ease of service make for uncompromised durability and maximum uptime.



## LOWER EMISSIONS AND INCREASED OUTPUT

The incorporation of dual-energy sources combined with high efficiency in the Hybrid system enables high power output yet maintained in a compact and agile format. The power train reduces the vehicle's overall fuel consumption, CO<sub>2</sub> footprint and operational cost. Through an energy efficient electric drive vs normal hydrostatic drive, the energy efficiency in the machines propulsion system is improved by up to 50%. Hence depending on drive cycle, the fuel consumption is lowered by up to 30% when compared to a 19kW conventional diesel front mower working under the same conditions.



## OPTIMISED PERFORMANCE WITH HYBRID POWER TRAIN

The P 535HX can be operated in two different drive modes. Electric mode is used during transportation vastly reducing emissions. Hybrid mode combines the diesel engine and battery buffer for maximum performance. Modes continuously adjust depending on cutting conditions. In normal conditions the power from the diesel engine is used to both operate the front attachment through the PTO, the propulsion and recharging of the batteries if needed. In demanding conditions, the power from the diesel engine is used to just operate the front attachment through the PTO. Power for propulsion is taken from the battery.





## P 535HX

## HYBRID



Powerful Hybrid commercial front mower. Two electric motors power the wheel drive axles, while the PTO and electric generator are powered by a 1123cm<sup>3</sup> Kubota diesel engine.

- Hybrid technology using a combination of powerful 1123cc Kubota 3- cylinder diesel engine, electric generator and electric drive motors.
- Hybrid energy storage system using 4.2kWh Li-Ion 52 V batteries. Batteries are recharged when the PTO is engaged.
- Unique articulated steering concept creates a dynamic weight transfer on the front wheels, which maximises traction in all conditions.
- Electric All-Wheel Drive (AWD) with battery only quiet transport mode.
- The electric AWD propulsion system is electronically controlled via integrated sensors which ensures optimised traction. The drive wheels individually and automatically set the correct speed in all situations.
- The steering concept in combination with AWD and a low centre of gravity provides excellent handling on slopes.
- Commercial-grade components means uncompromised durability and maximum uptime.
- Ergonomic driver interface with intuitive hi-resolution touch colour screen and easy access to all controls.
- Built-in connectivity module allows connection to Husqvarna Fleet Services™.
- Heavy-duty square tube ladder frame (4 – 10mm) with an open design for easy service access.
- Engine powered PTO shaft.
- Choice of cutting decks from 132 - 180cm. X variant Combi decks feature hydraulic height adjustment.
- Extra wide tyres and high transport speed (19.5km/h)
- HVO100 ready, Hydrogenated Vegetable Oils (HVO) is a 100% synthetic diesel made from renewable materials.
- Supplied equipped with hydraulic kit.

Engine	Engine size / Power	Transmission	Cutting width
Kubota D 1105 diesel	1123cm <sup>3</sup> / 17.8kW	Electric AWD	132 - 180cm
Model	Order PNC	RRP ex VAT	RRP inc VAT
P 535HX Unit	967 98 55-03		
Combi 132X	967 97 85-01		
Combi 155X	967 97 86-01		
R180	967 98 56-01		

## COMBI 132X / 155X



Commercial Combi decks offering both BioClip® (mulching) and rear ejection. The decks have a low profile heavy duty box frame and replaceable side skid wears. The shell has been stamped from a single piece of 4.5mm thick piece of metal to optimise airflow, resulting in cutting high efficiency. Both deck sizes feature hydraulic height adjustment, adjustable from the seat.

Cutting width	Cutting heights	Height adjustment	Offset position
132cm / 155cm	25 - 127mm	Hydraulic	Combi 155X only
Model	Order PNC	RRP ex VAT	RRP inc VAT
Combi 132X	967 97 85-01		
Blade Kit (3 blades)	586 19 88-10		
Combi 155X	967 97 86-01		
Blade Kit (3 blades)	586 19 89-10		

## R180



Professional, high-capacity rear discharge cutting deck. The R180 is a heavy-duty 180cm cutting deck with rear discharge, for use with Husqvarna P 535HX. Designed for the professional user seeking a wide, high-performance cutting deck for efficient mowing of large areas and long dense grass. Shaft driven with bevel gear. Requires counterweight.

Cutting width	Cutting heights	Height adjustment	Offset position
180cm	30 - 90mm	Manual	N/A
Model	Order PNC	RRP ex VAT	RRP inc VAT
R180	967 98 56-01		
Blade (single)	599 42 15-01		



**P 525DX / P 535HX ACCESSORIES**



A full range of attachments designed to increase the flexibility of your investment whilst allowing true all year round use. The range consists of PTO and hydraulic controlled front mount attachments all designed for full time commercial use and optimised for use with the P 500 Series.

**FLAIL MOWER**



PTO driven flail mower with reinforced bevel gear. Excellent mulch performance in dense vegetation. Supplied with solid tyres. Working width 120 cm.

Requires counterweight kit.

Fitment	Order PNC	RRP inc vat	RRP ex vat
P 525DX / 535HX	596 86 75-01		

**BROOM**



PTO driven large diameter broom with adjustable working angle. Max/min working width 130/120 cm.

Requires counterweight kit.

Fitment	Order PNC	RRP inc vat	RRP ex vat
P 525DX / 535HX	590 45 00-01		

**UTILITY BUCKET**



Hydraulic adjustment of angling and emptying. Working width 120 cm. Loading capacity 65 kg.

Requires counterweight kit.

Fitment	Order PNC	RRP inc vat	RRP ex vat
P 525DX / 535HX	965 99 74-01		

**WEED BRUSH**



PTO driven rotating steel brush for removal of weeds and dirt on paths and curbstones. Angle adjustable from seat. Diameter 50 cm.

Requires counterweight kit.

Fitment	Order PNC	RRP inc vat	RRP ex vat
P 525DX / 535HX	597 75 08-01		

**BLOWER**



PTO driven blower with powerful low noise fan capable of 80 m<sup>3</sup>/min air flow. 360 degree rotating air outlet adjustable from seat.

Fitment	Order PNC	RRP inc vat	RRP ex vat
P 525DX / 535HX	587 93 29-01		





## SPREADER

NEW



A rugged, rear-mounted drop spreader for spreading of sand and road salt. The electrically operated spreading roller ensures even and reliable spreading.

Requires Rear Power Outlet Kit and Bracket.

Fitment	Order PNC	RRP inc vat	RRP ex vat
P 525DX / 535HX	536 90 35-01		

## SNOW THROWER



Highly efficient and heavy-duty two-stage snow thrower. 120 cm working width, 68 cm intake height.

Requires counterweight kit.

Fitment	Order PNC	RRP inc vat	RRP ex vat
P 525DX / 535HX	590 45 19-01		

## FOLDING PLOUGH



Hydraulic adjustable blades. Reversible hardox steel wears with adjustable skid plates. Working width 140 cm to 119 cm.

Requires counterweight kit.

Fitment	Order PNC	RRP inc vat	RRP ex vat
P 525DX / 535HX	965 99 72-01		

## SNOW BLADE



Rugged steel snow blade. Hydraulic adjustment and 140 cm working width. Requires counterweight kit.

Requires support wheels and rubber scraper.

Fitment	Order PNC	RRP inc vat	RRP ex vat
P 525DX / 535HX	592 75 51-01		

## RAKE

NEW



A powerful steel spring rake, used together with gravel harrow for leveling gravel and collecting weeds. The control for the electric lifting and lowering of the rake is located on the control panel at the operator's seat.

Requires Rear Power Outlet Kit and Bracket.

Fitment	Order PNC	RRP inc vat	RRP ex vat
P 525DX / 535HX	536 90 31-01		

## GRAMMER SEAT



Deluxe seat with options for personal settings for optimum ergonomics. Available with or without heated seat. Armrests available as accessories.

Fitment	Order PNC	RRP inc vat	RRP ex vat
Standard	967 00 84-01		
Heated	967 00 84-02		

## GRAVEL HARROW



Loosen compacted gravel and remove weed on paths. Ground pressure adjusted by machine hydraulics.

Fitment	Order PNC	RRP inc vat	RRP ex vat
P 525DX / 535HX	529 76 83-01		

## COUNTERWEIGHT



Rear counterweight for improved grip and stability. Must be used when operating front-mounted attachments. Total weight 62 kg.

Fitment	Order PNC	RRP inc vat	RRP ex vat
P 525DX / 535HX	529 95 79-01		



# MAKE THE WORK DAY BETTER





# ATTACHMENT GUIDE

MODEL	P 525DX / P 535HX			P 524X SERIES				
	ATTACHMENT	ORDER PNC	P 525DX	P 535HX	ORDER PNC	P 524X	P 524X EFI	P 524XR EFI
CUTTING DECK COMBI 112	—	—	—	—	967 69 35-01	●	●	●
CUTTING DECK COMBI 122	—	—	—	—	967 29 37-01	●	●	●
CUTTING DECK COMBI 132	967 97 83-01	●	●	—	—	—	—	
CUTTING DECK COMBI 155	967 97 84-01	●	●	—	—	—	—	
CUTTING DECK COMBI 132X	967 97 85-01	●	●	—	—	—	—	
CUTTING DECK COMBI 155X	967 97 86-01	●	●	—	—	—	—	
CUTTING DECK R180	967 98 56-01	—	A	—	—	—	—	
CUTTING DECK R137	970 61 20-01	—	—	—	●	●	●	
GRAMMER PRIMO M SEAT	967 00 84-01	●	S	538 94 18-01	●	●	●	
GRAMMER PRIMO M SEAT, HEATED	967 00 84-02	●	●	538 94 18-02	●	●	●	
GRAMMER ARM REST KIT, RIGHT	965 89 68-01	●	S	965 89 68-01	●	●	●	
GRAMMER ARM REST KIT, LEFT	965 89 70-01	●	S	965 89 70-01	●	●	●	
RETRACTABLE SAFETY BELT FOR STANDARD SEAT	576 78 34-01	●	●	—	—	—	—	
CENTRAL GREASE KIT	529 95 78-01	●	—	—	—	—	—	
SNOW BLADE	592 75 51-01	A	A	536 90 02-01	●	●	●	
RUBBER BLADE (Fits snow blade 966 83 30-01)	—	—	—	531 00 71-34	●	●	●	
SNOW THROWER	590 45 19-01	A	A	536 90 30-01	C	C	C	
UTILITY BUCKET	965 99 74-01	A	A	—	—	—	—	
FLAIL MOWER	596 86 75-01	A	A	536 90 00-01	●	●	●	
FOLDABLE PLOUGH	965 99 72-01	A	A	536 90 27-01	C	C	C	
BROOM	590 45 00-01	A	A	536 90 26-01	C	C	C	
GRAVEL HARROW	529 76 83-01	●	●	587 93 20-01	●	●	●	
RAKE	536 90 31-01	F G	F G	587 93 25-01	F G	F G	F G	
BLOWER	587 93 29-01	●	●	—	—	—	—	
WEED BRUSH	597 75 08-01	A	A	—	—	—	—	
DROP SPREADER	536 90 35-01	F G	F G	—	—	—	—	
TRAILER HOOK KIT	538 82 87-01	G	G	536 90 31-01	G	G	G	
ROTATING BEACON LIGHT (ROPS)	966 79 15-01	●	●	—	—	—	—	
POSITION & TURNING LIGHTS REAR KIT (GLOW)	966 79 09-01	B	—	—	—	—	—	
LOW SPEED VEHICLE TRIANGLE	966 79 11-01	D	E	—	—	—	—	
POSITION AND TURNING LIGHTS FRONT	966 79 10-01	B D	—	—	—	—	—	
NUMBER PLATE KIT, ROPS	529 95 67-01	B D	B E	—	—	—	—	
<b>ATTACHMENT</b>								
A COUNTERWEIGHT	529 95 79-01	●	●	—	—	—	—	
B CONTROL BOX	966 79 08-01	●	●	—	—	—	—	
C FRONT POWER OUTLET KIT	—	●	●	537 63 59-01	●	●	●	
D POSITION & TURNING LIGHTS REAR KIT, GLOW	966 79 09-01	●	—	—	—	—	—	
E POSITION & TURNING LIGHTS REAR KIT, LED	529 80 78-01	—	●	—	—	—	—	
F REAR POWER OUTLET KIT	537 63 60-01	●	●	537 63 60-01	●	●	●	
G BRACKET	538 82 86-01	●	●	538 82 86-01	●	●	●	

= Requires additional attachments and/or parts.

● Suitable ○ Not recommended — Not applicable S - Comes as standard





# TECHNICAL SPECIFICATIONS

FRONT MOWERS	P 524X Efi / P 524XR Efi	P 525DX / P 525DX WITH CABIN	P 535HX
<b>TECHNICAL SPECIFICATIONS</b>			
Engine manufacturer	Kawasaki	Kubota™	Kubota™
Engine name	FX730V Efi	D1105	D1105
Net power at preset rpm, kW	15.6 @ 3000	18.7 @ 3000	17.8 @ 3000
Transmission type	Hydrostatic AWD	Hydrostatic AWD	Electric AWD
Cylinder displacement, cm <sup>3</sup>	726	1123	1123
Cylinders	2	3	3
Sound power level, guaranteed (LWA), dB(A) *	TBC	105	105
Sound pressure level at operator's ear, dB(A) **	TBC	92	88
Vibration level steering wheel, m/s <sup>2</sup> ***	2	1.7	1.2
Vibration level seat, m/s <sup>2</sup> ***	0.3	0.7	0.1
Engine cooling	Air	Liquid	Liquid
Generator, A	20	40	40 (12 V) and 80 (48 V)
Battery, V/Ah	12 / 24	12 / 62	12 / 62 (12 V) and 52 / 40 (48 V)
Air filter type	Heavy-duty canister style	Heavy-duty canister style	Heavy-duty canister style
Fuel tank volume, litre	22	25	23
Oil tank volume (incl. oil filter), litre	2.1	3.3	3.3
Transmission manufacturer	Kanzaki	Kanzaki	Benevelli
Transmission model	KTM 23	KTM 23	TX2
Speed forward, min – max, km/h	0 – 13	0 – 18	0 – 19.5
Speed reverse, min – max, km/h	0 – 9	0 – 11	0 – 11
Uncut circle, cm	50	58	58
Optional cutting decks	Combi 112 / 122 / R137	Combi 132 / 132X / 155 / 155X	Combi 132 / 132X / 155 / 155X / R 180
Blade engagement	Electric clutch	Electric clutch	Electric clutch
Frame construction type	Ladder frame	Ladder frame	Ladder frame
Seat type	Premium	Full suspension	Full suspension
Tyre size front, inch	18 × 8.5 – 8	20 × 10 – 10	20 × 10 – 10
Tyre size rear, inch	18 × 8.5 – 8	20 × 10 – 10	20 × 10 – 10
Wheelbase, cm	100	106	106
Ground clearance, mm	105	140	134
Base machine length, cm	205	211 / 227	209
Base machine width, cm	98	114 / 125.5	116
Base machine height, cm	ROPS up 185, ROPS down 123	ROPS up 203, ROPS down 133, Cabin 201	ROPS up 204, ROPS down 134
Weight (excluding cutting deck), kg	TBC	665 / 907	790
<b>FEATURES</b>			
Power steering	●	●	●
All-Wheel Drive (AWD)	●	●	●
Oil cooler	●	●	●
Hydraulic equipment lift	—	●	●
Service position	●	●	●
Hinged armrests	●	●	●
Digital hour meter	●	●	●
12V outlet	●	●	●
ROPS	●	● / —	●
Integrated connectivity	●	●	●
High contrast segment display	●	●	—
Hydraulic attachment kit	—	●	●
Cup holder	●	—	—
Dynamic graphic display	—	—	●
Hybrid driveline	—	—	●

● = Available — = Not available \* \*Noise emissions in the environment measured and calculated as guaranteed sound power level according to EC-Directive 2000/14/EC. The guaranteed sound power level includes variation in production as well as variation from the test code with 1–2 dB(A). Noise emissions and sound pressure level can be influenced by the cutting deck used. Declared figures are for the machine equipped with the most used cutting unit for the specific mower model. For further information, see the Operator's manual. \*\*Sound pressure level according to EN ISO 5395-1. Reported data for sound pressure level has a typical statistical dispersion (standard deviation) of 1.2 dB(A). \*\*\*Vibration level according to EN ISO 5395-1. Reported data for vibration has a typical statistical dispersion of 0.2 m/s<sup>2</sup> (steering wheel) and 0.8 m/s<sup>2</sup> (seat).



# MASTER THE MOWING AND MORE

A wide range of attachments and choice of several cutting methods give our garden tractors excellent versatility. Ideal for efficient lawn care and various tasks around your land. Choose between three different cutting systems for lawn care then fit a trailer, spreader, snow thrower and more for greater versatility.



husqvarna.com/garden-tractors

## WHAT YOU GET AND HOW WE DO IT



### FEWER UNCUT AREAS

You can expect excellent results from our top-segment tractors, featuring top-class steering technology. Less vibration, minimised uncut areas and improved manoeuvrability.



### EASY PEDAL OPERATION

The pedal-operated hydrostatic transmission ensures easy speed and direction control. Separate pedals for forward and reverse.



### FIRST CLASS CUTTING

The reinforced and powder-coated cutting decks give improved durability and corrosion resistance.



### COMFORTABLE OPERATION

Change from collecting to mulching mode with a lever on the dashboard, without leaving the seat. The blade rotation is engaged and disengaged by an electric switch.



### ALL YEAR ROUND USE

A wide range of attachments and a built-in choice of several cutting methods make our tractors truly versatile and useful all-year-round.





# GARDEN TRACTORS



Cruise control allows the tractor to maintain consistent speed, even in rough terrain



Electric blade engagement – simply pull the switch on the control panel



Powerful and durable high-specification engines

Premium seat with armrests for maximum comfort

LED headlights for good visibility in dark conditions



The seat platform automatically changes height as seat is moved to optimise operator's position

The large and low vibration, 108cm collection deck offers improved cut quality

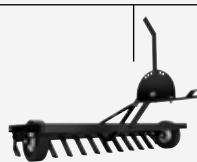


Pivoting, heavy-duty cast front axle ensures excellent balance and driving comfort

Not all features shown are available on all models.

## RANGE OF ATTACHMENTS

A wide range of attachments adds more value to your tractor investment, making it truly versatile and useful all year round. Attach a trailer, spreader or a snow blade and complete any tasks with minimum effort.




**CARE**

Find out more on page 289



## MULCHING OPTIONS

Frequently mowed lawns can be fertilised the natural way with the BioClip® function, which is available as standard on the larger TC models. It's also available as an accessory for the 100 series TC models and all TS models. In addition, collectors are available as an accessory for the TS models, while the TC models can be converted to rear ejection by an accessory kit. So you really can't go wrong as long as you choose Husqvarna!



## SIZE AND SPECIFICATION

If you're buying your first tractor and have a smaller or mid-sized garden, our user-friendly 100 series is a good choice. Equipped with chokeless start for easy starting and pedal-operated automatic transmission, these compact tractors offer easy and safe operation, making them ideal for beginners.

For a mid-sized or larger garden, you'll need more capacity and comfort. Our 200 series are well-equipped tractors with tight turning radius,



## EJECTION OR COLLECTOR

If you mostly cut large areas with long-grown grass, a tractor with side ejection (TS models) is the most suitable choice. If you prefer a tidy cutting result and want to collect grass clippings, leaves and other debris, we recommend a tractor with integrated collector (TC models).



reinforced cutting decks and electric blade engagement to enable excellent manoeuvrability, easier and more efficient mowing with less uncut areas.

If you use your tractor more frequently – even all-year-round – or will be mowing larger areas, you'll appreciate our TS 146TXD. A powerful and well equipped tractor with convenient features to guarantee a superb result. A wide range of attachments and a built-in choice of several cutting methods, give this large capacity excellent usability all-year-round.



# PRODUCT USE GUIDE

Use this guide to help you select the best product for your needs.

TYPE OF USE	MODEL	ENGINE TYPE (NO. OF CYLINDERS)	CUTTING WIDTH	OVERALL MACHINE WIDTH	OVERALL MACHINE LENGTH	DRIVE SYSTEM	CUTTING SYSTEM		
							COLLECTION	EJECT	MULCH
 <b>OCCASIONAL USE</b> (DOMESTIC / LANDOWNER)	<b>TS 112</b>	Single	95cm	TBC	TBC	Hydrostatic	○	●	○
	<b>TS 114</b>	Single	95cm	TBC	TBC	Hydrostatic	○	●	○
	<b>TC 112</b>	Single	95cm	TBC	TBC	Hydrostatic	●	○	○
	<b>TC 114</b>	Single	95cm	TBC	TBC	Hydrostatic	●	○	○
	<b>TS 138</b>	Single	97cm	102cm / 127cm*	176cm	Hydrostatic	○	●	○
	<b>TC 138</b>	Single	97cm	102cm	240cm	Hydrostatic	●	○	○
	<b>TS 142T</b>	V-Twin	107cm	112cm / 124cm*	175cm	Hydrostatic	○	●	○
 <b>DEMANDING OCCASIONAL USE</b> (DOMESTIC / LANDOWNER)	<b>TS 146TXD</b>	V-Twin	117cm	122cm / 145cm*	175cm	Hydrostatic	○	●	○
	<b>TC 238TX</b>	V-Twin	97cm	102cm	252cm	Hydrostatic	●	○	●
	<b>TC 242T</b>	V-Twin	107cm	112cm	252cm	Hydrostatic	●	○	○
	<b>TC 242TX</b>	V-Twin	107cm	112cm	252cm	Hydrostatic	●	○	●







The product selector is only to be used as a guide. Please visit your local Authorised Husqvarna dealer for more information.

○ - Requires additional accessory to be able to perform the function. Please see indicated page for more information.

\* - With the ejection chute down

NOTE: Overall machine dimensions are approximate and to be used as a guide only. Husqvarna reserve the right to change specification detail without prior notice.



	RECOMMENDED LAWN AREA				ALL YEAR ROUND USE		PAGE
							
	SMALL	MEDIUM	MEDIUM / LARGE	LARGE	FRONT MOUNT ACCESSORIES	TRAILED ACCESSORIES	
	•	•			•	•	230
	•	•			•	•	230
	•	•			•	•	231
	•	•			•	•	231
	•	•			•	•	232
	•	•			•	•	232
		•	•		•	•	233
			•	•	•	•	234
	•	•	•		•	•	234
		•	•		•	•	235
		•	•	•	•	•	235





# OCCASIONAL USE



Easy to use side eject and rear collect tractors designed for demanding domestic all-year use in smaller to medium-sized areas. Features include Air Induction™ cutting decks for excellent cutting and collection performance and pedal operated transmissions for maximum control.

**Ideal for applications including:**

- **Demanding domestic use**
- **Smaller to medium sized areas**
- **All year round use**

## TS 112

**NEW**



Garden tractor with intuitive operation and exceptional cutting results for large open lawns.

- Side Eject (BioClip® optional)
- Dual Pedal Drive
- Dual Headlights
- Ergonomic Driving Position
- Manual Blade Engagement
- Side Discharge Cutting Deck

Engine	Engine size / Power	Transmission	Cutting width
Husqvarna HS 413AE	413cm³ / 8.4kW	Hydrostatic	95cm
Model	Order PNC	RRP ex VAT	RRP inc VAT
TS 112	970 62 24-01		
Grass collector	538 89 92-01		
BioClip® plate	538 89 88-01		

## TS 114

**NEW**



Garden tractor with intuitive operation and exceptional cutting results for large open lawns.

- Side Eject (BioClip® optional)
- Dual Pedal Drive
- Dual Headlights
- Ergonomic Driving Position
- Manual Blade Engagement
- Side Discharge Cutting Deck

Engine	Engine size / Power	Transmission	Cutting width
Husqvarna HS 452AE	452cm³ / 8.4kW	Hydrostatic	95cm
Model	Order PNC	RRP ex VAT	RRP inc VAT
TS 114	970 62 25-01		
Grass collector	538 89 92-01		
BioClip® plate	538 89 88-01		







**TC 112** **NEW**



Garden tractor with collection bag with an optimised bagging capacity, store in less space thanks to a compact design and enjoy the possibilities with its tow hook and range of compatible attachments.

- Rear collect (BioClip® optional)
- Dual Pedal Drive
- Dual Headlights
- 200 litre collector
- Manual Blade Engagement
- Collection Bag

Engine	Engine size / Power	Transmission	Cutting width
Husqvarna HS 413AE	413cm³ / 8.4kW	Hydrostatic	95cm
Model	Order PNC	RRP ex VAT	RRP inc VAT
TC 112	970 62 22-01		
BioClip® plug	538 89 89-01		
Discharge deflector	538 89 93-01		

**GRASS COLLECTORS**



95cm and 97cm cutting width 2 bin collector with removable bins for easy emptying of grass clippings. 210 litre capacity. 107cm cutting width 3 bin collector with removable bins for easy emptying of grass clippings. 315 litre capacity.

Fits to	Order PNC
95cm TS models	538 89 92-01
97cm TS models	960 73 00-22
107cm TS models	960 73 00-38

**REPLACEMENT BLADES**

Model	TS 112 / TS 114	TC 112 / TC 114
Blade type	Combi x 2	Collection x 2
PNC	537 67 44-10	537 67 40-10 (LH)
PNC		537 67 41-10 (RH)

**TC 114** **NEW**



Garden tractor with collection bag with an optimised bagging capacity, store in less space thanks to a compact design and enjoy the possibilities with its tow hook and range of compatible attachments.

- Rear collect (BioClip® optional)
- Dual Pedal Drive
- Dual Headlights
- 250 litre collector
- Manual Blade Engagement
- Collection Bag

Engine	Engine size / Power	Transmission	Cutting width
Husqvarna HS 452AE	452cm³ / 8.4kW	Hydrostatic	95cm
Model	Order PNC	RRP ex VAT	RRP inc VAT
TC 114	970 62 23-01		
BioClip® plug	538 89 89-01		
Discharge deflector	538 89 93-01		

**Locate your nearest dealer**  
Visit: [www.husqvarna.com/uk/dealer-locator](http://www.husqvarna.com/uk/dealer-locator)

**LOOKING FOR MORE FREE TIME?**  
Husqvarna Automower®. Find out more on page 156



**SHARE** your stories and photos on your Facebook, Instagram and Twitter by tagging us.

**HusqvarnaUK**

**UK\_Husqvarna**

**HusqvarnaUK**



# OCCASIONAL USE



Easy to use side eject and rear collect tractors designed for demanding domestic all-year use in smaller to medium-sized areas. Features include Air Induction™ cutting decks for excellent cutting and collection performance and pedal operated transmissions for maximum control.

**Ideal for applications including:**

- **Demanding domestic use**
- **Smaller to medium sized areas**
- **All year round use**

## TS 138

UPDATED



User-friendly tractor with side ejection and powerful Husqvarna Series engine. Converts easily to BioClip® or collection with optional accessories.

- Side Eject (BioClip® optional)
- Air Induction deck™
- Medium back seat
- Optional collector
- Chokeless start

Engine	Engine size / Power	Transmission	Cutting width
Husqvarna Series	500cm³ / 8.6kW	Hydrostatic	97cm
Model	Order PNC	RRP ex VAT	RRP inc VAT
TS 138	960 41 04-54		
Grass collector	960 73 00-22		
BioClip® plate	960 71 00-03		

## TC 138

UPDATED



User-friendly tractor with integrated rear collection and powerful Husqvarna Series engine. Converts easily to BioClip® or rear discharge with optional accessories.

- Rear collect (BioClip® optional)
- Air Induction deck™
- 220 litre collector
- Medium back seat

Engine	Engine size / Power	Transmission	Cutting width
Husqvarna Series	500cm³ / 8.6kW	Hydrostatic	97cm
Model	Order PNC	RRP ex VAT	RRP inc VAT
TC 138	960 51 02-00		
BioClip® plug	960 71 00-38		
Discharge deflector	960 71 00-41		





**TS 142T**



High capacity tractor with side ejection and powerful Husqvarna Series V-Twin engine. Converts easily to BioClip® or collection with optional accessories.

- Side Eject (BioClip® optional)
- Air Induction deck™
- Medium back seat
- Optional collector
- Chokeless start

Engine	Engine size / Power	Transmission	Cutting width
Endurance V-Twin	656cm³ / 11.1kW	Hydrostatic	107cm
Model	Order PNC	RRP ex VAT	RRP inc VAT
TS 142T	960 41 04-32		
Grass collector	960 73 00-38		
BioClip® Kit	960 71 00-06		

**GRASS COLLECTORS**



97cm cutting width 2 bin collector with removable bins for easy emptying of grass clippings. 210 litre capacity. 107cm cutting width 3 bin collector with removable bins for easy emptying of grass clippings. 315 litre capacity.

Fits to	Order PNC
97cm TS models	960 73 00-22
107cm TS models	960 73 00-38

**REPLACEMENT BLADES**

Model	TS 138	TS 142T / TX	TC 138
Blade type	Combi x 2	Combi x 2	Collection x 2
PNC	581 11 63-02	532 13 89-71	532 42 79-84 (LH)
PNC			532 42 79-85 (RH)

**TS 142TX**



Premium mid-range tractor with side ejection. Features powerful V-twin engine for maximum capacity on less frequently cut areas.

- Side Eject (BioClip® optional)
- Air Induction deck™
- High back seat
- Optional collector
- Turn key start

Engine	Engine size / Power	Transmission	Cutting width
Endurance V-Twin	656cm³ / 11.1kW	Hydrostatic	107cm
Model	Order PNC	RRP ex VAT	RRP inc VAT
TS 142TX	960 41 04-34		
Grass collector	960 73 00-38		
BioClip® Kit	960 71 00-06		

**Locate your nearest dealer**  
Visit: [www.husqvarna.com/uk/dealer-locator](http://www.husqvarna.com/uk/dealer-locator)

**LOOKING FOR MORE FREE TIME?**  
Husqvarna Automower®. Find out more on page 156



**SHARE** your stories and photos on your Facebook, Instagram and Twitter by tagging us.

- HusqvarnaUK**
- UK\_Husqvarna**
- HusqvarnaUK**

**DEMANDING / FREQUENT USE**

Powerful V-twin side eject and rear collect tractors for efficient all-year use in medium to large-sized areas. The tractors are ideally suited to demanding domestic and landowner use. Features include Air Induction™ cutting decks for excellent cutting and collection performance, pedal operated transmissions for maximum control and reinforced cutting decks for improved durability. All models feature electric blade engagement.

**Ideal for applications including:**

- **Demanding domestic use**
- **Landowner use**
- **Medium to large areas**
- **All year round use**

**TS 146TXD**

High-capacity tractor with side ejection. Powerful V-Twin engine for efficient all year round use. Converts easily to BioClip® or collection with optional accessories.

- Side Eject (BioClip® optional)
- Air Induction deck™
- High back seat
- Optional collector
- Turn key start
- Automatic differential lock

Engine	Engine size / Power	Transmission	Cutting width
Endurance V-Twin	656cm <sup>3</sup> / 11.1kW	Hydrostatic	117cm
Model	Order PNC	RRP ex VAT	RRP inc VAT
TS 146TXD	960 41 04-36		
Grass collector	960 73 00-37		
BioClip® Kit	960 71 00-19		

**TC 238TX**

Premium mid range tractor with integrated rear collection, powerful V-Twin engine and excellent manoeuvrability. Features BioClip from seat and large capacity collector.

- Rear collect / BioClip®
- Air Induction deck™
- Tube bumper
- 320 litre collector
- Turn key start
- High back seat

Engine	Engine size / Power	Transmission	Cutting width
Endurance V-Twin	656cm <sup>3</sup> / 11.1kW	Hydrostatic	97cm
Model	Order PNC	RRP ex VAT	RRP inc VAT
TC 238TX	960 51 01-92		
BioClip® plug	960 71 00-38		
Discharge deflector	960 71 00-41		





**TC 242T**



High capacity tractor with integrated rear collection and powerful Husqvarna Series V-twin engine. Converts easily to BioClip® or rear discharge with optional accessories.

- Rear collect (BioClip® optional)
- Air Induction deck™
- High back seat
- 320 litre collector
- Chokeless start

Engine	Engine size / Power	Transmission	Cutting width
Intek V-Twin	656cm³ / 11.1kW	Hydrostatic	108cm
Model	Order PNC	RRP ex VAT	RRP inc VAT
TC 242T	960 51 01-91		
BioClip® plug	960 71 00-38		
Discharge deflector	960 71 00-41		

**TC 242TX**



Powerful premium tractor with integrated rear collection. Features new 108cm high performance deck, BioClip adjustable from seat and excellent manoeuvrability.

- Rear collect / BioClip®
- Air Induction deck™
- Tube bumper
- 320 litre collector
- LED Headlights
- High back seat

Engine	Engine size / Power	Transmission	Cutting width
Kawasaki FR V-Twin	726cm³ / 16.0kW	Hydrostatic	108cm
Model	Order PNC	RRP ex VAT	RRP inc VAT
TC 242TX	960 51 01-93		
BioClip® plug	960 71 00-38		
Discharge deflector	960 71 00-41		

**GRASS COLLECTORS**



3 bin collector with removable bins for easy emptying of grass clippings. 315 litre capacity.

Fits to	Order PNC
TS 146TXD	960 73 00-37

**REPLACEMENT BLADES**

Model	TC 238TX	TC 242T / TX
Blade type	Collection x 2	Collection x 2
PNC	532 42 79-85 (RH)	594 02 48-02 (RH)
PNC	532 42 79-84 (LH)	594 02 47-02 (LH)

**REPLACEMENT BLADES**

Model	TS 146XD
Blade type	Combi x 2
PNC	532 40 53-80

**Locate your nearest dealer**  
Visit: [www.husqvarna.com/uk/dealer-locator](http://www.husqvarna.com/uk/dealer-locator)

**LOOKING FOR MORE FREE TIME?**  
Husqvarna Automower®. Find out more on page 156



**SHARE** your stories and photos on your Facebook, Instagram and Twitter by tagging us.

- HusqvarnaUK**
- UK\_Husqvarna**
- HusqvarnaUK**



## GARDEN TRACTOR ACCESSORIES



The perfect lawn requires more than simply cutting. Additional maintenance is needed for optimum health and appearance. Towed accessories are an efficient way of getting excellent results with ease. The comprehensive range of accessories also enables true year round use, making maximum use of your investment.

### 95 cm COLLECTOR



2 bin collector with removeable bins for easy emptying of grass clippings. 210 litre capacity.

Fits to	Order PNC
95cm TS models	538 89 92-01
RRP ex VAT	RRP inc VAT

### 97 cm COLLECTOR



2 bin collector with removeable bins for easy emptying of grass clippings. 210 litre capacity.

Fits to	Order PNC
97cm TS models	960 73 00-22
RRP ex VAT	RRP inc VAT

### 107 cm COLLECTOR



3 bin collector with removeable bins for easy emptying of grass clippings. 315 litre capacity.

Fits to	Order PNC
107cm TS models	960 73 00-38
RRP ex VAT	RRP inc VAT

### 117 cm COLLECTOR



3 bin collector with removeable bins for easy emptying of grass clippings. 315 litre capacity.

Fits to	Order PNC
117cm TS models	960 73 00-37
RRP ex VAT	RRP inc VAT

### TRACTOR COVER



Tailored tractor cover made from water resistant nylon with adjustable drawstring and ventilation holes.

Fits to	Order PNC
All other models	505 63 08-82
RRP ex VAT	RRP inc VAT

### TRACTOR COVER FOR TS 138



Tailored tractor cover made from water resistant nylon with adjustable drawstring and ventilation holes.

Fits to	Order PNC
TS 138	505 63 08-80
RRP ex VAT	RRP inc VAT

### XS800 CHARGER



Charges all 12 V lead-acid batteries from 1.2–32Ah and is suitable for maintenance charging up to 100Ah.

Fits to	Order PNC
All models	579 45 01-03
RRP ex VAT	RRP inc VAT





**TRAILER 275**



Folding tailgate for easy loading and unloading. Loading dimensions (L x W x H): 125 x 83 x 31cm. Load capacity 225kg

Fits to	Order PNC
All models	501 00 82-01
RRP ex VAT	RRP inc VAT

**ROLLER**



Fill with water or sand to add weight. For levelling ground or consolidating newly sown seed. Working width 91cm

Fits to	Order PNC
All models	965 89 94-01
RRP ex VAT	RRP inc VAT

**SPREADER 75**



Ideal for applying seed, fertiliser or salt. Spreading width of 300 – 360 cm. Capacity of 70kg. Adjustable flow.

Fits to	Order PNC
All models	967 02 72-01
RRP ex VAT	RRP inc VAT

**GRAVEL HARROW**



Sturdy harrow with rubber wheels. Has spring tines that fold when you reverse. Working width 110 cm.

Fits to	Order PNC
All models	953 51 24-01
RRP ex VAT	RRP inc VAT

**ATTACHMENT PLATFORM**



Attachment platform for aerator, plug aerator and dethatcher. Attachments are easily changed without tools.

Fits to	Order PNC
All models	586 63 72-01
RRP ex VAT	RRP inc VAT

**AERATOR**



Allows air, water and nutrients to reach the soil. Rustproof blades. Requires platform.

Fits to	Order PNC
Attachment platform	586 63 69-01
RRP ex VAT	RRP inc VAT

**PLUG AERATOR**



Creates ground plugs which allow air, water and nutrients to reach the soil. Knives are rustproof. Requires platform.

Fits to	Order PNC
Attachment platform	588 21 27-01
RRP ex VAT	RRP inc VAT

**DETHATCHER**



Removes moss, for a healthier lawn. The spring tines are heat-treated for extra durability. Requires platform.

Fits to	Order PNC
Attachment platform	586 63 68-01
RRP ex VAT	RRP inc VAT

**SNOW BLADE**



Blade with protective spring. Use with counterweight. Requires rubber strip 966 00 19-01. Working width 122 cm.

Fits to	Order PNC
All models	544 92 17-01
RRP ex VAT	RRP inc VAT

**COUNTERWEIGHT**



Rear counterweight for increased grip, to be used with snow blower and snow blade. Weight 25kg. TS version 505 54 92-01

Fits to	Order PNC
TC Models	580 38 97-01
RRP ex VAT	RRP inc VAT

**LOADING RAMPS - 150CM**



Curved ramps designed for loading of tractors, corrosion resistant aluminium with anti-slip surface. 20cm wide and 150cm long.

Fits to	Order PNC
Up to 450kg	505 69 90-41
RRP ex VAT	RRP inc VAT

**LOADING RAMPS - 200CM**



Curved ramps designed for loading of tractors, corrosion resistant aluminium with anti-slip surface. 20cm wide and 200cm long.

Fits to	Order PNC
Up to 450kg	505 69 90-43
RRP ex VAT	RRP inc VAT

**Locate your nearest dealer**  
Visit: [www.husqvarna.com/uk/dealer-locator](http://www.husqvarna.com/uk/dealer-locator)

**HUSQVARNA RECOMMEND**  
Power 4 Fuel. Pages 312 - 313





# TECHNICAL SPECIFICATIONS

Garden tractors with side ejection	TS 112	TS 114	TS 138	TS 142T	TS 142TX	TS 146TXD
<b>RECOMMENDATION CHART</b>						
Large-sized residential gardens / landowner areas	○○○	○○○	○○○	○○○	○○○	●●●
Medium / large-sized residential gardens	○○○	●○○	○○○	●○○	●○○	●●●
Small / medium-sized residential gardens	●●●	●●●	●●●	●●●	●●●	●●○
Small-sized residential gardens	●●○	●●○	●●○	●●○	●●○	●○○
<b>TECHNICAL SPECIFICATIONS</b>						
Engine manufacturer	Husqvarna	Husqvarna	Briggs & Stratton	Briggs & Stratton	Briggs & Stratton	Briggs & Stratton
Engine name	HS 413AE	HS 452AE	Intek	Endurance Series V-Twin	Endurance Series V-Twin	Endurance Series V-Twin
Net power at preset rpm, kW	TBC	TBC	8.6 @ 2600	11.1 @ 2600	11.1 @ 2600	11.1 @ 2600
Engine lubrication type	Pressure with oil filter	Pressure with oil filter	Pressure with oil filter	Full pressure with oil filter	Full pressure with oil filter	Full pressure with oil filter
Fuel tank volume, litres	6	6	5.7	5.7	11.4	15.0
Transmission type	Hydrostatic	Hydrostatic	Hydrostatic	Hydrostatic	Hydrostatic	Hydrostatic with automatic differential lock
Sound power level, guaranteed (LWA), dB(A)*	TBC	TBC	100	100	100	100
Sound pressure level at operators ear, dB(A)**	TBC	TBC	85	84	85	84
Drive method	Pedal-operated	Pedal-operated	Pedal-operated	Pedal-operated	Pedal-operated	Pedal-operated
Cutting methods	Collection / Mulching / Side discharge	Collection / Mulching / Side discharge	Collection / Mulching / Side discharge	Collection / Mulching / Side discharge	Collection / Mulching / Side discharge	Collection / Mulching / Side discharge
Cutting width, cm/inch	95 / 37	95 / 37	97/38	107/42	107/42	117/46
Turning radius, cm****	TBC	TBC	40	40	40	40
Cutting height, min-max, mm	30 - 100	30 - 100	38 - 102	38 - 102	38 - 102	38 - 102
Cutting deck type	Stamped	Stamped	Stamped	Stamped	Stamped, reinforced	Stamped, reinforced
Anti-scalp wheels	2	2	—	2	4	4
Blade engagement	Manual, Lever	Electric	Manual	Manual	Electric clutch	Electric clutch
Seat back height	Medium	Medium	Medium	Medium	High	High
Tyre size, front, inch	15 × 6 -6	15 × 6 -6	15 × 6 -6	15 × 6 -6	15 × 6 -6	15 × 6 -6
Tyre size, rear, inch	18 × 8.5 -8	18 × 8.5 -8	18 × 8.5 -8	20 × 8 -8	20 × 10 -8	20 × 10 -8
Base machine, height, cm	TBC	TBC	101.6	108	108	108
Base machine, length, cm	TBC	TBC	175.3	175	175	175
Base machine, width, cm	TBC	TBC	127	124	124	145
Weight, kg	TBC	TBC	165	200	180	200
<b>FEATURES</b>						
Adjustable sliding seat	●	●	●	●	—	●
Air Induction™	●	●	●	●	●	●
Cast front axle	—	—	—	●	●	●
Chokeless start	●	●	●	●	●	●
ClearCut™	—	—	—	—	—	—
Cruise control	—	—	—	—	●	●
Automatic locking transmission	—	—	—	—	—	●
Fender-mounted cutting height adjustment	●	●	●	●	●	●
Full collector indicator	—	—	—	—	—	—
Headlights	●	●	●	●	●	●
Headlights, LED	—	—	—	—	—	—
Hour meter with service minder	●	●	●	●	●	●
Pedal-operated hydrostatic transmission	●	●	●	●	●	●
Reinforced cutting deck	—	—	—	—	●	●
Soft rim steering wheel	—	—	—	—	●	●
Visible fuel level	—	—	—	—	●	●
<b>CUTTING SYSTEMS</b>						
Collector	(●)	(●)	(●)	(●)	(●)	(●)
Deflector	—	—	—	—	—	—
Mulching from seat	—	—	—	—	—	—
Mulching plug	(●)	(●)	(●)	(●)	(●)	(●)

● = Available (●) = Accessory — = Not available

\*Noise emissions in the environment measured and calculated as guaranteed sound power level according to EC-Directive 2000/14/EC. The guaranteed sound power level includes variation in production as well as variation from the test code with 1-2 dB(A). \*\*Sound pressure level according to ISO 5395 an EN 836. Reported data for sound pressure level has a typical statistical dispersion (standard deviation) of 1.2 dB(A). Noise emissions and sound pressure level can be influenced by the cutting unit used. Declared figures are for the machine equipped with the most used cutting unit for the specific mower model. \*\*\*Vibration level according to ISO 5395 and EN 836. Reported data for vibration has a typical statistical dispersion of 0.2 m/s<sup>2</sup> (steering wheel) and 0.8 m/s<sup>2</sup> (seat). \*\*\*\*Measured on trim side turn.





Garden tractors with integrated collection	TC 112	TC 114	TC 138	TC 238TX	TC 242T	TC 242TX
<b>RECOMMENDATION CHART</b>						
Large-sized residential gardens / landowner areas	○○○	○○○	○○○	○○○	○○○	●●●
Medium / large-sized residential gardens	●○○	●○○	●○○	●○○	●●●	●●●
Small / medium-sized residential gardens	●●●	●●●	●●●	●●●	●●○	●●○
Small-sized residential gardens	●●○	●●○	●●○	●●○	●○○	●○○
<b>TECHNICAL SPECIFICATIONS</b>						
Engine manufacturer	Husqvarna	Husqvarna	Briggs & Stratton	Briggs & Stratton	Briggs & Stratton	Kawasaki
Engine name	HS 413AE	HS 452AE	Intek	Endurance Series V-Twin	Intek	FR Series
Net power at preset rpm, kW	TBC	TBC	8.6 @ 2600	11.1 @ 2600	11.1 @ 2600	16.0 @ 2600
Engine lubrication type	Pressure with oil filter	Pressure with oil filter	Pressure with oil filter	Full pressure with oil filter	Full pressure with oil filter	Full pressure with oil filter
Fuel tank volume, litres	6	6	5.7	13.3	9.5	13.3
Transmission type	Hydrostatic	Hydrostatic	Hydrostatic	Hydrostatic	Hydrostatic	Hydrostatic
Sound power level, guaranteed (LWA), dB(A)*	TBC	TBC	100	100	100	100
Sound pressure level at operators ear, dB(A)**	TBC	TBC	85	84	84	85
Drive method	Pedal-operated	Pedal-operated	Lever-operated	Pedal-operated	Pedal-operated	Pedal-operated
Cutting methods	Collection / Mulching	Collection / Mulching	Collection / Mulching	Collection / Mulching	Collection / Mulching	Collection / Mulching
Cutting width, cm/inch	95 / 37	95 / 37	97/38	97/38	108/42	108/42
Turning radius, cm****	TBC	TBC	40	40	40	40
Cutting height, min-max, mm	30 - 100	30 - 100	38 - 102	38 - 102	38 - 102	38 - 102
Cutting deck type	Stamped	Stamped	Stamped	Stamped, Reinforced	Stamped, Reinforced	Stamped, Reinforced
Anti-scalp wheels	2	2	2	2	2	4
Blade engagement	Manual, Lever	Electric	Manual	Electric clutch	Manual	Electric clutch
Collector volume, litres	200	250	220	320	320	320
Seat back height	Medium	Medium	Medium	High	High	High
Tyre size, front, inch	15 × 6 -6	15 × 6 -6	15 × 6 -6	15 × 6 -6	15 × 6 -6	15 × 6 -6
Tyre size, rear, inch	18 × 8.5 -8	18 × 8.5 -8	18 × 8.5 -8	18 × 9.5 -8	18 × 8.5 -8	18 × 9.5 -8
Base machine, height, cm	TBC	TBC	102	102	TBC	107
Base machine, length, cm	TBC	TBC	240	252	252	252
Base machine, width, cm	TBC	TBC	102	102	110	110
Weight, kg	211	200	211	200	200	200
<b>FEATURES</b>						
Adjustable sliding seat	●	●	●	●	●	●
Air Induction™	●	●	●	●	●	●
Cast front axle	—	—	●	●	●	●
Chokeless start	●	●	—	●	●	●
Cruise control	—	—	—	—	—	●
Fender-mounted cutting height adjustment	●	●	●	●	●	●
Full collector indicator	●	●	●	●	●	●
Headlights	●	●	●	—	●	—
Headlights, LED	—	—	—	●	—	●
Hour meter with service minder	●	●	●	●	●	●
Pedal-operated hydrostatic transmission	●	●	●	●	●	●
Visible fuel level	—	—	—	—	—	—
<b>CUTTING SYSTEMS</b>						
Collector	●	●	●	●	●	●
Deflector	(●)	(●)	(●)	(●)	(●)	(●)
BioClip® from seat	—	—	—	●	—	●
BioClip® plug	(●)	(●)	(●)	—	(●)	—

**NOMINAL POWER** A new machinery directive (2006/42/EC) came into force on January 1, 2010, requiring manufacturers to declare the nominal power of engines, in kilowatts (kW). The power rating of the engines indicated is the average net power output during a normal working situations and meets applicable noise regulations (at specified rpm, see owner manual) of a typical production engine for the engine model measured to SAE standard J 1349/ISO 1585. Mass production engines may differ from this value. Actual power output for the engine installed in the final machine will depend on the operating speed, environmental conditions and other variables.



# MOWING TO A FASTER FINISH



Whether you're using them at work or at home, Husqvarna zero turn mowers get your work done quickly and efficiently. A zero turning radius means no grass is left uncut when you reach the end of a mowing row and make a 180° turn to start the next row. Designed specifically to endure tough working conditions, we've included top ergonomic features and comfortable operator functions to focus on meticulous cutting results.



husqvarna.com/zero-turn-mowers

# WHAT YOU GET AND HOW WE DO IT



## PRECISE MANOEUVRING

Zero-turn steering with the individual, hydraulic wheel-drive systems provide precise manoeuvring.



## COMFORTABLE OPERATION

Large wheels, comfortable seat, excellent overview and conveniently located controls provide a smooth, efficient ride.



## SUPERB CUTTING RESULT

The ClearCut™ cutting deck provides a unique combination of durability, performance and cutting results. This design enables superb results for discharge and collection as well as for mulching.



## DURABLE DESIGN

The rugged frame and casters are designed to ensure high durability and reduce chassis flex. The maintenance-free zero turn transmission provides trouble-free performance.



## INTEGRATED PARKING BRAKE

The automatic parking brake system automatically activates or deactivates as the steering levers are moved outward or inward, which means the user doesn't have to do it.






# ZERO TURN MOWERS



Ergonomic control panel conveniently located at your fingertips with electric blade engagement – simply pull the switch



Convenient, spring-assisted cutting deck lift



Anti-slip foot pad



Automatic parking brake integrated in the control levers

ClearCut™ fabricated deck made from welded 3.6mm steel

Not all features shown are available on all models.



## HUSQVARNA CLEARCUT™

### SOLID DURABILITY WITH PERFECT CUTTING RESULTS

The ClearCut™ cutting deck boasts a unique combination of durability, performance and cutting results. This design enables superb results for discharge and collection as well as for mulching. The powerful airflow discharges the clippings at high speed to prevent clogging.

- Welded 3.6mm steel structure with side wear protection
- 125mm deck height for high air volume
- Optimally located internal baffles
- High-lift blades for powerful airflow
- Cast-iron spindles for high stability
- Oversized discharge chute



**DEMANDING OCCASIONAL USE**



High-specification zero turn mower designed to deliver great cutting results without compromising quality or performance. The zero turn mower is ideally suited to demanding domestic and landowner use. Conveniently compact, giving you excellent manoeuvrability, mowing efficiency and mowing comfort. Featuring a highly durable ClearCut™ fabricated steel cutting deck offering excellent clipping dispersal as well as a producing class leading airflow, ideal when used with the optional grass collector.

**Ideal for applications including:**

- **Demanding domestic use**
- **Landowner use**
- **Medium to large areas**

**Z242F**



High-specification domestic use zero turn mower with ClearCut™ fabricated deck, ergonomic controls and powerful twin-cylinder engine.

- Side Eject (BioClip® optional)
- Ergonomic control panel
- Optional collector
- Console mounted deck lift
- ClearCut™ fabricated deck
- Integrated parking brake

Engine	Engine size / Power	Transmission	Cutting width
Endurance V-Twin	724cm <sup>3</sup> / 14.9kW	Hydrostatic	107cm
Model	Order PNC	RRP ex VAT	RRP inc VAT
Z242F	967 66 57-03		
Grass collector	587 41 24-01		
BioClip® plate	587 41 23-01		

**GRASS COLLECTOR**



107cm cutting width 2 bin collector with removable bins for easy emptying of grass clippings. 210 litre capacity.

Fits to	Order PNC
Z242F	587 41 24-01

**REPLACEMENT BLADES**

Model	Z242F	
Blade type	Collection / Eject x2	Mulch x2
PNC	592 76 97-01	586 96 25-02

**Locate your nearest dealer**  
Visit: [www.husqvarna.com/uk/dealer-locator](http://www.husqvarna.com/uk/dealer-locator)



## FULL-TIME USE



High-specification commercial-grade zero turn mower built with the toughest materials to ensure high durability, productivity and long service life. Designed for high-class cutting performance, operator comfort and serviceability. The zero turn mower is designed for demanding full-time professional use. Featuring a highly durable fabricated steel side eject cutting deck producing excellent airflow and even clipping dispersal.

### Ideal for applications including:

- Professional grounds maintenance
- Larger areas
- Parks and sports facilities
- Large residential
- Holiday parks

## Z560X



Commercial-grade, zero-turn mower with high cutting capacity and great manoeuvrability, for efficient mowing of large areas. The 152cm fabricated steel deck produces an excellent cut quality, while the durable design and easy maintenance make for a long and trouble-free product life.

- Commercial-grade large capacity 2-cylinder Briggs and Stratton Vanguard engine.
- HydroGear ZT5400 commercial transmission with high ground speed (19.3km/h).
- Easily accessible service points with an open design for fast and easy access improving serviceability. Tool-less access on all belt covers.
- Heavy duty 11 gauge steel tubular 2" x 3" frame with frame ramp for maximised strength and durability, increasing lifespan.
- Heavy duty and high performance 152cm side eject deck fabricated from 7 gauge steel for maximum performance and durability. Features rear mount support struts which increase durability by reducing stress on the mower frame.
- 10" cast blade spindles for increased strength and operating lifetime.
- Mulch kit including blades available as an accessory.
- Ergonomically designed operator interface with all controls within easy reach. Interface features LED lit fuel gauges.
- High specification suspension seat with bolstered cushions.
- Foot operated deck adjustment with easily visible scale.
- Foldable roll-over protection system.
- Dual fuel tanks - 45 litre total capacity.
- Heavy duty 13" run flat free front tyres.
- Integrated parking brake.

Engine	Engine size / Power	Transmission	Cutting width
Vanguard V-Twin	810cm <sup>3</sup> / 17.3kW	Hydrostatic	152cm
Model	Order PNC	RRP ex VAT	RRP inc VAT
Z560X	967 66 97-02		
Collection system	967 32 26-01		
BioClip® kit (Mulch)	966 44 47-01		
Blades (standard)	592 89 49-01		



# TECHNICAL SPECIFICATIONS

	Z242F	Z560X
<b>RECOMMENDATION CHART</b>		
Large-sized residential gardens / commercial use	○○○	●●●
Medium / large-sized residential gardens	●●○	●●○
Small / medium-sized residential gardens	●●●	●○○
Small-sized residential gardens	●●●	●○○
<b>TECHNICAL SPECIFICATIONS</b>		
Engine manufacturer	Briggs & Stratton	Briggs & Stratton
Engine name	Endurance V-Twin	Vanguard V-Twin
Net power at preset rpm, kW	14.9@3200	17.3@2900
Fuel tank volume, litres	13.3	45.4
Transmission type	EZT Integrated	ZT 5400
Transmission manufacturer	Hydro-Gear	Hydro-Gear
Pump displacement, cm <sup>3</sup>	10	16
Speed forward, min-max, km/h	0-10.5	0-19.3
Speed reverse, min-max, km/h	0-4.8	0-9.6
Cutting methods	Collection / Mulch / Side ejection	Mulch / Side ejection
Cutting width, cm	107	152
Cutting height, min-max, mm	38 - 102	25 - 127
Cutting deck type / gauge	ClearCut™ / 3.6mm (10 gauge)	Fabricated / 4.5mm (7 gauge)
Blade spindle type	Cast iron	Cast iron
Blade engagement	Electromagnetic clutch	Electromagnetic clutch
Seat type	15" high back	Professional, suspension
Tire size, front, inch	11 × 6 - 5	13 × 6.5 - 6 (Flat Free)
Tire size, rear, inch	18 × 8.5 - 8	24 × 12 - 12
<b>FEATURES</b>		
Adjustable sliding seat	●	●
ClearCut™	●	—
Integrated parking brake	●	●
Hour meter with service minder	●	●
Reinforced cutting deck	●	●
Water hose connection	●	—
<b>CUTTING SYSTEMS</b>		
BioClip® kit (Mulch) accessory	(●)	(●)
Collector accessory	(●)	(●)

● = Available (●) = Accessory — = Not available





# A PERFECT MATCH FOR YOUR LAWN

All our lawn mowers are designed to give the highest performance and efficiency with thoughtful ergonomic solutions. They have high-specification and easy-starting engines as well as durable cutting decks, delivering first class cutting results every time. So no matter what Husqvarna model you choose, you can expect a mower that's robust, reliable and one that delivers the results for a healthy, well kept lawn.





## WHAT YOU GET AND HOW WE DO IT



### CONVENIENT HANDLING

The intuitive controls, easy to reach bail arms and ergonomically designed collectors are details that make our lawn mowers easy and convenient to use.



### HEALTHY LAWNS

BioClip® – mulching can help to release nutrients like nitrogen into the soil that are beneficial for growth and overall lawn health, preventing weed growth.



### QUIET AND CORDLESS

Our battery-powered mowers enables quiet, efficient collector mowing without the need for petrol or power cords. Ideal for a smaller or mid-sized lawn.



### EASY STARTING

Husqvarna petrol lawn mowers are easy to start. Some have features like auto-choke. The battery mowers are even easier – just unlock and push down the bail arm!



### VARIABLE SPEED

The variable speed function allows you to adjust the drive speed of the machine to suit your own walking speed.



[husqvarna.com/lawn-mowers](https://husqvarna.com/lawn-mowers)



# LAWN MOWERS



Variable speed control



Our battery-powered mowers enable quiet, efficient mowing without the need for petrol. With a wide range designed for small to large lawns and domestic to professional use.



Top class collection performance and easy to handle collector for convenient removal, emptying and replacement

Handle height adjustment for improved user comfort

High-specification engines from world-leading manufacturers



Central cutting height adjustment for easy and convenient setting



**CARE**

Find out more on page 289



## GET THE HUSQVARNA CONNECT APP!

Stay connected with your products direct from your smartphone. Access user guides for a smoother start and maintenance, troubleshooting tips & how-to guides, product specific lists for spare parts and relevant accessories. Use the to dealer locator to add your favoured dealer with directions, contact information and opening hours.

### Additional functions for connected lawn mowers:

- Runtime statistics and usage data
- Notifications for maintenance and troubleshooting
- Predictions for remaining battery runtime

For more details visit [www.husqvarna.com/uk](http://www.husqvarna.com/uk)





## SIZE AND COMPLEXITY OF YOUR LAWN

The larger lawn you have, the more you will benefit from a self-propelled mower with a wider cutting deck. A mower with smaller cutting deck and variable speed provides better manoeuvrability if your lawn has many narrow passages and obstacles to mow around.

## HOW TO START

Want effortless starting, a battery mower is the natural choice – just push the button.

## STORAGE AND TRANSPORT

Do you plan to transport your mower? Then you should consider a compact, lightweight mower with foldable handles.



## WHY CHOOSE A HUSQVARNA BATTERY MOWER?

Husqvarna battery-powered lawn mowers are quiet, efficient collecting mowers that are extremely easy to use. Ideal for mid-sized lawns or for trimming areas that a robotic mower or ride-on mower can't reach. Powered by the same BLi batteries as all Husqvarna Battery Series products.



## COLLECTING OR MULCHING

If you prefer a tidy cutting result and want to collect grass clippings, we recommend a mower equipped with collector. However, a mower with BioClip® (mulching) function provides a more healthy lawn without need for fertilising or emptying the collector, provided that you mow frequently enough.

## DURABLE COMPOSITE DECK


















The cutting deck on the 200 and 300 series is made from a composite material developed specifically for Husqvarna. It is extremely durable, lightweight, corrosion resistant, doesn't crack and withstands dents and sun bleaching. In short, virtually indestructible.





# PRODUCT USE GUIDE





Use this guide to help you select the best product for your needs.

TYPE OF USE	MODEL	POWER SOURCE	CUTTING WIDTH	PRODUCT TYPE	DRIVE SYSTEM
 <b>OCCASIONAL USE</b> (DOMESTIC / HOMEOWNER)	<b>64</b>	Manual	40cm	Cylinder	Push
	<b>LC 137i</b>		37cm	Wheeled	Push
	<b>LC 140SP</b>	Petrol	40cm	Wheeled	Self-propelled
	<b>LC 142i</b>		42cm	Wheeled	Push
	<b>LC 142iS</b>		42cm	Wheeled	Single speed self-propelled
	<b>LB 144i</b>		44cm	Wheeled	Push
	<b>LB 146</b>	Petrol	46cm	Wheeled	Push
	<b>LC 151S</b>	Petrol	51cm	Wheeled	Self-propelled
 <b>DEMANDING OCCASIONAL USE</b> (DOMESTIC / HOMEOWNER)	<b>LC 247</b>	Petrol	47cm	Wheeled	Push
	<b>LC 247i</b>		47cm	Wheeled	Push
	<b>LC 247S</b>	Petrol	47cm	Wheeled	Self-propelled
	<b>LC 253S</b>	Petrol	47cm	Wheeled	Self-propelled
 <b>FREQUENT USE</b> (DEMANDING DOMESTIC / LANDOWNER)	<b>LC 347V</b>	Petrol	47cm	Wheeled	Variable speed self-propelled
	<b>LC 347iVX</b>		47cm	Wheeled	Variable speed self-propelled
	<b>LC 353V</b>	Petrol	53cm	Wheeled	Variable speed self-propelled
	<b>LC 353iVX</b>		53cm	Wheeled	Variable speed self-propelled
 <b>PART-TIME USE</b> (LANDOWNER / LANDSCAPER)	<b>LB 442i</b>		42cm	Wheeled	Push
	<b>LB 448i</b>		48cm	Wheeled	Push
 <b>FULL-TIME USE</b> (PROFESSIONAL)	<b>LC 551SP</b>	Petrol	51cm	Wheeled	Self-propelled
	<b>LC 551VQ</b>	Petrol	51cm	Wheeled	Variable speed self-propelled
	<b>LC 551iV</b>		51cm	Wheeled	Variable speed self-propelled
	<b>LC 551VBP</b>	Petrol	51cm	Wheeled	Variable speed self-propelled
	<b>LC 553iV</b>		53cm	Wheeled	Variable speed self-propelled
	<b>GX 560</b>	Petrol	50.5cm	Hover	Push
	<b>LB 548i</b>		48cm	Wheeled	Push
	<b>KLIPPO LB 442Q</b>	Petrol	42cm	Wheeled	Push
	<b>KLIPPO LB 448Q</b>	Petrol	48cm	Wheeled	Push
	<b>KLIPPO LB 448SQ</b>	Petrol	48cm	Wheeled	Self-propelled
	<b>KLIPPO LB 453SQ</b>	Petrol	53cm	Wheeled	Self-propelled
	<b>KLIPPO LB 548SQe</b>	Petrol	48cm	Wheeled	Self-propelled
	<b>KLIPPO LB 553SQe</b>	Petrol	53cm	Wheeled	Self-propelled

The product selector is only to be used as a guide. Please visit your local Authorised Husqvarna dealer for more information.

\* - Mulch kit is available as an accessory. \*\* - Collector is available as an accessory. ● Optimised solution (guideline only) ○ Capable solution but not optimal (guideline only)



	CUTTING SYSTEM			RECOMMENDED LAWN AREA				PAGE
	COLLECTION	REAR EJECT	MULCH					
				SMALL	MEDIUM	LARGE	PROFESSIONAL GROUNDS MAINTENANCE	
	●**	●		●				252
	●	●	●*	●				252
	●	●		●				252
	●	●	●*	●				253
	●	●	●*	●				253
			●	●	●			254
			●	●				254
	●	●		●	●			255
	●	●	●*	●	●			256
	●	●	●*	●	●			256
	●	●	●*	●	●			257
	●	●	●*	●	●			257
	●	●	●*	●	●			258
	●	●	●*	●	●			258
	●	●	●*		●	●		259
	●	●	●*		●	●		259
			●	●	●		○	260
			●	●	●	○	○	260
	●	●	●*		●	●	●	261
	●	●	●*		●	●	●	261
	●	●	●*		●	●	●	262
	●	●	●*		●	●	●	261
			●		●	●	●	262
			●	●	●		●	263
			●	●	●	○	●	263
			●	●	●	○	●	264
			●		●	●	●	264
			●	●	●	○	●	264
			●		●	●	●	265
			●	●	●	○	●	265
			●		●	●	●	265





## OCCASIONAL USE



A range of easy to use lawn mowers designed for domestic use on smaller lawns. A choice of manual, petrol and battery power to suit a wide range of requirements. Featuring lightweight and durable decks with optimised design for easy manoeuvrability and excellent collection performance. A choice of push, single speed, variable speed self-propelled and adjustable height handles to suit the needs of any user.

**Ideal for applications including:**

- Domestic use
- Small lawns

64




High quality manual cylinder mower designed for domestic use on small lawns. Ideal for areas without a power source.

- Rear eject
- Hardened reel and bed knife
- Collector available as accessory
- Infinite height adjustment

Engine	Cutting Width	Cutting Height	Drive
N/A	40cm	12 - 55mm	Push
Weight	Order PNC	RRP ex VAT	RRP inc VAT
64	964 95 40-02		
Grass Collector	964 90 10-30		

LC 137i

UPDATED



Compact battery-powered lawn mower for domestic use. Low noise and very easy to use. Shared battery system with handheld products for maximum flexibility.

- Collect / BioClip® / rear eject
- PowerBoost and savE™
- 40 litre canvas collector
- Plastic deck
- Adjustable, folding handles
- Kit includes B140 and C80

Voltage	Cutting Width	Cutting Height	Drive
36V Li-ion	37cm	25 - 75mm	Push
Model	Order PNC	RRP ex VAT	RRP inc VAT
LC 137i Unit Only	970 50 09-01		
LC 137i Kit	970 50 09-06		

LC 140SP



Easy to use self-propelled petrol mower designed for domestic use. Robust steel cutting deck and compact design.

- Collect / rear eject
- Adjustable, folding handles
- 50 litre canvas collector
- Steel deck
- Central height adjustment
- Auto-choke

Engine	Cutting Width	Cutting Height	Drive
Husqvarna 123cm <sup>3</sup>	40cm	25 - 75mm	Single speed
Weight	Order PNC	RRP ex VAT	RRP inc VAT
26.5kg	970 48 82-01		



## LC 142i

UPDATED



Battery-powered lawn mower for domestic use. Low noise and very easy to use. Shared battery system with handheld products for maximum flexibility.

- Collect / BioClip® / rear eject
- Keypad with savE™
- 50 litre canvas collector
- PowerBoost
- Adjustable, folding handles
- Kit includes B140 and C80

Voltage	Cutting Width	Cutting Height	Drive
36V Li-ion	42cm	25 - 75mm	Push
Model	Order PNC	RRP ex VAT	RRP inc VAT
LC 142i Unit Only	970 54 18-01		
LC 142i Kit	970 54 18-06		

## LC 142iS

UPDATED



Battery-powered variable speed self-propelled lawn mower for domestic use. Highly efficient low noise brushless motors for maximum run time.

- Collect / BioClip® / rear eject
- Keypad with savE™
- 50 litre canvas collector
- PowerBoost
- Adjustable, folding handles
- Kit 1 incl. B140 & C80, Kit 2 incl. 2 x B140 & C80

Voltage	Cutting Width	Cutting Height	Drive
36V Li-ion	42cm	25 - 75mm	Variable Speed
Model	Order PNC	RRP ex VAT	RRP inc VAT
LC 142iS Unit Only	970 54 19-01		
LC 142iS Kit 1	970 54 19-06		

## MULCH KITS

Model	LC 137i	LC 142i/iS	LC 151S
Blade size	37cm	41cm	41cm
PNC	599 83 12-01	589 22 27-01	582 87 28-01

## REPLACEMENT BLADES

Model	LC 137i	LC 140SP
Blade type	Collection	
PNC	529 44 17-10	587 38 63-10
Blade type	Mulch	
PNC	529 44 16-10	-

Model	LB 144i
Blade type	Collection
PNC	-
Blade type	Mulch
PNC	529 80 73-10

Model	LC 142i/iS	LC 151S
Blade type	Collection	
PNC	534 97 55-01	598 56 26-01
Blade type	Mulch	
PNC	534 97 56-01	597 68 39-01



Locate your nearest dealer

Visit: [www.husqvarna.com/uk/dealer-locator](http://www.husqvarna.com/uk/dealer-locator)





## OCCASIONAL USE



A range of easy to use lawn mowers designed for domestic use on smaller lawns. A choice of manual, petrol and battery power to suit a wide range of requirements. Featuring lightweight and durable decks with optimised design for easy manoeuvrability and excellent collection performance. A choice of push, single speed, variable speed self-propelled and adjustable height handles to suit the needs of any user.

**Ideal for applications including:**

- **Domestic use**
- **Small lawns**

## LB 144i

NEW

Li-ion 36V



Built on Husqvarna's trusted quality, design and performance, the LB 144i is a compact and lightweight battery lawn mower that's as easy to use as it is to store.

- Quiet operation
- Easy start
- PowerBoost
- Easy foldable handle
- savE™
- Kit includes B140 and C80

Voltage	Cutting Width	Cutting Height	Drive
36V Li-ion	44cm	25 - 75mm	Push
Model	Order PNC	RRP ex VAT	RRP inc VAT
LB 144i	970 64 82-01		
LB 144i Kit	970 64 82-03		

## LB 146



Petrol mulch lawn mower for domestic use.

- BioClip® (mulch)
- Adjustable, folding handles
- Auto-choke
- Plastic deck
- Two point cutting height adjustment

Engine	Cutting Width	Cutting Height	Drive
Husqvarna	46cm	35 - 70mm	Push
Weight	Order PNC	RRP ex VAT	RRP inc VAT
22kg	970 54 09-01		





## LC 151S



Easy to use self-propelled petrol mower designed for domestic use. Ideal for medium to large sized lawns. Robust steel cutting deck and reliable, easy to start Husqvarna engine.

- Collect / BioClip® / rear eject
- Adjustable, folding handles
- 65 litre canvas collector
- Steel deck
- Central height adjustment

Engine	Cutting Width	Cutting Height	Drive
Husqvarna	51cm	25 - 75mm	Single speed
Weight	Order PNC	RRP ex VAT	RRP inc VAT
31.6kg	970 48 84-01		

## MULCH KITS

Model	LC 137i	LC 142i/iS	LC 151S
Blade size	37cm	41cm	41cm
PNC	599 83 12-01	589 22 27-01	598 01 80-01

## REPLACEMENT BLADES

Model	LC 137i	LC 140SP
Blade type	Collection	
PNC	529 44 17-01	587 38 63-10

Model	LC 137i	LC 140SP
Blade type	Mulch	
PNC	529 44 16-10	-

Model	LB 144i
Blade type	Collection
PNC	-

Model	LB 144i
Blade type	Mulch
PNC	529 80 73-10

Model	LC 142i/iS	LC 151S
Blade type	Collection	
PNC	534 97 55-01	598 56 26-01

Model	LC 142i/iS	LC 151S
Blade type	Mulch	
PNC	534 97 56-01	597 68 39-01



**Locate your nearest dealer**

Visit: [www.husqvarna.com/uk/dealer-locator](http://www.husqvarna.com/uk/dealer-locator)



## DEMANDING OCCASIONAL USE



Petrol and battery lawn mowers designed for more demanding domestic use on medium and larger lawns. Featuring lightweight and durable composite decks with optimised design for easy manoeuvrability and excellent collection performance. All models feature central height adjustment and adjustable height handles to suit the needs of any user. For increased area capacity the battery version features dual battery slots which allows the use of any combination of one or two BLi batteries, the mower automatically switches to the second battery when the first is empty

**Ideal for applications including:**

- Demanding domestic use
- Medium to large lawns

## LC 247



Petrol lawnmower for demanding domestic use. Composite deck and excellent collection performance.

- Collect / BioClip® / rear eject
- Adjustable, folding handles
- 55 litre canvas collector
- Composite deck
- Central height adjustment
- Auto-choke

Engine	Cutting Width	Cutting Height	Drive
Husqvarna	47cm	20 - 75mm	Push
Weight	Order PNC	RRP ex VAT	RRP inc VAT
27.5kg	970 54 11-01		

## LC 247i

Li-ion 36V



Battery-powered push lawnmower for medium sized lawns. Dual BLi integrated battery slots with automatic switch over and brushless motor.

- Collect / BioClip® / rear eject
- Keypad with savE™
- 55 litre canvas collector
- Composite deck
- Adjustable, folding handles

Voltage	Cutting Width	Cutting Height	Drive
36V Li-ion	47cm	20 - 75mm	Push
Model	Order PNC	RRP ex VAT	RRP inc VAT
LC 247i Unit only	970 54 20-01		





## LC 247S



Self-propelled petrol lawnmower for demanding domestic use. Composite deck and excellent collection performance.

- Collect / BioClip® / rear eject
- Adjustable, folding handles
- 55 litre canvas collector
- Composite deck
- Central height adjustment
- Auto-choke

Engine	Cutting Width	Cutting Height	Drive
Husqvarna	47cm	20 - 75mm	Single speed
Weight	Order PNC	RRP ex VAT	RRP inc VAT
29.5kg	970 54 12-01		

## LC 253S



Easy start self-propelled petrol lawnmower for demanding domestic use on larger areas. Composite deck and excellent collection performance.

- Collect / BioClip® / rear eject
- Adjustable, folding handles
- 60 litre canvas collector
- Composite deck
- Central height adjustment
- Auto-choke

Engine	Cutting Width	Cutting Height	Drive
Husqvarna	53cm	20 - 75mm	Single speed
Weight	Order PNC	RRP ex VAT	RRP inc VAT
31.5kg	970 54 15-01		

## MULCH KITS

Model	LC 247 / i / S	LC 253S
Blade size	47cm	53cm
PNC	589 21 48-01	582 68 06-01

## REPLACEMENT BLADES

Model	LC 247 / i / S	LC 253S
Blade type	Collection	
PNC	588 27 55-10	579 79 72-10
Blade type	Mulch (Combi)	
PNC	588 27 57-10	588 90 39-10



Locate your nearest dealer

Visit: [www.husqvarna.com/uk/dealer-locator](http://www.husqvarna.com/uk/dealer-locator)

## HUSQVARNA RECOMMEND

Power 4 Fuel. Pages 312 -313



## HUSQVARNA CONNECT APP

Stay connected to your battery lawnmower direct from your smartphone. Available from App Store and Google Play.





## FREQUENT USE



Petrol and battery lawn mowers designed for frequent domestic and landowner use on medium and larger lawns. Featuring lightweight and durable composite decks with optimised design for easy manoeuvrability and excellent collection performance. All models feature central height adjustment and adjustable height handles to suit the needs of any user. Additional 300 series features include variable speed self-drive and premium engines on the petrol powered models. For increased area capacity the battery version features dual battery slots which allows the use of any combination of one or two BLi batteries, the mower automatically switches to the second battery when the first is empty.

**Ideal for applications including:**

- **Frequent domestic use**
- **Landowner use**
- **Medium to large lawns**

## LC 347V



Easy start variable speed self-propelled petrol lawnmower for frequent domestic use. Composite deck and excellent collection performance.

- Collect / BioClip® / rear eject
- Adjustable, folding handles
- 55 litre canvas collector
- Composite deck
- Central height adjustment
- Auto-choke

Engine	Cutting Width	Cutting Height	Drive
Husqvarna	47cm	20 - 75mm	Variable speed
Weight	Order PNC	RRP ex VAT	RRP inc VAT
30.5kg	970 54 13-01		

## LC 347iVX



Battery-powered lawnmower with digital speed control and brushless motors. Dual BLi integrated battery slots with automatic switch over and Husqvarna Connect.

- Collect / BioClip® / rear eject
- Keypad with savE™
- 55 litre canvas collector
- Composite deck
- Adjustable, folding handles

Voltage	Cutting Width	Cutting Height	Drive
36V Li-ion	47cm	20 - 75mm	Variable speed
Model	Order PNC	RRP ex VAT	RRP inc VAT
LC 347iVX Unit only	967 86 23-01		





**LC 353V**



Easy start variable speed self-propelled petrol lawnmower for frequent domestic use on larger areas. Composite deck and excellent collection performance.

- Collect / BioClip® / rear eject
- Adjustable, folding handles
- 60 litre canvas collector
- Composite deck
- Central height adjustment
- Auto-choke

Engine	Cutting Width	Cutting Height	Drive
Husqvarna	53cm	20 - 75mm	Variable speed
Weight	Order PNC	RRP ex VAT	RRP inc VAT
32kg	970 54 16-01		

**LC 353iVX**



High capacity battery-powered lawnmower with digital speed control and brushless motors. Dual BLi integrated battery slots with automatic switch over.

- Collect / BioClip® / rear eject
- Keypad with savE™
- 60 litre canvas collector
- Composite deck
- Adjustable, folding handles
- Husqvarna Connect

Voltage	Cutting Width	Cutting Height	Drive
36V Li-ion	53cm	20 - 75mm	Variable speed
Model	Order PNC	RRP ex VAT	RRP inc VAT

LC 353iVX Unit only 967 86 20-01

**MULCH KITS**

Model	LC 347V	LC 347iVX
Blade size	47cm	47cm
PNC	589 21 48-01	590 79 09-01

Model	LC 353V	LC 353iVX
Blade size	53cm	53cm
PNC	582 68 06-01	595 00 11-01

**REPLACEMENT BLADES**

Model	LC 347V / iVX	LC 353V	LC 353iVX
Blade type	Collection		
PNC	590 59 34-10	579 79 72-10	594 07 57-10

Blade type	Mulch (Combi)		
PNC	588 27 57-10	588 90 39-10	595 00 72-10

**Locate your nearest dealer**  
Visit: [www.husqvarna.com/uk/dealer-locator](http://www.husqvarna.com/uk/dealer-locator)

**HAVE YOU CONSIDERED?**  
The Husqvarna Automower® range.  
Page 156



**HUSQVARNA CONNECT APP**  
Stay connected to your battery lawn mower direct from your smartphone. Available from App Store and Google Play.





## PART-TIME / FULL-TIME USE



Petrol and battery collection lawn mowers designed for part-time and full-time professional use on medium and larger areas in the most demanding conditions. Featuring commercial grade components and high specification engines or motors that deliver outstanding performance, durability and reliability no matter what the application. Additional 400 / 500 series features include highly durable cast aluminium cutting decks, cast aluminium rims (500 series) and commercial specification engines on the petrol powered models. For increased area capacity the battery version features dual battery slots which allows the use of any combination of one or two BLi batteries, with auto switch. For maximum area coverage the backpack battery can also be used when fitted to machine mounted carrier accessory.

**Ideal for applications including:**

- **Municipality**
- **Grounds maintenance**
- **Parks and public spaces**
- **Sports fields**

## LB 442i

Li-ion 36V



Compact battery mulch mower designed for semi-professional use, ideal in complex smaller areas. Features user interface with PowerBoost and savE™ modes. Fleet Services™ compatible.

- BioClip® (mulch)
- Adjustable handle
- 2 integrated battery slots
- Cast aluminium deck
- Central height adjustment
- Vibration level 0.3m/s<sup>2</sup>

Voltage	Cutting Width	Cutting Height	Drive
36V Li-ion	42cm	34 - 55mm	Push
Model	Order PNC	RRP ex VAT	RRP inc VAT
LB 442i Unit only	970 48 23-01		

## LB 448i

Li-ion 36V



Battery mulch mower designed for semi-professional use, ideal in complex areas. Features user interface with PowerBoost and savE™ modes. Fleet Services™ compatible.

- BioClip® (mulch)
- Adjustable handle
- 2 integrated battery slots
- Cast aluminium deck
- Central height adjustment
- Vibration level 0.3m/s<sup>2</sup>

Voltage	Cutting Width	Cutting Height	Drive
36V Li-ion	48cm	30 - 60mm	Push
Model	Order PNC	RRP ex VAT	RRP inc VAT
LB 448i Unit only	970 48 24-01		





## LC 551SP

UPDATED



High performance fully professional self-propelled petrol lawnmower designed for full-time use. Aluminium deck and excellent collection performance.

- Collect / BioClip® / rear eject
- Adjustable, folding handles
- 65 litre canvas collector
- Cast aluminium deck / wheels
- Central height adjustment
- Vibration level 4.5m/s<sup>2</sup>

Engine	Cutting Width	Cutting Height	Drive
Kawasaki	51cm	26 - 74mm	Single speed
Weight	Order PNC	RRP ex VAT	RRP inc VAT
LC 551SP	970 62 17-01		

## LC 551VBP

UPDATED



High performance fully professional variable speed self-propelled petrol lawnmower designed for full-time use. Blade brake clutch and aluminium deck.

- Collect / BioClip® / rear eject
- Blade brake clutch
- 65 litre canvas collector
- Cast aluminium deck / wheels
- Adjustable, folding handles
- Vibration level 4.5m/s<sup>2</sup>

Engine	Cutting Width	Cutting Height	Drive
Kawasaki FJ180KAI	51cm	26 - 74mm	Variable speed
Weight	Order PNC	RRP ex VAT	RRP inc VAT
LC 551VBP	970 62 18-01		

## LC 551VQ

NEW



High performance fully professional variable speed self-propelled petrol lawnmower designed for full-time use. Husqvarna engine.

- Collect / BioClip® / rear eject
- Adjustable, folding handles
- 65 litre canvas collector
- Cast aluminium deck
- Central height adjustment
- Vibration level 3.2m/s<sup>2</sup>

Engine	Cutting Width	Cutting Height	Drive
Husqvarna HS 166AP	51cm	26 - 75mm	Variable Speed
Weight	Order PNC	RRP ex VAT	RRP inc VAT
LC 551VQ	970 60 94-01		

## MULCH KITS

Model	LC 551SP	LC 551VBP	LC 551VQ
Blade size	51cm	51cm	51cm
PNC	589 21 49-02	589 81 75-02	589 21 49-02

## REPLACEMENT BLADES

Model	LB 442i	LB 448i
Blade type	Mulch	
PNC	599 70 71-10	597 46 65-10

Model	LC 551SP	LC 551VQ	LC 551VBP
Blade type	Collection		
PNC	587 59 08-10	587 59 08-10	597 46 63-10

Blade type	Mulch		
PNC	504 11 33-20	504 11 33-20	295 67 32-20



Locate your nearest dealer

Visit: [www.husqvarna.com/uk/dealer-locator](http://www.husqvarna.com/uk/dealer-locator)



## HUSQVARNA RECOMMEND

4-stroke fuel, oil and lubricants optimised for your Husqvarna lawnmower. Pages 312 - 313





## PART-TIME / FULL-TIME USE



Petrol and battery mulch lawn mowers designed for part-time and full-time professional use on medium and larger areas in the most demanding conditions. Featuring commercial grade components and high specification engines or motors that deliver outstanding performance, durability and reliability no matter what the application. 400 / 500 series features include highly durable cast aluminium cutting decks and commercial specification engines on the petrol powered models. For increased area capacity the battery versions features dual battery slots which allows the use of any combination of one or two BLi batteries, with auto switch. For maximum area coverage the backpack battery can also be used when fitted to machine mounted carrier accessory (LB 548i).

**Ideal for applications including:**

- **Municipality**
- **Grounds maintenance**
- **Parks and public spaces**
- **Sports fields**

## LC 551iV

UPDATED

Li-ion 36V



High performance fully professional self-propelled battery lawnmower designed for full-time use. Digital control, user interface and Fleet Services™ compatible.

- Collect / BioClip® / rear eject
- Adjustable, folding handles
- 65 litre canvas collector
- Cast aluminium deck / wheels
- Integrated or backpack battery
- Vibration level 0.3m/s<sup>2</sup>

Voltage	Cutting Width	Cutting Height	Drive
36V Li-ion	51cm	26 - 74mm	Variable speed
Model	Order PNC	RRP ex VAT	RRP inc VAT

LC 551iV Unit only    970 62 60-01

## LB 553iV

Li-ion 36V



High performance fully professional self-propelled battery lawnmower designed for full-time use. Robust aluminium deck ideal for mid to large areas.

- BioClip®
- Adjustable handle
- Mulching blade
- Cast aluminium deck
- Integrated or backpack battery
- Vibration level 1.3m/s<sup>2</sup>

Voltage	Cutting Width	Cutting Height	Drive
36V Li-ion	53cm	28 - 65mm	Variable speed
Model	Order PNC	RRP ex VAT	RRP inc VAT

LB 553iV Unit only    970 52 57-01





**LB 548i**

Li-ion 36V



High capacity mulch mower designed for professional use, ideal in complex areas. Features user interface with PowerBoost and savE™ modes. Fleet Services™ compatible.

- BioClip® (mulch)
- Adjustable handle
- Integrated x2 or backpack battery
- Cast aluminium deck / wheels
- Central height adjustment
- Vibration level 0.3m/s<sup>2</sup>

Voltage	Cutting Width	Cutting Height	Drive
36V Li-ion	48cm	30 - 60mm	Push
Model	Order PNC	RRP ex VAT	RRP inc VAT
LB 548i Unit only	967 97 73-01		

**MULCH KITS**

Model	LC 55iV
Blade size	51cm
PNC	597 41 37-01

**REPLACEMENT BLADES**

Model	LB 548i	LC 55iV	LB 553iV
Blade type	Collection		
PNC	N/A	587 59 08-10	N/A

Blade type	Mulch		
PNC	597 46 65-10	502 88 13-10	529 44 18-10

Model	GX560
Blade type	Mulch
PNC	511 90 04-00



**Locate your nearest dealer**

Visit: [www.husqvarna.com/uk/dealer-locator](http://www.husqvarna.com/uk/dealer-locator)

**GX 560****UPDATED**

Petrol hover mower designed for professional use. Uses air cushion mowing, ideal in applications that feature difficult ground conditions and slopes up to 45 degrees.

- ABS Deck
- 45° maximum working angle
- Folding handles
- Mow in any direction
- Vibration level 3.3m/s<sup>2</sup>

Engine	Cutting Width	Cutting Height	Drive
Honda GCVX-170	50.5cm	10 - 30mm	Push
Weight	Order PNC	RRP ex VAT	RRP inc VAT
GX 560	970 61 75-01		





## PART-TIME / FULL-TIME USE



Petrol and battery mulch lawn mowers designed for part-time and full-time professional use on medium and larger areas in the most demanding conditions. Featuring commercial grade components and high specification engines or motors that deliver outstanding performance, durability and reliability no matter what the application. 400 / 500 series features include highly durable cast aluminium cutting decks and commercial specification engines on the petrol powered models. For increased area capacity the battery versions features dual battery slots which allows the use of any combination of one or two BLi batteries, with auto switch. For maximum area coverage the backpack battery can also be used when fitted to machine mounted carrier accessory (LB 548i).

**Ideal for applications including:**

- **Municipality**
- **Grounds maintenance**
- **Parks and public spaces**
- **Sports fields**

## KLIPPO LB 442Q

NEW



Small, compact and easy to operate BioClip® mower. Ideal for semi-professional use on small and complex areas.

- BioClip®
- Adjustable handle
- Steel rims
- Cast aluminium deck
- Central height adjustment
- Vibration level 5.1m/s<sup>2</sup>

Engine	Cutting Width	Cutting Height	Drive
Husqvarna HS 166AP	42cm	34 - 55mm	Push
Weight	Order PNC	RRP ex VAT	RRP inc VAT
KLIPPO LB 442Q	970 60 85-01		

## KLIPPO LB 448Q

NEW



Standard sized, compact and easy to operate BioClip® mower. Ideal for semi-professional use on medium-sized areas.

- BioClip®
- Adjustable handle
- Steel rims
- Cast aluminium deck
- Central height adjustment
- Vibration level 4.2m/s<sup>2</sup>

Engine	Cutting Width	Cutting Height	Drive
Husqvarna HS 166AP	48cm	30 - 60mm	Push
Weight	Order PNC	RRP ex VAT	RRP inc VAT
KLIPPO LB 448Q	970 60 87-01		

## KLIPPO LB 448SQ

NEW



Standard sized, compact and front-wheel driven BioClip® mower. Ideal for semi-professional use on medium-sized areas.

- BioClip®
- Adjustable handle
- Self-propelled, front wheel drive
- Cast aluminium deck
- Central height adjustment
- Vibration level 4.2m/s<sup>2</sup>

Engine	Cutting Width	Cutting Height	Drive
Husqvarna HS 166AP	48cm	30 - 60mm	Single speed
Weight	Order PNC	RRP ex VAT	RRP inc VAT
KLIPPO LB 448SQ	970 60 88-01		

**KLIPPO LB 453SQ****NEW**

Full-sized, compact and front-wheel driven BioClip® mower. Ideal for semi-professional use on medium to large sized areas.

- BioClip®
- Adjustable handle
- Self-propelled, front wheel drive
- Cast aluminium deck
- Central height adjustment
- Vibration level 6.4m/s<sup>2</sup>

Engine	Cutting Width	Cutting Height	Drive
Husqvarna HS 166AP	53cm	30 - 60mm	Single speed
Weight	Order PNC	RRP ex VAT	RRP inc VAT
KLIPPO LB 453SQ	970 60 89-01		

**REPLACEMENT BLADES**

Model	KLIPPO LB 442Q	KLIPPO LB 448Q	KLIPPO LB 448SQ
Blade type	Mulch		
PNC	502 88 12-10	502 88 13-10	502 88 13-10
Model	KLIPPO LB 453SQ	KLIPPO LB 548SQe	KLIPPO LB 553SQe
Blade type	Mulch		
PNC	502 88 14-10	502 88 13-10	502 88 14-10

**Locate your nearest dealer**Visit: [www.husqvarna.com/uk/dealer-locator](http://www.husqvarna.com/uk/dealer-locator)**KLIPPO LB 548SQe****NEW**

A compact BioClip® mower with front-wheel drive for commercial use. Ergonomic side-adjustable and effective anti-vibrated handle system.

- BioClip®
- Adjustable, anti-vibrated handle
- Self-propelled, front wheel drive
- Cast aluminium deck
- Central height adjustment
- Vibration level 4.0m/s<sup>2</sup>

Engine	Cutting Width	Cutting Height	Drive
Husqvarna HS 166AP	48cm	30 - 60mm	Single speed
Weight	Order PNC	RRP ex VAT	RRP inc VAT
KLIPPO LB 548SQe	970 60 90-01		

**KLIPPO LB 553SQe****NEW**

Reliable BioClip® mower with front-wheel drive for commercial use. Ergonomic side-adjustable and effective anti-vibrated handle system.

- BioClip®
- Adjustable, anti-vibrated handle
- Self-propelled, front wheel drive
- Cast aluminium deck
- Central height adjustment
- Vibration level 3.4m/s<sup>2</sup>

Engine	Cutting Width	Cutting Height	Drive
Husqvarna HS 166AP	53cm	28 - 65mm	Single speed
Weight	Order PNC	RRP ex VAT	RRP inc VAT
KLIPPO LB 553SQe	970 60 91-01		





# TECHNICAL SPECIFICATIONS

	LC 140SP	LB 146	LC 151S	LC 247
<b>TECHNICAL SPECIFICATIONS</b>				
Engine manufacturer	Husqvarna	Husqvarna	Husqvarna	Husqvarna
Engine name	HS 123A	HS 139A	HS 166A	HS 139A
Net power at preset rpm, kW	1.95 @ 3000	2.2 @ 2900	2.7 @ 2800	1.8 @ 2900
Fuel tank volume, litres	0.9	1.0	1.0	0.8
Drive system	Self-propelled, single speed	Push	Self-propelled	Push
Drive wheels	Rear	—	Rear	—
Rims, material	Plastic	Plastic	Plastic	Plastic
Wheel size, front/rear, mm	152.4/203.2	170/170	203/203	170/210
Speed, km/h	4.0	—	3.6	4.5
Cutting deck material	Steel	ABS	Steel	Composite
Cutting methods	Collection / Rear ejection	BioClip®	Collection / BioClip® / Side ejection	Collection / BioClip® / Rear ejection
Cutting width, cm	40.0	46.0	51.0	47.0
Cutting height, min-max, mm	25-75	35-70	25-75	20-75
Cutting height steps	10	3	7	6
Blade type	Collect	Mulcher blade	Collect	Collect
Collector type	Hard top with fabric bag	—	Fabric with dust blocker	Fabric with dust blocker
Collector volume, litres	50	—	65	55
Handle type	Ergonomic	Ergonomic	Ergonomic (bag through)	Ergonomic
Weight, kg	26.5	22.0	32.3	26.8
<b>FEATURES</b>				
Anti-vibrated handle	—	—	—	—
Blade brake clutch	—	—	—	—
Central cutting height adjustment	●	●	●	●
Double ball-bearing wheels	—	●	●	●
Foldable handle	●	●	●	●
Handle height adjustment	●	●	●	●
ReadyStart™	—	—	—	—
Side adjustable handle	—	—	—	—

● = Available   (●) = Accessory   — = Not available





	LC 247S	LC 253S	LC 347V	LC 353V	LC 551SP
	Husqvarna	Husqvarna	Husqvarna	Husqvarna	Kawasaki
	HS 139A	HS 166A	HS 166A	HS 166A	FJ180V-BM91-M
	1.8 @ 2900	2.4 @ 2800	2.4 @ 2800	2.4 @ 2800	2.9 @ 2800
	0.8	1.0	1.0	1.0	1.9
	Self-propelled, single speed	Self-propelled, single speed	Self-propelled, variable speed	Self-propelled, variable speed	Self-propelled, single speed
	Rear	Rear	Rear	Rear	Rear
	Plastic	Plastic	Plastic	Plastic	—
	170/210	190/230	170/210	190/230	210/210
	4.5	4.0	5.0	5.0	4.1
	Composite	Composite	Composite	Composite	Aluminium
	Collection / BioClip® / Rear ejection	Collection / BioClip® / Rear ejection	Collection / BioClip® / Rear ejection	Collection / BioClip® / Rear ejection	Collection / BioClip® / Rear ejection
	47.0	53.0	47.0	53.0	51.0
	20–75	20–75	20–75	20–75	26–74
	6	6	6	6	6
	Collect	Collect	Collect	Collect	Collect
	Fabric with dust blocker	Fabric with dust blocker	Fabric with dust blocker	Fabric with dust blocker	Fabric with dust blocker
	55	60	60	60	65
	Ergonomic	Comfort	Comfort	Comfort	Ergonomic
	27.8	32.0	30.0	33.0	48.5
	—	—	—	—	—
	—	—	—	—	—
	●	●	●	●	●
	●	●	●	●	●
	●	●	●	●	●
	●	●	●	●	●
	—	●	●	●	—
	—	—	—	—	—

## ! ALWAYS USE GENUINE HUSQVARNA LUBRICANTS AND SPARE PARTS FOR YOUR LAWN MOWER

These high quality spare parts and lubricants are developed to facilitate the care and maintenance of your Husqvarna equipment and enable trouble-free operation and storage. We also supply the most frequent service parts for our products. See your owner's manual or consult your Authorised Husqvarna dealer if any uncertainty occurs.

**IMPORTANT!** Check the oil/lubricant levels before each work shift and top up.

Recommended frequently used parts for lawn mowers:

- Mulch blades
- Standard blades
- Collect blades.
- Engine oil 10 W/30
- Spark plugs
- Air filters and oil filters

Always read your owner's manual or contact your dealer for recommended parts for your machine.



**NOMINAL POWER** A new machinery directive (2006/42/EC) came into force on January 1, 2010, requiring manufacturers to declare the nominal power of engines, in kilowatts (kW). The power rating of the engines indicated is the average net power output during a normal working situations and meets applicable noise regulations (at specified rpm, see owner manual) of a typical production engine for the engine model measured to SAE standard J1349/ISO 1585. Mass production engines may differ from this value. Actual power output for the engine installed in the final machine will depend on the operating speed, environmental conditions and other variables.



# TECHNICAL SPECIFICATIONS

	LC 551VBP	LC551VQ	GX 560	KLIPPO LB 442Q
<b>TECHNICAL SPECIFICATIONS</b>				
Engine manufacturer	Kawasaki	Husqvarna	Honda	Husqvarna
Engine name	FJ180KAI	HS 166AP	GCVX-170	HS 166AP
Net power at preset rpm, kW	2.9@2800	2.6@2800	3.4 @ 3150	2.75@2900
Fuel tank volume, litres	1.9	1.5	0.9	1.5
Drive system	Self-propelled, single speed	Self-propelled, variable speed	Push, hover model	Push
Drive wheels	Rear	Rear	—	—
Rims, material	—	Plastic	—	Steel
Wheel size, front / rear, mm	210/210	210/210	—	180/180
Speed, km/h	5.0	5.0	—	—
Cutting deck material	Aluminium	Aluminium	ABS plastic	Aluminium
Cutting methods	Collection / BioClip® / Rear ejection	Collection / BioClip® / Rear ejection	—	BioClip
Cutting width, cm	51.0	51.0	50.5	42.0
Cutting height, min-max, mm	26-74	26-75	10-30	34-55
Cutting height steps	6	6	3	4
Blade type	Collect	Collect	—	Mulch
Collector type	Fabric with dust blocker	Fabric with dust blocker	—	—
Collector volume, litres	65	65	—	—
Handle type	Ergonomic	Ergonomic	Comfort	Straight
Weight, kg	52.5	51.0	18.0	25.5
<b>FEATURES</b>				
Anti-vibrated handle	—	—	—	—
Blade brake clutch	●	—	—	—
Central cutting height adjustment	●	●	—	●
Double ball-bearing wheels	●	●	—	●
Foldable handle	●	●	●	—
Handle height adjustment	●	●	—	●
ReadyStart™	●	—	—	—
Side adjustable handle	—	—	—	●

● = Available (●) = Accessory — = Not available





	KLIPPO LB 448Q	KLIPPO LB 448SQ	KLIPPO LB 453SQ	KLIPPO LB 548SQE	KLIPPO LB 553SQE
	Husqvarna	Husqvarna	Husqvarna	Husqvarna	Husqvarna
	HS 166AP	HS 166AP	HS 166AP	HS 166AP	HS 166AP
	2.75@2900	2.75 @ 2900	2.75@2900	2.75@2900	2.75@2900
	1.5	1.5	1.5	1.5	1.5
	Push	Self-propelled, single speed	Self-propelled, single speed	Self-propelled, single speed	Self-propelled, single speed
	—	Front	Front	Front	Front
	Steel	Steel	Steel	Steel	Aluminium
	208/208	208/208	208/208	203/203	203/203
	—	4.5	4.5	4.5	4.8
	Aluminium	Aluminium	Aluminium	Aluminium	Aluminium
	BioClip®	BioClip®	BioClip®	BioClip®	BioClip®
	48.0	48.0	53.0	48.0	53.0
	30-60	30-60	30-60	30-60	28-65
	6	6	6	6	5
	Mulch	Mulch	Mulch	Mulch	Mulch
	—	—	—	—	—
	—	—	—	—	—
	Straight	Straight	Straight	Anti-vibrated	Anti-vibrated
	29.0	32.5	33.5	34.5	38.5kg
	—	—	—	●	●
	—	—	—	—	—
	●	●	●	●	●
	●	●	●	●	●
	—	—	—	—	—
	●	●	●	●	●
	—	—	—	—	—
	●	●	●	●	●

## ! ALWAYS USE GENUINE HUSQVARNA LUBRICANTS AND SPARE PARTS FOR YOUR LAWN MOWER

These high quality spare parts and lubricants are developed to facilitate the care and maintenance of your Husqvarna equipment and enable trouble-free operation and storage. We also supply the most frequent service parts for our products. See your owner's manual or consult your Authorised Husqvarna dealer if any uncertainty occurs.

**IMPORTANT!** Check the oil/lubricant levels before each work shift and top up.

Recommended frequently used parts for lawn mowers:

- Mulch blades
- Standard blades
- Collect blades.
- Engine oil 10 W/30
- Spark plugs
- Air filters and oil filters

Always read your owner's manual or contact your dealer for recommended parts for your machine.



**NOMINAL POWER** A new machinery directive (2006/42/EC) came into force on January 1, 2010, requiring manufacturers to declare the nominal power of engines, in kilowatts (kW). The power rating of the engines indicated is the average net power output during a normal working situations and meets applicable noise regulations (at specified rpm, see owner manual) of a typical production engine for the engine model measured to SAE standard J 1349/ISO 1585. Mass production engines may differ from this value. Actual power output for the engine installed in the final machine will depend on the operating speed, environmental conditions and other variables.



# BREAK NEW GROUND IN NO TIME

Designed to take tough treatment, Husqvarna tillers are built to withstand intensive operation over many years. Their comfortable handle system and well-grouped controls make them easy to work with and the anti-clockwise rotation system breaks up soil with ease and efficiency.





husqvarna.com/tillers

## WHAT YOU GET AND HOW WE DO IT

### EASY MAINTENANCE

The durable and detachable transmission housing with lubrication nipple means reliable operating over many years as well as easy maintenance.



### CONVENIENT WORKING POSITION

The ergonomically designed handlebar with soft grip and easy-access controls provides convenient working position.



### DEEP-DIGGING OR SURFACE PREPARATION

The helicoiled tines rotate anti-clockwise and break up the soil smoothly even in tough conditions. This solution makes the tillers capable of deep-digging heavy soil as well as preparing the surface for a seedbed.




### BUILT TO LAST

All components in our tillers are of the highest quality and thoroughly tested to ensure optimal durability.



### ADDED VERSATILITY

The ridger accessory when used with the TF 325 creates ridges when planting potatoes, helping to protect against weeds and daylight.





# TILLERS

## T300RH COMPACT PRO



Versatile front tine tiller for smaller domestic gardens, flower beds and vegetable plots. Easy to operate and transport thanks to its low weight. Propelled forwards by the front tines.

- Front-tine
- 1 forward gear
- Optional accessories
- Carry Handle
- Foldable handlebar

Engine	Engine size / Power	Working width	Working depth
Honda GX 25	25cm <sup>3</sup> / 0.6kW	24cm	15cm
Weight	Order PNC	RRP ex VAT	RRP inc VAT
12.0kg	967 33 01-01		

## TF 325 UPDATED



Front tine tiller designed for domestic and landowner use on larger areas. Powerful engine with reverse gear for easy operation. Propelled forwards by the front tines.

- Front-tine
- 1 forward / 1 reverse gear
- Optional accessories
- Foldable transport wheel
- Foldable handlebar
- Plant guards

Engine	Engine size / Power	Working width	Working depth
RATO R210	212cm <sup>3</sup> / 4kW	60cm	30cm
Weight	Order PNC	RRP ex VAT	RRP inc VAT
46.0kg	970 65 26-01		

## TR 348 UPDATED



Powerful rear-tine tiller for demanding domestic and landowner use. Ideal for densely packed soil and older lawns, features driving large wheels.

- Rear-tine
- 2 forward / 1 reverse gear
- Large chevron tyres
- Self-propelled (wheels)
- Height adjustable handlebar
- Front counterweight

Engine	Engine size / Power	Working width	Working depth
RATO R210	212cm <sup>3</sup> / 4kW	48cm	15cm
Weight	Order PNC	RRP ex VAT	RRP inc VAT
73.0kg	970 65 28-01		

## T300RH MOSS RAKE



Easily removes moss from the lawn to promote healthy grass growth.

Fits to	Order PNC
T300RH	967 99 16-15
RRP ex VAT	RRP inc VAT

## TF 325 RIDGER



Creates ridges when planting potatoes, helping to protect against weeds and daylight.

Fits to	Order PNC
TF 325	966 54 52-01
RRP ex VAT	RRP inc VAT



## HUSQVARNA RECOMMEND

Power 4 Fuel. Pages 312 -313



 **Locate your nearest dealer**  
Visit: [www.husqvarna.com/uk/dealer-locator](http://www.husqvarna.com/uk/dealer-locator)



# TECHNICAL SPECIFICATIONS

	T300RH COMPACT PRO	TF 325	TR 348
<b>RECOMMENDATION CHART</b>			
Frequent use – unbroken and overgrown land	○○○	○○○	●●●
Frequent use – easier cultivation, moss clearing and edge trimming	●●●	●○○	○○○
Seldom use – cultivation and ridging	●○○	●●●	○○○
<b>TECHNICAL SPECIFICATIONS</b>			
Engine manufacturer	Honda	RATO	RATO
Engine name	GX25	R210	R210
Cylinder displacement, cm <sup>3</sup>	25	212	212
Net power at preset rpm, kW	0.6@6500	4@3300	4@3300
Fuel tank volume, litres	0.58	3.6	3.6
Transmission type	Worm gear / Manual	Chain / Manual	Chain / Manual
Transmission steps forward	1	1	2
Transmission steps reverse	–	1	1
Tiller type	Front-tine	Front-tine	Rear-tine
Number of tines	4	4	4
Tine diameter, mm	225	320	300
Working width, cm	28	60	48
Working depth, cm	15	30	15
Weight, kg	12	46	73
<b>FEATURES</b>			
Carrying handle	●	●	–
Chevron tyres	–	–	–
Counterweight	–	–	●
Detachable transmission	–	●	–
Drag bar	●	●	●
Driven wheels	–	–	–
Foldable handlebar	●	●	●
Handlebar-mounted gear selection	–	●	●
Plant guards	–	●	–
Reverse gearbox	–	●	●
Tine shield	●	●	●
Transport wheel	–	●	–
Vertically adjustable handlebar	–	●	●
<b>ACCESSORIES AVAILABLE</b>			
Ridger with metal wheels	–	●	–

● = Available (●) = Accessory – = Not available





# MORE CLEANING WITH LESS WATER

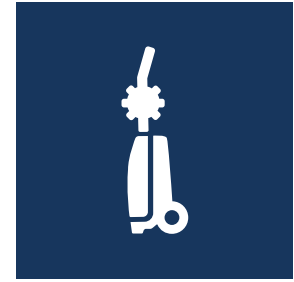


For any cleaning around the home and garden, nature's own cleaning fluid has unexpected powers. With the range of Husqvarna high pressure washers, you will discover that water's washing performance is hard to beat when combined with world-leading technology and engineering. Fresh water should always be used sparingly, and the Husqvarna pressure washer range actually uses about 80% less water to get the job done when compared to a regular hose.



husqvarna.com/pressure-washers

## WHAT YOU GET AND HOW WE DO IT



### POWERFUL CLEANING

With their high working pressure, adjustable nozzles and smart detergent control, Husqvarna pressure washers deliver maximum cleaning performance with minimal use of water.



### EFFICIENT WORK

The spray lance is ergonomically designed and the swivel couplings prevent tangling of the extra-long, flexible high pressure hose. The trigger starts and stops the motor automatically.



### GREAT VERSATILITY

Use your Husqvarna pressure washer with surface cleaners, brush kit, extension hose, foam sprayer or any of the many accessories available to make your work easier.



### ROBUST DESIGN

All Husqvarna pressure washers are built with high-quality components for a long service life. The larger models have features like induction motor, brass pump head and steel reinforced hose.



### FLEXIBLE HIGH-PRESSURE HOSES

Each series is equipped with a high quality, flexible, high pressure hose to prevent tangling. The PW 480 features a steel reinforced high pressure hose with a rubber overlay to ensure durability while retaining its flexibility.





# PRESSURE WASHERS



Aluminium telescopic handle

Hose reel for convenient and efficient storage of hose with easy roll-up

Induction motor combines great performance with high durability

Metal pump for increased reliability and lifetime



Aluminium carrying handle

The trigger's activation is perfectly adjusted to your fingers. This means less effort and more comfort for your hand, especially during prolonged use.



The spray lance features double swivel functions and quick connections for hose, nozzles and accessories to maximise your efficiency and comfort

Long spray lance allows for ergonomic working positions

Automatic switch-off shuts down the motor when you release the trigger

Extra-long hose for extended reach and work efficiency

Two nozzles and a foam sprayer are included



On-board cable storage enables fast set-up and prevents the cord from tangling



Find out more on page 289

Not all features shown are available on all models.



OCCASIONAL USE



Compact series of pressure washers with robust and purposeful design, ideal for most cleaning tasks around the home and garden. Two swivel functions for nozzle adjustment and quick connection prevent hassle when setting up and using the pressure washer. Both models feature on-board accessory storage, hose reel and power cord storage making operation and storage easy and efficient. Products are supplied with two nozzles and foam sprayer for applying detergent. The PW 235R features remote pressure adjustment operated from the spray lance allowing the water pressure to be easily set whilst working.

**Ideal for applications including:**

- Occasional domestic use
- Household and garden cleaning
- Smaller paved areas, decking and pathways
- Smaller vehicles and bicycles

PW 125



Compact and lightweight pressure washer, ideal for easy and convenient cleaning of garden furniture, pathways and vehicles.

- 7m reinforced hose
- Aluminium pump
- Quick Connect couplings
- On board storage

Maximum Pressure	Water flow	Power	Weight
125 bar	320 – 460 l/h	1500W	6.6kg
Model	Order PNC	RRP ex VAT	RRP inc VAT
PW 125	967 67 64-02		

PW 130

NEW



A conveniently small, lightweight and intuitive electric pressure washer for hassle-free operation and compact storage.

- UltraFlex High Pressure Hose
- Intuitive nozzle and pressure guide
- Carrying handle
- Dual gun and lance storage
- Compact and lightweight
- Metal Pump

Maximum Pressure	Water flow	Power	Weight
130 bar	324-465 l/h	1500W	6.5kg
Model	Order PNC	RRP ex VAT	RRP inc VAT
PW 130	970 64 80-02		



## PART-TIME USE



High specification pressure washers offering the highest levels of performance and product lifetime. Built for the toughest cleaning applications including larger vehicles, driveways and large paved areas. The longer hose lengths allow increased cleaning area coverage without the need to re-position the pressure washer.

Both models feature large wheels and aluminium telescopic handle which makes the products easy to transport and store. High performance induction motors ensure maximum cleaning performance whilst remaining quiet. Products are supplied with two nozzles and PW 350 a foam sprayer for applying detergent.

The PW 480 features pressure control for optimal adjustment and minimum water consumption, as well as an on board detergent tank.

### Ideal for applications including:

- **Demanding domestic and landowner use**
- **Larger paved areas, decking and driveways**
- **Vehicles and machinery**

## PW 235R



Robust all-round pressure washer with remote control making it easy to set your required pressure while working. Aluminium pump provides long lifetime.

- 8m reinforced hose
- Aluminium pump
- Remote pressure control
- Quick Connect couplings
- On board storage

Maximum Pressure	Water flow	Power	Weight
135 bar	350 – 520 l/h	1800W	12.7kg
Model	Order PNC	RRP ex VAT	RRP inc VAT
PW 235R	970 45 74-02		

## PW 240

NEW



An electric pressure washer purposely designed to optimise your outdoor cleaning.

- UltraFlex High Pressure Hose
- Intuitive nozzle and pressure guide
- Carrying handle
- Dual gun and lance storage
- Compact and lightweight
- Metal Pump

Maximum Pressure	Water flow	Power	Weight
140 bar	348-465 l/h	1800W	9.5kg
Model	Order PNC	RRP ex VAT	RRP inc VAT
PW 240	970 64 81-02		







**PW 350**



Powerful pressure washer designed for demanding jobs. Features low force grip, low noise induction motor and long spray lance.

- 9m reinforced hose
- Aluminium pump
- Aluminium telescopic handle
- Quick Connect couplings
- On board storage
- Low noise induction motor

Maximum Pressure	Water flow	Power	Weight
150 bar	420 – 500 l/h	2100W	18.8kg
Model	Order PNC	RRP ex VAT	RRP inc VAT
PW 350	967 67 77-02		

**PW 480**



High pressure washer with robust design built for the toughest cleaning tasks. Water flow and integrated detergent tank are controlled on the front panel. A brass pump head ensures an outstanding long-term performance.

- 13m steel armed hose
- Brass pump
- Aluminium telescopic handle
- Quick Connect couplings
- On board storage
- Low noise induction motor

Maximum Pressure	Water flow	Power	Weight
180 bar	540 – 610 l/h	2900W	27.8kg
Model	Order PNC	RRP ex VAT	RRP inc VAT
PW 480	970 46 83-02		





## ACCESSORIES



A range of specialist Husqvarna accessories designed for tackling specific applications, making your pressure washer much more versatile and efficient.

**Ideal for applications including:**

- **Cleaning hard surfaces, paved areas, decking and driveways**
- **Cleaning vehicles and machinery**
- **Unblocking pipes and guttering**
- **Cleaning delicate surfaces**
- **Water removal**
- **Cleaning solution & detergent application**

### SURFACE CLEANER SC 300



SC 300 is a compact rotating splash free cleaner with pressure regulation. It is suitable for cleaning both vertical and horizontal larger surfaces such as patios, driveways, terraces and walls.

Fitment	Order PNC	RRP ex VAT	RRP inc VAT
PW 125 - PW 130 - PW 350	590 65 79-01		

### VEHICLE KIT



Vehicle kit contains a wide fan jet nozzle for a quick and gentle cleaning of sensitive surfaces, an angled nozzle for hard-to-reach areas such as wheel arches, and a wash brush with a squeegee.

Fitment	Order PNC	RRP ex VAT	RRP inc VAT
PW 125 - PW 130 - PW 350	590 66 07-01		

### ROTATING BRUSH KIT



Rotating brush kit has three different brushes that can be mounted for soft, hard and difficult to reach surfaces. It has a built in detergent tank with regulation for a perfect dosage.

Fitment	Order PNC	RRP ex VAT	RRP inc VAT
All models	590 66 06-01		

### FOAM SPRAYER FS 300



Foam sprayer FS 300 is an efficient and fast covering foam sprayer with long lasting cleaning effect which maximises detergent performance. The FS 300 saves up to 30% cleaning solution compared to a standard foam sprayer.

Fitment	Order PNC	RRP ex VAT	RRP inc VAT
PW 125 - PW 130 - PW 350	590 66 04-01		





**SURFACE CLEANER SC 400**



SC 400 is a large rotating splash free cleaner with pressure regulation. Supplied with an extra set of high pressure nozzles for removal of stubborn dirt. It is suitable for cleaning larger surfaces such as patios, driveways, walls and terraces.

Fitment	Order PNC	RRP ex VAT	RRP inc VAT
All models	590 65 78-01		

**ANGLED SPRAY LANCE**



Angled spray lance with an integrated nozzle is designed for cleaning hard-to-reach areas such as under chassis, car wheel arches or roof gutters.

Fitment	Order PNC	RRP ex VAT	RRP inc VAT
All models	590 66 11-01		

**PIPE CLEANING HOSE - 15M**



The flexible self-feeding pipe cleaning hose is perfect when cleaning pipes, blocked drains or rain gutters. The two nozzles included enables efficient cleaning in both small and large diameter pipes.

Fitment	Order PNC	RRP ex VAT	RRP inc VAT
All models	590 66 10-01		

**WATER SUCTION NOZZLE**



Water suction nozzles turns your high pressure washer into a pump for removal of large volumes of unwanted water. Ideal when dealing with excess flood water, emptying ponds or drying up pools on the patio.

Fitment	Order PNC	RRP ex VAT	RRP inc VAT
PW 125 - PW 130 - PW 350	590 66 05-01		

**EXTENSION HOSE - 8M**



8 metre extension hose with textile reinforcement making it durable and highly flexible, also features quick connection. Hose is designed to increase working area and can be used for pressures up to 150 bar and temperatures up to 65°C.

Fitment	Order PNC	RRP ex VAT	RRP inc VAT
PW 125 - PW 130 - PW 350	590 66 08-01		

**EXTENSION HOSE STEEL ARMED - 10M**



10 metre extension hose with steel reinforcement making it robust and highly flexible, also features quick connection. Hose is designed to increase working area and can be used for pressures up to 160 bar and temperatures up to 100°C.

Fitment	Order PNC	RRP ex VAT	RRP inc VAT
All models	590 66 09-01		





# PRESSURE WASHERS

## SUCTION HOSE - 3M



3 metre suction hose enables to feed water to your high pressure washer from alternative sources such as rain water tanks and barrels. It is recommended to also use a separate water filter (PNC 590 65 93-01) to prevent dirt damaging the pump.

Fitment	Order PNC	RRP ex VAT	RRP inc VAT
All models	590 65 97-01		

## WATER FILTER WF 300



Water Filter protects the pump against dirt and debris ingress when using water from an external source such as a rain water tank. It is recommended to be use with Suction hose 3M.

Fitment	Order PNC	RRP ex VAT	RRP inc VAT
All models	590 65 93-01		

## BACKFLOW PREVENTER



Backflow preventer is designed to prevent dirty water from washing back into a clean water supply form the high pressure washer.

Fitment	Order PNC	RRP ex VAT	RRP inc VAT
All models	590 65 95-01		

## CLEANING SOLUTIONS



Stone & wood cleaner - Highly effective detergent ideal for cleaning pavements, bricks and wood. Also suitable for other cleaning surfaces that endure water. Vehicle cleaner & wax - powerful and gentle detergent primarily designed for washing cars or other type of vehicles with sensitive surfaces. The detergent has a 3-in-1 effect-wash, clean and shine.

Solution	Order PNC	RRP ex VAT	RRP inc VAT
Stone & wood cleaner	590 66 12-01		
Vehicle cleaner & wax	590 66 13-01		





# TECHNICAL SPECIFICATIONS

	PW 125	PW 130	PW 235R	PW 240	PW 350	PW 480
<b>RECOMMENDATION CHART</b>						
Large-sized residential gardens/ landowner areas	○○○	○○○	○○○	○○○	○○○	●●○
Medium-sized residential gardens	●○○	●○○	●●○	●●○	●●●	●●●
Small-sized residential gardens	●●●	●●●	●●●	●●●	●●●	●●●
Vehicle cleaning	●○○	●○○	●●○	●●○	●●○	●●●
<b>TECHNICAL SPECIFICATIONS</b>						
Max pressure, bar	125	135	135	140	150	180
Operating pressure max, bar	95	95	105	100	135	140
Water flow, l/h	320-460	324-465	350-520	348-465	420-500	540-610
Voltage, V	230	230	230	230	230	230
Power rating, W	1500	1500	1800	1800	2100	2900
Max. water inlet temperature, °C	40	40	40	40	40	60
Trigger gun vibration level with standard nozzle, m/s <sup>2</sup> *	< 2.5 ± 1	< 2.5 ± 1	< 2.5 ± 1	< 2.5 ± 1	< 2.5 ± 1	< 2.5 ± 1
Rated current, A	7.4	6.5	8.0	7.0	9.5	12.6
Guaranteed sound power level LWA, dBA**	87	89	86	92	90	89
Max self-priming suction, m	0.5	0.5	0.5	0.5	1.0	1.0
Power cord length, m	5	5	5	5	5	5
Hose length, m	7	6	8	8	9	13
Detergent tank volume, l	0.5	0.4	0.5	0.5	0.5	2.5
Product size (W×L×H), mm	300×315×820	290×260×490	265×275×845	350×330×900	350×325×710	390×350×810
Weight, kg	7.1	6.5	10.4	9.5	18.8	27.8
<b>FEATURES</b>						
Metal pump	●	●	●	●	●	●
Double swivels and quick connect	●	●	●	●	●	●
On board storage	●	●	●	●	●	●
Rotary nozzle	●	●	●	●	●	●
Flat jet nozzle, variable pressure	●	●	● (fixed)	● (fixed)	●	●
Hose reel	●	●	●	●	●	●
Foam sprayer	●	●	●	●	●	—
Aluminium carrying handle	—	—	—	—	●	●
Aluminium telescopic handle	—	—	—	—	●	●
Power cord storage with quick release	—	—	—	—	●	●
Flexible high-pressure hose	●	●	●	●	●	—
Steel reinforced high-pressure hose	—	—	—	—	—	●
Induction motor	—	—	—	—	●	●
Long spray lance	—	—	—	—	●	●
Low force grip	—	—	—	—	●	●
Brass pump	—	—	—	—	—	●
Pressure control	—	—	—	—	—	●
Internal detergent tank	—	—	—	—	—	●
Ceramic coated pistons	—	—	—	—	—	—
Remote pressure control	—	—	●	●	—	—
<b>AVAILABLE ATTACHMENTS</b>						
Angled spray lance	●	●	●	●	●	●
Backflow preventer	●	●	●	●	●	●
Extension hose steel reinforced 10 m	●	●	●	●	●	●
Extension hose textile reinforced 8 m	●	●	●	●	●	—
Foam sprayer FS 300	●	●	●	●	●	—
O-ring kit	●	●	●	●	●	●
Pipe cleaning hose 15 m	●	●	●	●	●	●
Rotating brush kit	●	●	●	●	●	●
Stone and wood cleaner	●	●	●	●	●	●
Suction hose	●	●	●	●	●	●
Surface cleaner SC 300	●	●	●	●	●	—
Surface cleaner SC 400	●	●	●	●	●	●
Vehicle cleaner and wax	●	●	●	●	●	●
Vehicle cleaning kit	●	●	●	●	●	—
Water filter	●	●	●	●	●	●
Water suction nozzle	●	●	●	●	●	—

\*Hand-arm vibration according to ISO 5349-1 with flat jet nozzle.

\*\*Noise emissions in the environment measured as sound power (LWA) in conformity with EC directive 2000/14/EC. The guaranteed sound power level includes variation in production as well as variation from the test code with 1-3 dB(A).





Just put a sensor on any piece of equipment and you'll always know where your machines are, how much they've been used, when they need to be serviced or replaced – and much more. If you use our professional robotic mowers, you don't even need to install a sensor. All this updated information – easily accessible from your phone, tablet or laptop – allows you to save a lot of time and money, to develop your business even further.



### HOW IT WORKS

The system keeps track of your equipment either through the use of machine sensors or – in the case of our professional robotic mowers – built-in connectivity. The equipment data is transmitted via Bluetooth (for Automower® it's via 2G/3G) and can either be collected in the field via the intuitive Husqvarna Fleet Services™ app, or back in storage via the Husqvarna Fleet Services™ Gateway app. The combination of these apps gives you updated data that's automatically uploaded to the cloud-based account where you can access it from any device if you decide not to continue with the service.

Read more at [www.husqvarna.com/uk/services/fleet-services](http://www.husqvarna.com/uk/services/fleet-services)



### REDUCE YOUR CO<sub>2</sub> EMISSIONS

Whether you work for a council or a commercial contractor, reducing CO<sub>2</sub> emissions is an important target. The Carbon Footprint Calculator provides you with the data and insights you need to take action – and of course, to report your progress to your stakeholders.



# COMPLETE FLEET MANAGEMENT, HOW IT MAKES YOUR WORKDAY EASIER

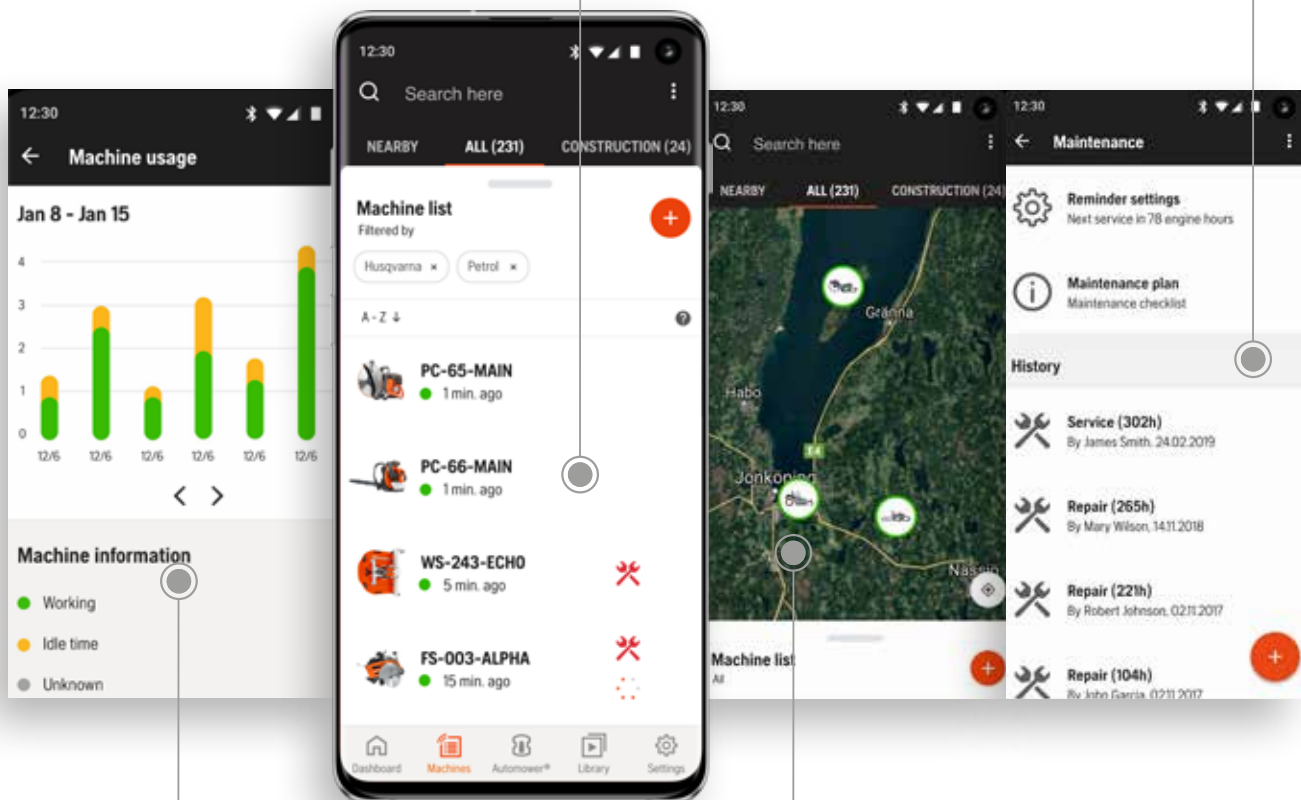
The system keeps track of your equipment through the use of machine sensors. The equipment data is transmitted via Bluetooth and can either be collected in the field via the intuitive Husqvarna Fleet Services™ app, or back in storage via the Husqvarna Fleet Services™ Gateway app. The combination of these apps gives you updated data that's automatically uploaded to the cloud-based account where you can access it from any device

## ALL YOUR EQUIPMENT IN ONE PLACE

Don't rely on paperwork. With Husqvarna Fleet Services™, you just check the inventory list, and you know exactly how many machines you have of each type. Give them unique names, and you can easily tell which is which. You can add sensors to all sorts of equipment, even machines from other manufacturers. By using tags, different machines can be categorised for different purposes. This could include "tagging" machines for different locations or to different teams.

## SERVICE HISTORY AND NOTIFICATIONS

By using Husqvarna Fleet Services™, you always have access to the service history for each piece of equipment, making it much easier to keep track of its status and troubleshoot in case of a breakdown. You can also get service reminders based on actual engine hours or calendar time, to make sure your equipment is always in great shape.



## SEE WHEN AND HOW MUCH YOU'VE USED IT

Since the sensors track the engine hours of every machine, you can easily get an overview with Husqvarna Fleet Services™. You can produce a workday log with detailed information on how many hours they have been used every day.

## TRACK THEM ALL ON THE MAP

Always keep track of where you last had your equipment. As soon as a machine with a sensor is within Bluetooth® distance from the app, its location is registered. So whenever you're looking for a machine, you just check the map to find out if it's in the storage, away for service or out working. The tag feature makes it possible to have grouped machines performing specific tasks within specific pre-set geographic locations.

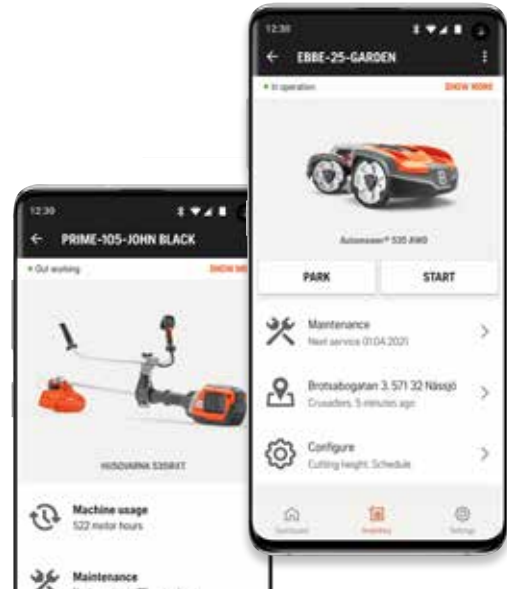




## + INTEGRATED CONNECTIVITY

Selected 500 series battery and ride on machines feature a built-in connectivity module allowing easy connection to Husqvarna Fleet Services™. This allows you to see each machine's last known location, its usage statistics and service history – and much more without the need of a machine sensor. This also facilitates updates of the machine's firmware, so that it's always compatible with the latest functions in Husqvarna Fleet Services™.

All 500 Series robotic mowers are supplied as standard with Husqvarna Fleet Services™. It gives you the possibility to monitor and control multiple numbers of mowers from your smart phone, tablet or laptop. You can overview your mower's status or exact location and adjust various settings. The digital tool also sends notifications and allows you to track the mower's position in case of theft – from anywhere.



## MACHINE SENSOR



The machine sensor allows you to connect all sorts of hand held and wheeled machines. This also includes products from other manufacturers.

Fits to	Order PNC	RRP ex VAT	RRP inc VAT
Machine	584 91 89-05		

## MACHINE SENSOR KEY



Specialist tool designed for opening and closing the machine sensor, for instance to change the battery.

Fits to	Order PNC	RRP ex VAT	RRP inc VAT
Machine sensor	585 47 76-01		

## FIND OUT MORE POSSIBILITIES

For more information on Husqvarna Fleet Services™. Visit [www.husqvarna.com/uk/services/fleet-services](http://www.husqvarna.com/uk/services/fleet-services)







# THE PROFESSIONAL WAY TO MANAGE YOUR ROBOTIC MOWERS

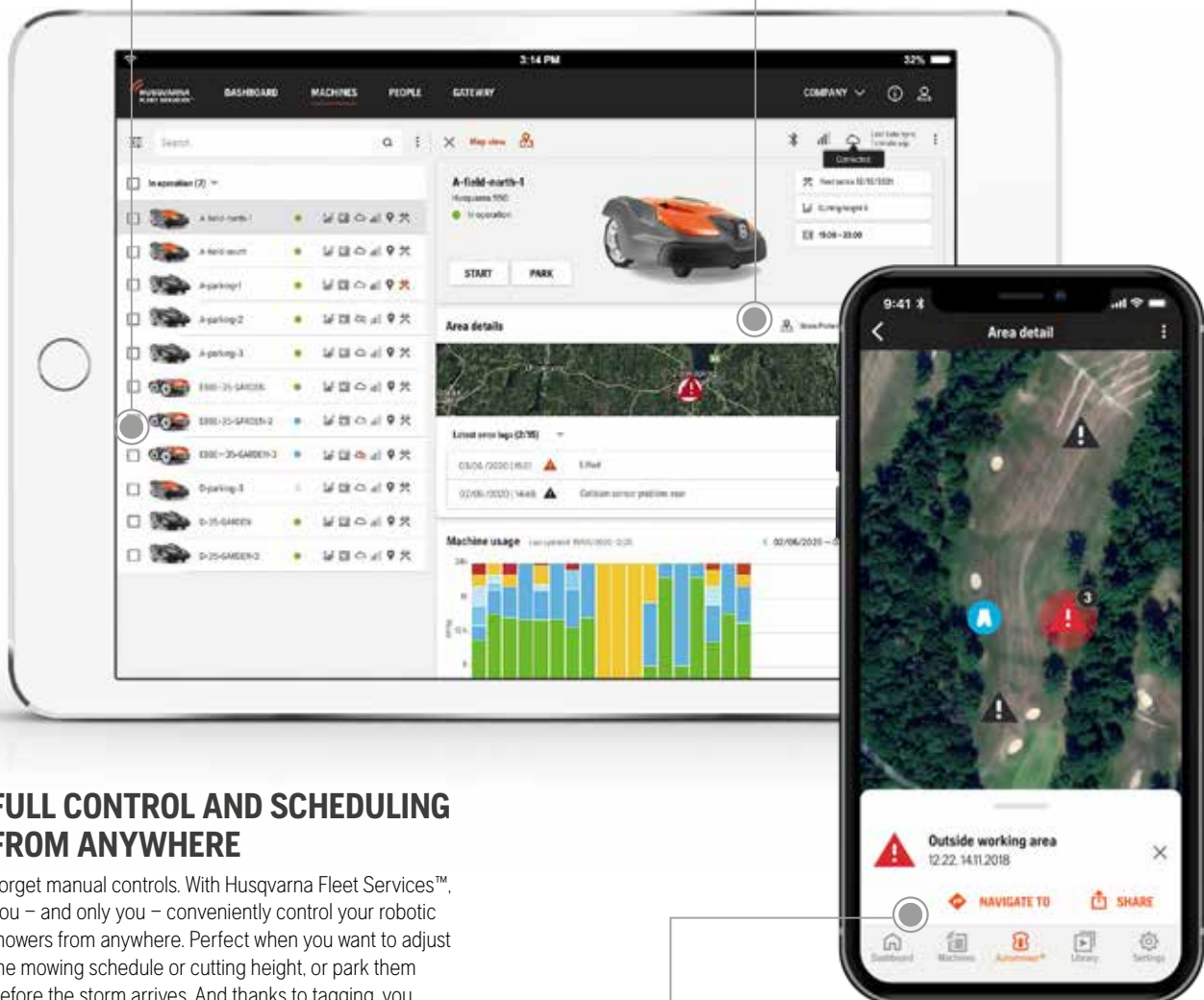
When you invest in our 500 Series robotic mowers, you get access to Husqvarna Fleet Services™ – a digital tool allowing you to easily monitor and control them from your smart phone, tablet or laptop. Just as easy as it should be.

## FILTERS THAT MAKE YOUR MOWERS MORE EFFICIENT

Different mowers can be "tagged" to different teams, or to different locations, and then grouped for easier handling. The different user roles can also be tagged with different levels of control.

## ALWAYS KEEP TRACK OF THEIR EXACT LOCATIONS

Want an overview of all your robotic mowers? Just check the map view. Thanks to the built-in GPS, you always know the exact location and status of every robotic mower. Use tags to issue commands to all mowers in specific areas for even easier fleet handling.



## FULL CONTROL AND SCHEDULING FROM ANYWHERE

Forget manual controls. With Husqvarna Fleet Services™, you – and only you – conveniently control your robotic mowers from anywhere. Perfect when you want to adjust the mowing schedule or cutting height, or park them before the storm arrives. And thanks to tagging, you can exert exact control over all your mowers, grouping them and issuing batch commands, directly from your smartphone app.

### + ALL YOUR EQUIPMENT IN ONE PLACE

If you want to, you can also connect the rest of your equipment to the system by using Husqvarna Fleet Services™ sensors. [Learn more at www.husqvarna.com/uk/services/fleet-services](http://www.husqvarna.com/uk/services/fleet-services)

## OPERATIONAL INSIGHTS

Should anything happen, such as an unexpected standstill for one mower, you'll immediately receive a notification to your phone. Information about where problems occur and how often give you valuable insights to continuously adjust and improve the installation, which ensure a smooth and efficient operation. Through the Automower® Machine usage tab, you can review daily user data for more insights. The information is summarised in an easy and accessible way, helping you make your fleet usage more efficient and productive.





# DO THE DAILY CHECKS YOURSELF, LEAVE THE REST TO OUR EXPERTS

With over 300 Authorised Husqvarna dealers in the UK, you're never far from professional service and support using only Genuine Husqvarna spare parts, fuels and lubricants. Our dealers are the experts in keeping your machines running safe, smooth and strong.

For more information visit [www.husqvarna.com/uk/support](http://www.husqvarna.com/uk/support)



## GET SERVICE NOTIFICATIONS FROM YOUR CONNECTED HUSQVARNA PRODUCTS

With the Husqvarna Connect app, you can get notifications to your smartphone when your connected products need a service. You can find the nearest Authorised Husqvarna dealer, make the call and even bookmark your favourite dealer directly in the app.

For more details see page 5 or visit [www.husqvarna.com/uk](http://www.husqvarna.com/uk)





# PROFESSIONAL SUPPORT FOR PROFESSIONAL DEMANDS

Your Authorised Husqvarna dealer can advise you on machinery and services to suit your needs. They can also supply you with Genuine Husqvarna spare parts, lubricants and accessories as well as adequate service and repair to keep your Husqvarna equipment ready for your next job. Our dedicated dealers provide professional services for your machines, to safeguard optimal performance and reliability. The Authorised Husqvarna dealer network consists of 25,000 locations worldwide, so we're never far away. See our interactive dealer locator on [www.husqvarna.com/uk/dealer-locator](http://www.husqvarna.com/uk/dealer-locator).

## KEEP YOUR MACHINES IN ORIGINAL SHAPE WITH GENUINE HUSQVARNA SPARE PARTS

Our product development always starts with you, the user, in focus, to make your work less strenuous and more efficient. This is also why every single part in a Husqvarna machine is rigorously tested to ensure it interacts optimally with all the other parts. This interaction produces the reliability and characteristics you have the right to expect from a Husqvarna, while proper servicing and using the right parts mean your equipment performs safely, reliably and economically in the long run. Genuine Husqvarna spare parts allow you to get the most out of your Husqvarna.



## ENJOY OUR OFF-SEASON SERVICE OFFERS

It's wise to let your Authorised Husqvarna dealer do the service in the off-season period when your garden rests from growing and you can spare your equipment for a while. Look out for the off-season service offers and local pick-up/delivery services offered by your Authorised Husqvarna dealer. Don't forget to ask your dealer to register your product at your dealership to ensure special offers and information.

## MINIMISE YOUR DOWNTIME WITH PREVENTIVE MAINTENANCE AND REPAIR

At our dealers, all servicing is done by authorised technicians. They are all specialists trained in the machines you are using. Many workshops have fixed prices for all forms of service - look out for our Service Menus at your local dealer. For each machine there is a detailed service plan, which is divided into a number of time intervals and presented to you in our Service Checklists. By maintaining your machines regularly and servicing them at the recommended times, you ensure the machines are performing optimally. You also minimise the risk of unexpected downtime. And, just as importantly, the machine will last longer.



### + ADD PERFORMANCE WITH HUSQVARNA ACCESSORIES



Why let poor equipment get in your way? Husqvarna accessories allow you to keep working – and delivering great results. By choosing Husqvarna accessories and lubricants from our extensive product range, you are guaranteed the same high quality throughout the lifespan of the product.

### + HUSQVARNA WARRANTY AND SERVICE

**Consumer Use** - Products and Accessories. Husqvarna provides a 24 month warranty for consumer use provided that the following conditions are met: Sale of Husqvarna products must be registered through intended applications in the Husqvarna Reseller Portal, or to its connected services. The Husqvarna Product must have a proven service history in accordance with the product operator handbook/manual (where service instructions are provided).



**Professional Use** - Products and Accessories. Husqvarna provides a 12 month warranty for professional use provided that the following conditions are met: Sale of Husqvarna products must be registered through intended applications in the Husqvarna Reseller Portal, or to its connected services. The Husqvarna Product must have a proven service history in accordance with the product operator handbook/manual (where service instructions are provided).

Note! Battery warranty is handled separately, see your Husqvarna dealer for details

**NEW** Professional users now also have the option to purchase Husqvarna UpCare extended warranty and/or service plans.





# EXPECT MAXIMUM PROTECTION – NO MATTER THE PERFORMANCE LEVEL



**TECHNICAL EXTREME**



**TECHNICAL**



## LAYERED PROTECTION

Our advanced protective material comprises fewer layers. This makes it lighter, without compromising protection levels. The material and layering design consists of long fibres that can become tangled in the chain.



## CONFIDENT SAFETY WITH REGULAR TESTING

Protective clothing for forestry work must carry CE marking. The additional EuroTest mark shows that randomly selected samples are regularly re-inspected by an accredited institute.



Good protective equipment must withstand demanding conditions and provide the required protection. That's why we use nothing but high-quality materials. Each job comes with different requirements. Our range of protective clothing takes into consideration every type of work.

In fact, our extensive range of safety clothing, offering the latest innovations in design and materials, will provide you with the level of protection and comfort you need to get the job done.



**FUNCTIONAL**



**CLASSIC**



husqvarna.com/  
personal-protective-equipment

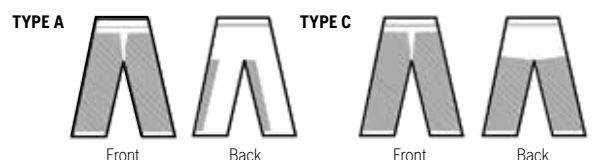


**GRADED PROTECTION CLASS**

All personal protection is ranked based on its ability to stop the chain at different speeds: Class 0 (16m/s), Class 1 (20m/s), Class 2 (24m/s) and Class 3 (28m/s). Tested and approved in accordance with European (CE) and International (ISO) standards.



**TROUSER CUT PROTECTION AREAS**



The shaded areas show the location of protective material.





# MATERIALS CHOSEN FOR YOUR NEEDS

OCCASIONAL USE



### WORKWEAR TWILL

The woven twill fabric has a reliable performance in workwear. It is resistant to tearing, stretching and stains, which gives it a high sturdiness. Available in our Classic range. 270 G/M<sup>2</sup>. 65% POLYESTER / 35% COTTON.



### WORKWEAR SHINE TWILL

The woven twill fabric has a reliable performance in workwear. It is resistant to tearing, stretching and stains, which gives it a high sturdiness. The shiny yarn in the fabric creates an appealing appearance. Available in our Classic range. 240 G/M<sup>2</sup>. 70% POLYESTER / 30% COTTON.

PART-TIME USE



### MICRO POLYESTER

Our Micro Polyester is a plain woven fabric with a soft touch. It is resistant to tearing, stretching and stains. Available in our Functional range. 190 G/M<sup>2</sup>. 100% POLYESTER.



### CORDURA® HEAVY

Cordura® means durability without compromise. The fabric delivers high functionality and exceptional comfort. Our Cordura® Heavy is used on the most exposed areas of the garments — around ankles and wrists for example. The fabric has a Teflon® finish which helps repel water, oil and stains. Available in our Functional and Technical ranges. 220 G/M<sup>2</sup>. 100% CORDURA®.



### CORDURA® LIGHT

Cordura® means durability without compromise. The fabric delivers high functionality and exceptional comfort in a lightweight fabric. Available in our Functional range. 175 G/M<sup>2</sup>. 100% CORDURA® POLYAMIDE.

FULL-TIME USE



### COMFORTABLE STRETCH

A 4-way stretch fabric that stretches in all directions, length-ways and across. The breathable fabric therefore gives you high movability in areas where it is needed, and provides comfortable movement. Available in our Technical range. 235 G/M<sup>2</sup>. 92% POLYESTER / 8% LYCRA®.



### ARAMIDE MÉLANGE

A fibre composition combining abrasion resistant Kevlar® fibres and hardwearing Cordura® fibres, making our Aramide mélange a tough fabric used for reinforcements on exposed areas. Available in our Technical range. 240 G/M<sup>2</sup>. 45% CORDURA® / 30% POLYAMID / 25% KEVLAR® ARAMIDE.

FULL-TIME USE



### CORDURA® REFLEX

Cordura® means durability without compromise. The fabric delivers the wear and tear resistance needed on the most exposed areas. The reflective yarn in the fabric gives high visibility in dark and dim conditions. Available in our Technical Extreme range. 335G/M<sup>2</sup>. 100% POLYAMIDE.



### CORDURA® CHECKERED

The fabric delivers the wear and tear resistance needed on the most exposed areas. Coated on the back for improved water resistance. Available in our Technical Extreme range. 225 G/M<sup>2</sup>. 100% POLYAMIDE.



### LIGHT WEIGHT STRETCH

Our light 4-way stretch fabric stretches in all directions, length-ways and across. The breathable fabric therefore gives you high movability in areas where it is needed, and provides maximum comfort. Available in our Technical Extreme range. 190 G/M<sup>2</sup>. 88% POLYESTER (14% POLYESTER COOLMAX®) / 12% ELASTANE (LYCRA®).



### FEATHER STRETCH

Our lightest fabric with 2-way stretch is used for areas in need of a great movability. The fabric gives freedom of movement and high comfort. Available in our Technical Extreme range. 185 G/M<sup>2</sup>. 66% POLYESTER / 34% ELASTANE.





# FIND YOUR SIZE

## FOREST JACKETS / STANDARD SIZES

SIZES		S	M	L	XL	XXL	XXXL
Male	Chest (inches)	36-38"	40-42"	44-46"	48-50"	52-54"	54-56"

SIZES		XS	S	M
Female	Chest (inches)	31-34"	34-36"	36-39"

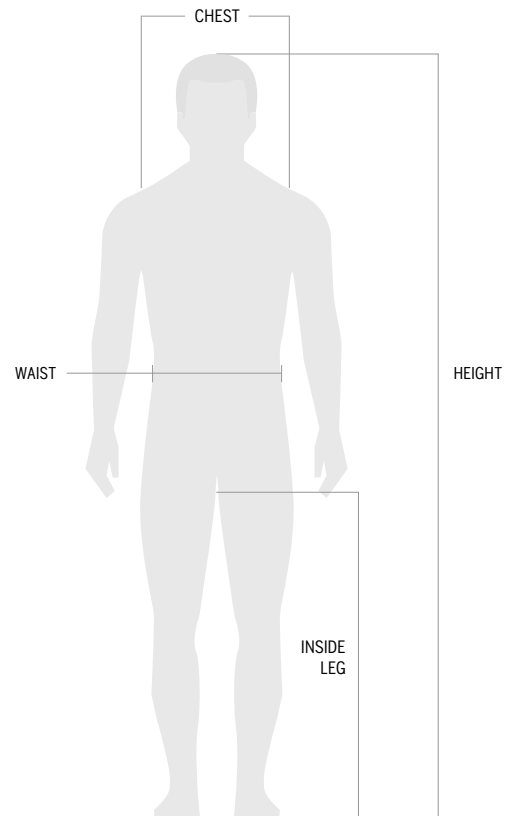
## PROTECTIVE TROUSERS

SIZES	44	46/48	50/52	54/56	56/60	62
MODEL	XS	S	M	L	XL	XXL
Height (cm)	170-176	170-176	176-182	176-182	182-188	188
Waist (inches)	31"	32-34"	35-36"	37-38"	39-40"	42"
Inside leg (inches)	31"	31.5"	32"	32.5"	33"	33"

SHORT LEG	S-7cm	M-7cm	L-7cm	XL-7cm
Height (cm)	165-171	171-177	177-177	177-183
Waist (inches)	32"	35"	37"	39"
Inside leg (inches)	26.5"	27"	27.5"	27.5"

LONG LEG	S+7cm	M+7cm	L+7cm	XL+7cm
Height (cm)	175-181	181-187	181-187	187-193
Waist (inches)	32"	35"	37"	39"
Inside leg (inches)	34"	34.5"	35"	35.5"

Note: All measurements are body measurements, except the inner leg, which is a garment measurement. If a base layer is to be worn under the garment, it should also be worn when measuring. Chest: measured around the widest part of the chest. Height: from top to toe. Waist: measured around the waist. Inside leg: measured from crotch to desired length.



# KEEP YOUR SAFETY CLOTHING SAFE

## WASHING GUIDE

Your protective clothes are regularly exposed to sweat and oil. These substances can reach the protective layer, reducing its functionality. This is why you need to wash your clothes regularly and in accordance with their labelling. If your clothes get heavily soiled, you should wash them as soon as possible after use.



Wash the garment regularly in accordance with the instructions on the inside labelling.



Machine wash. For temperature, see inside labelling.



After washing, the garment should be stretched prior to drying. Air dry slowly.



Do not wash your protective clothes inside out. Also, do not bleach, dry clean, or tumble dry. Iron with low heat.



Clean the garment immediately if it has been subjected to petrol, oil, grease or other flammable materials. Fire hazard!



Keep the garment away from sharp objects, acids, oils, solvents, fuels and animal droppings.

## REPAIR GUIDE

In addition to washing and cleaning your protective wear, you also need to check for heavily worn areas, damages and tears in the fabric. The protective functions may be seriously reduced if repairs are not carried out properly. Use the guide below for reference, and always consult your dealer if in doubt.



If a repair to the outer material is being made, do not sew into the protective material as this can reduce its protective qualities.



Damaged outer material must be repaired immediately in order to prevent the protective material becoming damaged.



The garment should be scrapped and not used again if the protective material has been: damaged, incorrectly washed, or altered from its original shape.



Adhesive must not be used when carrying out repairs as it may affect the protective material and reduce its protective qualities.



This product is no substitute for the operation of a chainsaw and does not provide total protection.

Cut-retardant apparel and materials are subject to a certain degree of aging. In professional logging, the maximum period of usage is considered to be about 12 months. In non-professional or occasional use, up to 5 years is considered acceptable.





## CLASSIC – OCCASIONAL USE

REGULAR FIT



### PROTECTING THE PROTECTION

The saw protection pad is completely covered, so saw dust doesn't compromise the performance of the fibre layers.



### REINFORCED FOR DURABILITY

The lower part of the protection pad on the inside of the trousers is reinforced to protect the saw protection from wear and ensures high durability.



### KEEP COOL

The jacket has a full-length front zip and an open yoke at the back. The ventilation zips at the back of the legs let you adjust the airflow.



### ZIPPED POCKETS

For easy access to your belongings, the jacket comes with two zipped front pockets as well as a chest pocket.

## PROTECTIVE PERFORMANCE CLOTHING BY HUSQVARNA

The Husqvarna Classic range is intended for occasional use and is designed with the domestic user in mind at an affordable cost. It offers the highest quality and reliability you expect from Husqvarna.

Ideal for lighter tasks such as:

- Cutting firewood
- Felling smaller trees
- General property maintenance
- Pruning
- Carpentry work







**CLASSIC FOREST JACKET**



**Size (chest)**  
**46 for 36-38"**  
**50 for 40-42"**  
**54 for 44-46"**  
**58 for 48-50"**  
**62 for 52-54"**

Made from high-quality polyester/cotton twill with hi-viz orange panels and reflective logos. Cuff buttons allow a tighter fit when operating a chainsaw in cooler weather.

Order PNC	RRP ex VAT	RRP inc VAT
582 33 51-XX		

**CLASSIC FOREST HIGH VIZ JACKET**



**Size (chest)**  
**46 for 36-38"**  
**50 for 40-42"**  
**54 for 44-46"**  
**58 for 48-50"**  
**62 for 52-54"**  
**66 for 54-56"**

Comfortable design made from high-quality polyester/cotton twill. The visibility is tested to EN ISO 20471 Class 3 (the highest standard), making it fully approved for use at the roadside as well as in the forest.

Order PNC	RRP ex VAT	RRP inc VAT
596 30 46-XX		

**CLASSIC PROTECTIVE TROUSERS 20A**



**Size (waist)**  
**44 for 31" 54 for 37"**  
**46 for 32" 56 for 38"**  
**48 for 34" 58 for 39"**  
**50 for 35" 60 for 40"**  
**52 for 36" 62 for 42"**

Made from tough polyester/cotton twill in a regular fit. The saw protection pad is reinforced on the lower inside to withstand wear and tear from boots. With ruler pockets, zipped front pockets and Husqvarna logo on lower back leg.

**TYPE A, CLASS 1**



Item	Order PNC	RRP ex VAT	RRP inc VAT
Waist Trousers	595 00 14-XX	£83.33	<b>£99.99</b>

**CLASSIC PROTECTIVE CHAPS 20A**



**One size**

Quick and easy to pull on and off, these chaps provide occasional chainsaw users with reliable protection and convenience. With full length zip fastenings at back and waist belt with adjustable height and waist. The saw protection pad is reinforced inside.

**TYPE A, CLASS 1**



Order PNC	RRP ex VAT	RRP inc VAT
529 51 98-01	£91.66	<b>£109.99</b>

**ACTIVE CLEANING DETERGENT**



Phosphate free and biodegradable. For clothing and is also effective for cleaning chains, garden machines, air filters and more.

Item	Order PNC
1 Litre	583 87 69-01
RRP ex VAT	RRP inc VAT

**BRACES**



Extra wide with adjustable length.

Item	Order PNC
With Leather Straps	505 61 85-10
With Metal Clips	505 61 85-00
RRP ex VAT	RRP inc VAT





## FUNCTIONAL – PART-TIME USE

REGULAR FIT



### REINFORCED FOR DURABILITY

The lower part of the protection pad on the inside of the trousers is reinforced to protect the saw protection from wear and ensure high durability.



### ADJUST FOR PERFECT FIT

The elastic drawstring with a cord lock at the waist allows you to easily tighten or loosen the jacket for improved fit.



### WELL VENTILATED

Openings at the yoke make for good ventilation. Zips under the arms and at the back of the legs let you adjust the airflow to your liking.

## PROTECTIVE CLOTHING MADE FOR FUNCTIONAL PERFORMANCE

The Husqvarna Functional range is intended for frequent use in more demanding conditions. Tough, resistant fabrics, effective ventilations and smart design features help you handle any task at hand.

**Ideal for applications including:**

- Farm and estate maintenance
- Heavy duty firewood cutting
- Agriculture



### REINFORCED FOR TOUGH USE

The elbows, wrists and the front of the trousers are made of Cordura®, and the lower part of the trousers has been reinforced to withstand tough use.





**FUNCTIONAL FOREST JACKET**



**Size (chest)**  
**46 for 36-38"**  
**50 for 40-42"**  
**54 for 44-46"**  
**58 for 48-50"**  
**62 for 52-54"**

Made from high-quality 100% micro polyester, with Cordura® reinforcement around the wrists with snap button adjustment. Elastic string at the waist and bottom ensures perfect fit. Ventilation zips and reflex bands help you stay comfortable and safe.

Order PNC	RRP ex VAT	RRP inc VAT
582 33 14-XX		

**FUNCTIONAL PROTECTIVE TROUSERS 20A**



**Size (waist)**  
**46 for 32"** **56 for 38"**  
**48 for 34"** **58 for 39"**  
**50 for 35"** **60 for 40"**  
**52 for 36"** **62 for 42"**  
**54 for 37"**

High-quality fastenings provide good fit, while ventilation zippers, ruler pocket, reflex tapes and extra Cordura® reinforced knees and ankles ensure safety, productivity and comfort. With Husqvarna logo on the back lower leg. Fulfils EN 381 Class 1 (20m/s).

**TYPE A, CLASS 1**

Item	Order PNC	RRP ex VAT	RRP inc VAT
Waist Trousers	595 00 08-XX		
Carpenter Trousers	596 30 45-XX		

**FUNCTIONAL PROTECTIVE TROUSERS 24A**



**Size (waist)**  
**46 for 32"**  
**50 for 35"**  
**54 for 37"**  
**58 for 39"**  
**62 for 42"**

With saw protection in Class 2, (24m/s). High-quality fastenings provide good fit, while ventilation zippers, ruler pocket, reflex tapes and extra Cordura® reinforced knees and ankles ensure safety, productivity and comfort. With Husqvarna logo on the back lower leg.

**TYPE A, CLASS 2**

Order PNC	RRP ex VAT	RRP inc VAT
595 00 10-XX		

**FUNCTIONAL PROTECTIVE CHAPS**

**NEW**



Comfortable protective chaps designed for occasional chainsaw work in all weather conditions. Easy to put on and wear over your work trousers. The fit of the waist and legs can be easily adjusted with straps and buckles, and hook-and-loop fastening on the calves. Cordura® reinforcements on knees and ankles add more durability.

**TYPE A, CLASS 1**

Order PNC	RRP ex VAT	RRP inc VAT
Small 529 88 00-001		
Medium 529 88 00-002		
Large 529 88 00-003		

**FUNCTIONAL PROTECTIVE KIT**

**NEW**



Kit containing the basic protective equipment that is needed when using a chainsaw. Includes Functional Protective Chaps (size medium) with Type A, Class 1 protection, Functional Gloves and Classic Forest Helmet.

Order PNC	RRP ex VAT	RRP inc VAT
529 52 01-01		





## TECHNICAL – FULL-TIME USE



**TIGHT FIT**

COMFORT-ABLE STRETCH

ARAMIDE MELANGE

CORDURA® HEAVY

COMFORT-ABLE STRETCH

ARAMIDE MELANGE

CORDURA® HEAVY



### PRE-BENT KNEES

The knees are pre-bent and have been tailored to offer maximum mobility without compromising safety.



### ADJUST FOR PERFECT FIT

The clothes come with elastic drawstrings at the waist and at the lower bottom of the jacket, allowing you to adjust your gear for a perfect fit.



### STRETCH FOR COMFORT

Where needed, the clothes are made of stretch fabric, allowing you to move freely, safely and comfortably.



### WELL VENTILATED

Openings at the yoke and the lower back make for good ventilation. Zips under the arms and at the back of the legs let you adjust the airflow to your liking.



### REINFORCED WHERE YOU NEED IT

The knees, elbows, ankles and wrists have been reinforced to withstand tough use and make your clothes last longer.



### EASY-ACCESS POCKETS

The jacket has two pockets on the chest and a dedicated first-aid pocket. The trousers feature two front pockets, two back pockets, a leg pocket and a double ruler pocket.

## PROTECTIVE CLOTHING MADE FOR PROFESSIONAL PERFORMANCE

The Husqvarna Technical range is designed and built to perform all day every day for professional users. Task-optimised design meets modern styling, while tough, light stretch fabrics, reinforced panels and pre-bent knees and elbows offer high resistance, durability and performance.

### Ideal for applications including:

- Forestry
- Logging
- Horticulture
- Arboriculture





**TECHNICAL FOREST JACKET**



**Size (chest)**  
**54 for 44-46"**  
**46 for 36-38"**    **58 for 48-50"**  
**50 for 40-42"**    **62 for 52-54"**

Tough yet lightweight four-way stretch polyester with pre-bent sleeves ensures comfortable movement and reduced effort. Ventilation openings on the yoke and lower back, padded chest pocket and zip sleeve adjustment. With Aramide and Cordura® reinforcements.

Order PNC	RRP ex VAT	RRP inc VAT
582 33 21-XX		

**TECHNICAL ARBOR 20 JACKET**



**Size (chest)**  
**54 for 44-46"**  
**46 for 36-38"**    **58 for 48-50"**  
**50 for 40-42"**

With EN381 Class 1 (20m/s) cut protection. A crafted fit made from two-way stretch polyester with Aramide and Cordura® reinforcements. Enforcements from elbow to wrist. Velcro® adjustments at the end of the sleeves and elastic string at the waist and bottom gives all-day durable performance.

Order PNC	RRP ex VAT	RRP inc VAT
594 99 88-XX		

**TECHNICAL VENT JACKET**



**Size (chest)**  
**54 for 44-46"**  
**46 for 36-38"**    **58 for 48-50"**  
**50 for 40-42"**    **62 for 52-54"**

Designed for forest work in warmer conditions, the jacket is made from 100% knitted polyester under the arms and features pre-bent sleeves and a tight fit for working in the forest. With thin elastic bands around the waist and wrists.

Order PNC	RRP ex VAT	RRP inc VAT
582 33 43-XX		

**TECHNICAL HIGH VIZ JACKET**



**Size (chest)**  
**54 for 44-46"**  
**46 for 36-38"**    **58 for 48-50"**  
**50 for 40-42"**    **62 for 52-54"**

Tough, yet lightweight make this jacket ideal for everyday work in environments where visibility matters. Conforming to EN ISO20471 Class 3, it's made from lightweight stretch polyester, two-way ways on the front and four-ways on the back, with crafted fit.

Order PNC	RRP ex VAT	RRP inc VAT
596 30 37-XX		

**TECHNICAL PROTECTIVE TROUSERS 20A**

**Long**  
 (+ 7cm leg)  
**Short**  
 (- 7cm leg)



**Size (waist)**  
**45 for 32" S**    **54 for 37"**  
**46 for 32"**    **55 for 37" L**  
**47 for 32" L**    **57 for 39" S**  
**49 for 35" S**    **58 for 39"**  
**50 for 35"**    **59 for 39" L**  
**51 for 35" L**    **61 for 42" S**  
**53 for 37" S**    **62 for 42"**

With Aramide and Cordura® reinforcements in critical areas. Lightweight, stretch fabrics with pre-bent knees and ventilated back pockets with zips in a tight fit. **TYPE A, CLASS 1**



NEW SHORTER LEG AVAILABLE

Order PNC	RRP ex VAT	RRP inc VAT
594 99 90-XX		

**TECHNICAL PROTECTIVE TROUSERS HI-VIZ 20A**



**Size (waist)**  
**46 for 32"**    **58 for 39"**  
**50 for 35"**    **62 for 42"**  
**54 for 37"**

For work along the roads or where you need more visibility. 4-way stretch where needed allows you to move freely, safely and comfortably. The pre-bent legs offer maximum mobility, the reflective straps high visibility and increased safety, whereas the reinforced knees and legs provide durability during tough use. Approved according to EN 381 class 1 (20m/s) and EN ISO 20471 class 2.



**TYPE A, CLASS 1**

Order PNC	RRP ex VAT	RRP inc VAT
595 08 72-XX		

**TECHNICAL PROTECTIVE TROUSERS 20C**



**Size (waist)**  
**46 for 32"**    **58 for 39"**  
**50 for 35"**    **62 for 42"**  
**54 for 37"**

Type C trousers in grey colour way design. Lightweight with extended back, ventilated back pockets with Cordura® and Aramide reinforcements and a reinforced crotch. With Husqvarna logo on lower back leg. Fulfills EN 381 Class 1 (20m/s).

**TYPE C, CLASS 1**



Order PNC	RRP ex VAT	RRP inc VAT
595 00 07-XX		

**TECHNICAL ROBUST TROUSERS 20A**



**Size (waist)**  
**46 for 32"**    **58 for 39"**  
**50 for 35"**    **62 for 42"**  
**54 for 37"**

Dyneema® fabric on the front and reinforcements on crotch in Aramide stretch and Cordura® around ankles. Tick protection around ankles and stretch fabric on trouser back ensures comfort and productivity. Fulfills EN 381 Class 1 (20m/s).

**TYPE A, CLASS 1**



Order PNC	RRP ex VAT	RRP inc VAT
594 99 86-XX		





# TECHNICAL EXTREME – FULL-TIME USE



**SLIM FIT**

## PROTECTIVE CLOTHING MADE FOR MAXIMUM PERFORMANCE

Husqvarna Technical Extreme is our ultimate range of protective clothing. Designed for full-time intensive use in the most demanding conditions. The Technical Extreme range has been developed solely to maximise your performance offering lightweight comfort, breathability and protection. With pre-bent knees, sleeves and a slim fit in durable stretch fabrics, the garments' smart, trade specific design enables maximum performance all day, every day.

**Ideal for applications including:**

- Professional forestry
- Logging
- Arboriculture



### ADJUST FOR PERFECT FIT

The clothing comes with hook and loop wrist and ankle strap as well as elastic drawstrings at the waist and at the lower bottom of the jacket, allowing you to adjust your gear for a perfect fit.



### KEEP YOUR TROUSERS IN PLACE

Attach the boot hook on the inside of the cuff to your laces, to keep them tightly secured.



### BRACES INCLUDED

The trousers come with quality braces, so they stay safely and comfortably in place all day.



### WELL VENTILATED

Openings at the yoke and the lower back make for good ventilation. Zips under the arms and at the back of the legs let you adjust the airflow to your liking.



### EASY-ACCESS POCKETS

The jacket has two pockets on the chest, one on the sleeve, and a dedicated first-aid pocket. The trousers feature two front pockets, two back pockets, a leg pocket and a double ruler pocket.



### POCKETS FOR YOUR MOBILE PHONE

The chest pockets have a padded lining for your mobile phone, keeping it well protected and within easy reach at all times.





**TECHNICAL EXTREME FOREST JACKET**



NEW FEMALE SIZES AVAILABLE

**Size Male (chest)**  
 46 for 36-38"  
 50 for 40-42"  
 54 for 44-46"  
 58 for 48-50"  
 62 for 52-54"

**Size Female**  
 42 for 31-34"  
 46 for 34-36"  
 50 for 36-39"

Lightweight, breathable fabrics with pre-bent elbows and padded chest pocket, zipped sleeve pocket and Velcro® adjustable cuffs. The Technical Extreme Forest Jacket features high visibility fabrics and reflex bands in a slim fit. Available in both male and female sizes.

	Order PNC	RRP ex VAT	RRP inc VAT
Male	582 33 10-XX		
Female	582 34 07-XX		

**TECHNICAL EXTREME PROTECTIVE TROUSERS 20A**



**Size (waist)**  
 42 for 30" 62 for 42"  
 46 for 32"  
 50 for 35"  
 54 for 37"  
 58 for 39"

Slim fit with lightweight stretch and Cordura® reinforcement in critical areas. With Tech-Knee and ventilation openings which provide protection and durability. With an adjustable waist, reflex tapes and Husqvarna logo on lower back leg. Fulfils EN 381 Class 1 (20m/s).

**TYPE A, CLASS 1**

	Order PNC	RRP ex VAT	RRP inc VAT
	594 99 68-XX		

**TECHNICAL EXTREME PROTECTIVE ARBOR TROUSERS 20A**



**Size (waist)**  
 42 for 30" 54 for 37"  
 46 for 32" 58 for 39"  
 50 for 35" 62 for 42"

Designed for the challenges of climbing and working in trees, the Technical Extreme Arbor trouser offers a combination of safety, agility and function. With strong and light Dyneema®, Cordura® and Kevlar® reinforcements it is made to withstand wear in areas most needed. The design combines the key features of the Technical Extreme range with features adapted to the needs of arborists to fit with climbing gear. Size S-XL.

**EN381 TYPE A, CLASS 1**

	Order PNC	RRP ex VAT	RRP inc VAT
	595 21 77-XX		



**EXTENDED LEG**

An extra three centimetres has been added to make sure the trouser stays over the boot when climbing, for protection and comfort.



**EASY ACCESS POCKETS**

Side pockets with reversed zips for easy access when wearing harness, and double thigh pockets with loops for storage.



**! TECH-KNEE TECHNOLOGY. EXCEPTIONAL PROTECTION AND MOBILITY**

**ADDED PROTECTIVE LAYERS**

The Tech-Knee provides excellent saw protection, thanks to the additional fibre layers. This improves safety, especially in situations where the trousers fit tight to the knee.

**WATER REPELLENT**

The knee has a water-resistant inner lining and an outer layer made of water-repellent fabric, keeping water and moisture from penetrating the saw protection layers. This means you can work comfortably in wet conditions for a longer time.

**PRE-BENT FABRIC**

The complete knee, including the waterproof layers and saw protection fabric, has been pre-bent to ensure a perfect fit in all working positions.





## TECHNICAL FOR BRUSHCUTTING



### SPECIALLY DESIGNED FOR CLEARING AND GARDEN WORK

Wearing a harness while working long hours with a brushcutter puts specific demands on the clothes to be comfortable and functional. Our brushcutter and trimmer clothing offers practical details in the right places, like padded shoulders and hips and ventilation zips for durable protection whilst you work.

**Ideal for applications including:**

- **Trimming / brushcutting / hedge trimming**
- **Grounds maintenance**
- **Non chainsaw applications**

### TECHNICAL BRUSHCUTTING/TRIMMING JACKET



**Size (chest)**

**NEW 42 for 32-34"**  
**46 for 36-38"**   **58 for 48-50"**  
**50 for 40-42"**   **62 for 52-54"**  
**54 for 44-46"**

Designed for working long hours with a harness. Place for extra padding to relieve the shoulders. Easy to reach pockets.

Ventilation zippers on the front under the arms and a yoke in the back keep the temperature at a comfortable level. The 4-way stretch fabric on the back together with a new arm construction and ergonomically pre-bent arms offers high movability.

High visibility version available, approved according to EN ISO 20471 Class 3.

Order PNC	RRP ex VAT	RRP inc VAT
597 66 02-XX		
(High visibility) 597 24 59-XX		

### TECHNICAL BRUSHCUTTING/TRIMMING TROUSERS



**Size (waist)**

**NEW 42 for 31"**   **54 for 37"**  
**46 for 32"**   **56 for 38"**  
**48 for 34"**   **58 for 39"**  
**50 for 35"**   **60 for 40"**  
**52 for 36"**

Designed for working long hours with a brushcutter or trimmer. Place for extra padding to relieve the hip. Water repellent material on the front and side of the legs. Reinforcement on exposed areas increases durability and lifespan. Ventilation zippers placed on the back at the legs help to keep the temperature on a comfortable level. The ergonomically pre-bent knees offer high movability.

High visibility version available, approved according to EN ISO 20471 Class 2.

Order PNC	RRP ex VAT	RRP inc VAT
597 66 06-XX		
(High visibility) 597 24 62-XX		

#### EXTRA REINFORCEMENT

Shoulder and hip reinforcement for increased durability when using a harness all day.



#### WELL-VENTILATED

Ventilation zips under the arms and on the back of the trouser legs for a comfortable temperature.



#### PRE-BENT

Trouser knees with Cordura® reinforcements for durability. A water repellent material in front and on the sides of the legs with padded protection.







**TECHNICAL RAIN VENT JACKET**

**NEW FEMALE SIZES AVAILABLE**



**Size**  
**42 for X Small**  
**46 for Small**  
**50 for Medium**  
**54 for Large**  
**58 for X Large**  
**62 for XX Large**

High-quality rain jacket with reinforced exposed areas. Water-repellent yet breathable thanks to laminate and taped seams. Made from durable polyester with mechanical stretch. Detachable hood, adjustable waist, pockets feature waterproof zip. EN ISO20471 Class 3 & EN343.

Order PNC	RRP ex VAT	RRP inc VAT
597 77 26-XX (mens)		
536 93 02-XX (womens)		

**FUNCTIONAL RAIN JACKET HI-VIZ**



**Size**  
**42 for X Small**  
**46 for Small**  
**50 for Medium**  
**54 for Large**  
**58 for X Large**

Polyester knitting, durable one-sided PU coating with welded seams. Enables airflow in the jacket for long working hours. EN ISO 20471 Class 3 EN343.

Order PNC	RRP ex VAT	RRP inc VAT
597 66 28-XX		

**FUNCTIONAL RAIN BACK PROTECTOR - ONE SIZE**



Back Protector made from a polyester knitting with a durable one-sided PU coating with welded seams. Designed for working positions while operating with a chainsaw. EN343. One size.

Order PNC	RRP ex VAT	RRP inc VAT
597 66 32-10		

**TECHNICAL RAIN VENT TROUSERS**



**Size**  
**42 for X Small**  
**46 for Small**  
**50 for Medium**  
**54 for Large**  
**58 for X Large**  
**62 for XX Large**

High-quality rain trousers, durable laminated polyester fabric with mechanical stretch, taped seams, reinforcement fabric over the areas from above the knee and lower inside leg. Elastic hem at back with hook and loop attachments on the sides for easy adjustment and perfect fit. EN343.

Order PNC	RRP ex VAT	RRP inc VAT
597 66 27-XX		

**FUNCTIONAL RAIN TROUSERS HI-VIZ**



**Size**  
**42 for X Small**  
**46 for Small**  
**50 for Medium**  
**54 for Large**  
**58 for X Large**

Rain trousers made from a polyester knitting with a durable one-sided PU coating with welded seams. Zippers at the side for easy access. EN ISO 20471 Class 2 and EN343.

Order PNC	RRP ex VAT	RRP inc VAT
597 66 29-XX		

**FUNCTIONAL RAIN CHAPS HI-VIS - ONE SIZE**



Rain chaps made from a polyester knitting with a durable one-sided PU coating and welded seams. Attached to a belt or a tool belt. EN ISO20471 Class 1 and EN343. One size.

Order PNC	RRP ex VAT	RRP inc VAT
597 66 33-10		

**TECHNICAL WORK T-SHIRTS**



**Size**  
**42 for X Small**  
**46 for Small**  
**50 for Medium**  
**54 for Large**  
**58 for X Large**  
**62 for XX Large**  
**66 for XXX Large**

Light and cool, with zipped front, extended back and easy-access zipped front pocket. It transports moisture away from the body and dries quickly. Available in long and short sleeves.

Technical Hi-Viz T-Shirt features additional reflective tape and is tested and approved to ISO EN 20471 (Class 2).

Item	Order PNC	RRP ex VAT	RRP inc VAT
Short Sleeve	597 66 11-XX		
Long Sleeve	597 66 12-XX		
Hi-Viz Short Sleeve	596 30 39-XX		
Hi-Viz Long Sleeve	596 30 38-XX		

**WORK SHIRT**



**Size**  
**37 for Small**  
**39 for Medium**  
**41 for Large**  
**43 for X Large**  
**45 for XX Large**

A soft and comfortable shirt for work or leisure. Made of 100% pre-shrunk cotton.

Order PNC	RRP ex VAT	RRP inc VAT
578 78 57-XX		





**FOOTWEAR**



**PROTECTIVE FOOTWEAR FOR MAXIMUM COMFORT AND STABILITY**

We offer a comprehensive range of foot protection. Close co-operation with professionals forms the basis of the research and development behind our purpose designed footwear.

All protective footwear is VAT exempt.

**SIZE AVAILABILITY**

Variant - UK size	TPB	C20 / FB24	T24	F24	F28
36 - 3.5	•		•		
37 - 4	•		•	•	•
38 - 5	•		•	•	•
39 - 5.5	•	•	•	•	•
40 - 6.5	•	•	•	•	•
41 - 7.5	•	•	•	•	•
42 - 8	•	•	•	•	•
43 - 9	•	•	•	•	•
44 - 9.5	•	•	•	•	•
45 - 10.5	•	•	•	•	•
46 - 11	•	•	•	•	•
47 - 12	•	•	•	•	•
48 - 13			•		•
49 - 13.5					•

**WITH SAW PROTECTION**

**CLASSIC 20 CHAINSAW LEATHER BOOTS (C20)**



Lightweight and robust leather boots with reinforced toe and heel. The removable soles are washable. With saw protection 20m/s.

Order PNC	RRP ex VAT
597 65 94-XX	

**FUNCTIONAL 24 CHAINSAW LEATHER BOOTS (FB24)**



Water repellent, lightweight with reinforcements for increased support TE-POR membrane keeps the feet dry and Vibram® sole. With saw protection 24m/s.

Order PNC	RRP ex VAT
597 65 93-XX	

**TECHNICAL 24 CHAINSAW LEATHER BOOTS (T24)**



With composite toe cap. Made of nylon mesh and high quality leather Sympatex® membrane, the boots are 100% waterproof. With saw protection 24m/s.

Order PNC	RRP ex VAT
597 65 92-XX	

**FUNCTIONAL 24 RUBBER CHAINSAW BOOTS (F24)**



Class 2 (24m/s) saw protection. Features include steel toe cap, ankle protection, heel ridges and non-slip sole. Can fit studs.

Order PNC	RRP ex VAT
595 00 28-XX	

**FUNCTIONAL 28 RUBBER CHAINSAW BOOTS (F28)**



Class 3 (28m/s) saw protection. Features include steel toe cap, ankle protection, heel ridges and non-slip sole. Can fit studs.

Order PNC	RRP ex VAT
595 00 24-XX	

**WITHOUT SAW PROTECTION**

**TECHNICAL PROTECTIVE BOOTS (TPB)**



Made from high quality waterproof leather/nylon mesh. The Sympatex membrane makes the boots 100% waterproof, with pull strap at the tongue and back of the boot.

Order PNC	RRP ex VAT
597 65 95-XX	

**FOOTWEAR ACCESSORIES**

Item	Order PNC	RRP ex VAT	RRP inc VAT
Studs (50 pcs, inc stud key)	587 25 81-01		
Boot Laces	579 30 10-01		

**PROTECTIVE LEATHER BALM 200ml**

**NEW**

Perseveres the leather, keeps it soft and comfortable and gives it a water and dirt repellent surface. Use it on your leather boots and gloves. Contains wool fat, beeswax, Vaseline® and mink oil.

Order PNC	RRP ex VAT	RRP inc VAT
590 65 22-01		





# WORK GLOVES



## GLOVES THAT MATCH YOUR REQUIREMENTS

We offer the latest in gloves, specially designed for every type of work. Gardener, forestry worker or arborist? You decide what you need for the work you are doing. Our range of gloves covers every requirement.

## WITHOUT SAW PROTECTION

### FUNCTIONAL



**Variant - cm (palm width)**  
**07 – 7cm, 09 – 9cm, 12 – 12cm**  
**08 – 8cm, 10 – 10cm,**

Protective gloves for all-year landscaping and forestry work.

Order PNC	RRP ex VAT	RRP inc VAT
599 64 98-XX		

### FUNCTIONAL LIGHT COMFORT



**Variant - cm (palm width)**  
**06 – 6cm, 08 – 8cm, 10 – 10cm,**  
**07 – 7cm, 09 – 9cm, 12 – 12cm**

Protective gloves for all-year landscaping and forestry work, with additional comfort features.

Order PNC	RRP ex VAT	RRP inc VAT
599 64-94-XX		

### FUNCTIONAL LIGHT NON-SLIP



**Variant - cm (palm width)**  
**07 – 7cm, 09 – 9cm,**  
**08 – 8cm, 10 – 10cm**

Protective gloves for all-year landscaping and forestry work. Provides excellent grip even in wet conditions.

Order PNC	RRP ex VAT	RRP inc VAT
529 88 02-XX		

### FUNCTIONAL LIGHT VENT



**Variant - cm (palm width)**  
**07 – 7cm, 09 – 9cm,**  
**08 – 8cm, 10 – 10cm**

Thin, ventilated protective gloves designed for all-year landscaping and forestry work in warm and dry weather.

Order PNC	RRP ex VAT	RRP inc VAT
529 88 01-XX		

### FUNCTIONAL WINTER



**Variant - cm (palm width)**  
**08 – 8cm, 10 – 10cm, 12 – 12cm**

Warm, comfortable protective gloves designed for all-year landscaping and forestry work in cold and wet weather.

Order PNC	RRP ex VAT	RRP inc VAT
599 64 97-XX		

### FUNCTIONAL GRIP WINTER



**Variant - cm (palm width)**  
**08 – 8cm, 10 – 10cm,**  
**09 – 9cm, 12 – 12cm**

Protective gloves designed for all-year landscaping and forestry work in cold and wet weather. Provides excellent grip.

Order PNC	RRP ex VAT	RRP inc VAT
529 88 04-XX		

### TECHNICAL



**Variant - cm (palm width)**  
**09 – 9cm, 10 – 10cm, 12 – 12cm**

Comfortable protective gloves designed for forestry work.

Order PNC	RRP ex VAT	RRP inc VAT
599 65 03-XX		





## WORK GLOVES



### GLOVES THAT MATCH YOUR REQUIREMENTS

We offer the latest in gloves, specially designed for every type of work. Gardener, forestry worker or arborist? You decide what you need for the work you are doing. Our range of gloves covers every requirement.

### TECHNICAL LIGHT



**Variant - cm (palm width)**  
**08 - 8cm, 10 - 10cm,**  
**09 - 9cm, 12 - 12cm**

Comfortable protective gloves designed for forestry work.

Order PNC	RRP ex VAT	RRP inc VAT
599 65 11-XX		

### TECHNICAL GRIP



**Variant - cm (palm width)**  
**07 - 7cm, 09 - 9cm, 12 - 12cm**  
**08 - 8cm, 10 - 10cm,**

Comfortable protective gloves designed for forestry work in warm weather. Provides good tactile sensitivity - ideal for climbing.

Order PNC	RRP ex VAT	RRP inc VAT
529 88 03-XX		

## WITH SAW PROTECTION

### FUNCTIONAL 16 GLOVES



**Variant - cm (palm width)**  
**07 - 7cm 09 - 9cm 12 - 12cm**  
**08 - 8cm 10 - 10cm**

Class 0 (16/m/s) chainsaw protection.

Comfortable protective gloves designed for chainsaw work. Palm made of durable, naturally water-resistant goat leather. Designed with nylon neoprene knuckles and foam-laminated spandex fabric on the back for maximum comfort. Index finger with touch screen-friendly knuckle allows the use of your smartphone with gloves on. The knitted cuff adds comfort and makes the glove easy to put on. A patch on the thumb provides better grip and higher durability.

Order PNC	RRP ex VAT	RRP inc VAT
599 65 16-XX		

### TECHNICAL 20 GLOVES



**Variant - cm (palm width)**  
**08 - 8cm 09 - 9cm 10 - 10cm**

Class 1 (20m/s) chainsaw protection.

Comfortable protective gloves designed for chainsaw work. Palm made of durable, naturally water-resistant double crust goat leather. Seams with double thumb stitching follow your hand shape. Back made of laminated spandex fabric for maximum comfort. Index finger with touch screen-friendly knuckle allows the use of your smartphone with gloves on. The hook-and-loop closure ensures tight fit and high movability.

Order PNC	RRP ex VAT	RRP inc VAT
599 65 12-XX		





# HEAD, FACE AND EAR PROTECTION

## YOUR HEAD, EYES AND EARS DESERVE PROFESSIONAL PROTECTION

Extensive research, technological product development as well as close, long lasting co-operation with professional users allows us to offer an excellent combination of ergonomically designed equipment.

All protective helmets are VAT exempt.





## CLASSIC FOREST HELMET



Helmet with six-point plastic harness and one-hand adjustable slip ratchet. The harness depth is also adjustable in three steps for individual fit. The hearing protectors are developed for optimal ergonomics, and a metal mesh visor that provides good protection and good visibility.

Order PNC	SNR (dB)	RRP ex VAT
580 75 43-01	27dB	

## FUNCTIONAL FOREST HELMET



High specification helmet with 6-point harness for comfort and less pressure. It features the UltraVision visor with only 20% light reduction giving a clearer view and ergonomic hearing protectors.

Order PNC	SNR (dB)	RRP ex VAT
576 41 24-02	26dB	
576 41 24-01	26dB	Fluorescent Orange

## TECHNICAL FOREST HELMET



Lightweight and well ventilated- an ergonomically exceptional helmet for foresters packed with smart solutions that lessen the weight, enable a more personal fit and ensure a better head temperature even during long shifts. It also offers an improved field of vision and a headlamp slot.

Order PNC	SNR (dB)	RRP ex VAT
585 05 84-01	26dB	

## SPIRE VENT ARBORIST HELMET



The Husqvarna Spire Vent arborist helmet is designed for the professional arborist who requires convenience and style at work without compromising safety and protection. The Spire Vent helmet is lightweight and well ventilated for maximum comfort. It has a universal fit and a wheel ratchet for easy size adjustment. Also equipped with attachments for mounting headlamps, ear muffs and visors. Compatible with Husqvarna ear muffs and three Husqvarna visor styles, including clear, mirror and smoke (all sold separately). Fulfills European standard EN 12492 for work at heights.

Item	Order PNC	RRP ex VAT	RRP inc VAT
1 Spire Vent Arborist Helmet	597 68 18-01		
2 Clear Visor for Spire Vent	598 86 23-01		
3 Smoke Visor for Spire Vent	598 86 23-02		
4 Mirror Visor for Spire Vent	598 86 23-03		
5 Hearing Protection Standard	587 44 24-01		
Hearing Protection Adaptor*	599 29 72-01		

\*Required to fit hearing protection





**VISOR FOR TECHNICAL HELMET**



Etched visor with low light reduction and improved design that encloses the face for extended protection from all directions. Will fit Technical Forest helmet only.

Order PNC	RRP ex VAT	RRP inc VAT
586 40 96-01		

**ULTRAVISION VISOR**



Light reduction is only 20% over the whole mesh area. Less sensitive for water to stick on the mesh and permanent deformation.

Order PNC	RRP ex VAT	RRP inc VAT
574 61 35-01		

**METAL MESH VISOR**



Fits all our helmets and hearing protectors. Excluding Technical Forest helmet.

Order PNC	RRP ex VAT	RRP inc VAT
505 66 53-21		

**NYLON MESH VISOR**



Fits all our helmets and hearing protectors. Excluding Technical Forest helmet.

Order PNC	RRP ex VAT	RRP inc VAT
505 66 53-19		

**PERSPEX VISOR**



Fits all our helmets and hearing protectors. Excluding Technical Forest helmet.

Order PNC	RRP ex VAT	RRP inc VAT
505 66 53-43		

**ANTI-FOG VISOR**



Scratch-resistant polycarbonate visor with anti-fog treatment inside. For all our helmets and hearing protectors. Excluding Technical Forest helmet.

Order PNC	RRP ex VAT	RRP inc VAT
505 66 53-63		

**HYGIENE KITS**



Designed to fit our FM radio hearing protectors and Functional forest helmets.

Item	Order PNC	RRP ex VAT	RRP inc VAT
Functional	505 66 53-26		
FM Radio	505 66 53-91		

**BOOM MIC FOR X-COM**



Order PNC	RRP ex VAT	RRP inc VAT
596 48 95-01		

HELMET TYPE	PNC	DESCRIPTION
Functional Forest Helmet	575 55 76-02	Harness Assy
Functional Forest Helmet	575 55 73-01	Sweatband Assy
Functional Forest Helmet	582 17 04-01	Chin Strap
Functional Forest Helmet	578 17 98-01	Sun Peak
Functional Forest Helmet	505 66 53-28	Visor Holder
Functional Forest Helmet	505 67 53-40	Holder for Hearing Protectors
Technical Forest Helmet	586 40 96-01	Visor
Technical Forest Helmet	587 26 30-01	Link Arm Kit
Technical Forest Helmet	582 05 50-02	Ratchet Kit Front
Technical Forest Helmet	587 25 32-01	Ratchet Wheel Kit
Technical Forest Helmet	582 05 50-01	Ratchet Kit Rear
Technical Forest Helmet	583 87 08-01	Forehead Pad
Technical Forest Helmet	581 75 43-01	Neck Protection Assy
Technical Forest Helmet	581 50 82-01	Sun Peak Visor





## HEARING PROTECTORS WITH FM RADIO



Hearing protection with built-in FM Radio with improved sound quality and ergonomic headband. 3.5mm AUX input for audio and communication radio.

Item	Order PNC	SNR (dB)	RRP ex VAT	RRP inc VAT
Headband	578 27 49-03	27dB		
Helmet	578 27 49-04	27db		

## HEARING PROTECTION WITH HEADBAND



Hearing protection where you can adjust the pressure by 20%. With soft, airy padding in the headband and an ergonomic design. The ear covers are the same as for our helmets. Available as a headband and helmet set. Common helmet set will fit Classic, Functional and Arborist helmets.

Item	Order PNC	SNR (dB)	RRP ex VAT	RRP inc VAT
Headband	505 66 53-04	27dB		
Common Helmet Set	505 66 53-25	26dB		
Technical Helmet Set	587 44 24-01	26dB		

## GARDENER HEARING PROTECTION



Developed for garden work. Light and comfortable with extra wide headband. Also available with a perspex or mesh visor.

Item	Order PNC	SNR (dB)	RRP ex VAT	RRP inc VAT
Basic model (pack of 10)	505 69 90-12	25dB		
With perspex visor	505 66 53-60	25dB		

## HEARING PROTECTION WITH VISOR AND COVER



Comfortable hearing protectors where you can adjust the pressure by 20%. Ideal for clearing grass and trimming. Features a cover between the visor and headband protecting your head from grass and rain. Can be used in combination with protective glasses. Can also be fitted with a sun peak.

Item	Order PNC	SNR (dB)	RRP ex VAT	RRP inc VAT
With perspex visor	505 66 53-48	27dB		
With mesh visor	505 66 53-58	27dB		

## PROTECTIVE GOGGLES



Developed for people who wear glasses, featuring anti-fog coated lenses and a soft inside for greater comfort. Durable against impact, dust and airborne particles.

Item	Order PNC	RRP ex VAT	RRP inc VAT
Goggles	544 96 39-01		

## PROTECTIVE GLASSES



Protective glasses with non-scratch lenses. Meets requirements of EN 166.

Item	Order PNC	RRP ex VAT	RRP inc VAT
Clear	544 96 38-01		
Sun	544 96 38-02		

## PROTECTIVE GLASSES X



Scratch resistant glasses with frames that can be extended and angled. The yellow tinted lenses give improved vision in dark conditions and the grey tinted lenses, with UV protection, give improved vision in sunny conditions.

Item	Order PNC	RRP ex VAT	RRP inc VAT
Clear X	544 96 37-01		
Yellow X	544 96 37-02		
Sun X	544 96 37-03		

PNC is for 1 x pack of 10 Gardner Hearing Protection. Please note, price is for single item







husqvarna.com/oils-fuels-and-lubricants

# OPTIMISE YOUR MACHINE'S PERFORMANCE



## RIGOROUS TESTING

At Husqvarna, we test oils in hot temperatures to see if the machine stays lubricated, and in the cold, to check it starts easily.



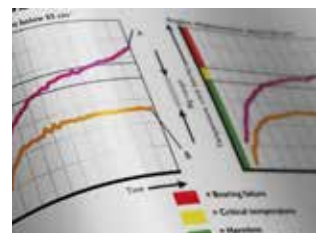
## VERIFIED ENGINE FORMULA

We also test for thousands of hours in real life field tests. Only the oils that fulfill our strict requirements get the VEF label.



## PROVEN PERFORMANCE

Compared to other oils, Husqvarna oils have been proven to leave less deposits on the pistons. Reducing damage at high temperatures.



## THE RIGHT TEMPERATURE

Oils are developed and continually tested to keep the right temperature and to ensure that your engine gets the optimum lubrication it needs.





# BETTER FOR YOU, BETTER FOR YOUR HUSQVARNA

There is no better fuel for your Husqvarna product than our alkylate petrol manufactured to unique Husqvarna specifications. Our XP® Power 2 is conveniently pre-mixed with exactly 2% of Husqvarna XP® synthetic 2-stroke oil, providing efficient combustion leaving a cleaner, cooler, healthier engine with minimal harmful substances in the emissions. It also prevents inner corrosion, makes starting easier, reduces the need for service and minimises downtime. VEF approved.



## GIVE YOUR HUSQVARNA ENGINE THE BEST CONDITIONS TO DELIVER ITS FULL POTENTIAL.

- ✓ Prevents downtime
- ✓ Extends product lifetime
- ✓ Reduces need for service
- ✓ Easy start of the engine
- ✓ Long storage shelf life
- ✓ No more mixing (XP® Power 2)
- ✓ VEF – Verified Engine Formula (XP® Power 2)
- ✓ Healthier working environment
- ✓ Increases productivity and safety due to a clear mind the full working day.
- ✓ Reduces carbon footprint

## DID YOU KNOW?

Our XP® Power 2 has almost no aromatics, benzene or olefins and extremely low fluorine content meaning that it is less corrosive than other fuels and one of the cleanest alkylate fuels, giving your product optimal performance; improving power, torque and startability.





**HUSQVARNA XP® POWER 2**



Alkylate petrol developed specifically for Husqvarna two-stroke engines. Pre-mixed with 2% of premium Husqvarna XP® synthetic 2-stroke oil (50:1). Provides efficient combustion for a clean, healthy engine with a minimum of harmful substances in the emissions. Simplifies starting and increases productivity by allowing a healthier working environment. VEF approved. Recommended shelf life is 2 years\*.

Item	Order PNC	RRP ex VAT	RRP inc VAT
1 Litre	589 22 76-01		
5 Litre	582 20 20-05		
25 Litre	583 95 29-02		
200 Litre	583 95 29-04		

**HUSQVARNA POWER 4**



Alkylate petrol developed to work with 4-stroke engines. Provides efficient combustion for a clean, healthy engine with a minimum of harmful substances in the emissions. Simplifies starting and increases productivity by allowing a healthier working environment. Recommended shelf life is 2 years\*.

Item	Order PNC	RRP ex VAT	RRP inc VAT
1 Litre	589 22 79-01		
5 Litre	583 95 59-01		
25 Litre	583 95 59-02		
200 Litre	589 22 79-40		

**HUSQVARNA POWER FILLER SPOUT**



Filler spout specifically designed when working with Husqvarna XP® Power 2 and Power 4, 5 Litre bottles. For quick and easy pouring.

Order PNC	RRP ex VAT	RRP inc VAT
582 06 66-01		

**ACTIVE CLEAN SPRAY 500ML**



Versatile cleaning spray, effective on saw chains, garden machines, air filters, and dirty boots. Husqvarna Active Clean Spray contains a specially-developed detergent that is phosphate-free and biodegradable.

Order PNC	RRP ex VAT	RRP inc VAT
597 25 57-01		

\*Recommended Ideal storage conditions is in a cool, dry and dark place.





**OILS & LUBRICANTS**



**ENGINEERED TO OPTIMISE YOUR HUSQVARNA**

2-stroke chainsaw engines can run at 14,000 rpm, often under heavy load. At Husqvarna we design our engines to be durable and powerful, whilst also lightweight. This places special requirements on the oil – so it's vital to choose the right one. Husqvarna 2-stroke oils that meet our strict requirements are labelled VEF – Verified Engine Formula.

**HP 2-STROKE ENGINE OIL**



Formulated to work well with low-quality fuels and to meet all the tough challenges a 2-stroke engine oil can encounter. Carefully selected components in this part synthetic oil gives a cleaner engine and less coating on the piston/cylinder walls, exhaust port and crankcase. VEF approved.

Volume	Order PNC	RRP ex VAT	RRP inc VAT	Dealer Information
01 Litre	587 80 85-01			Shipped in packs of 50
1L Dosage	587 80 85-11			Shipped in packs of 12
4 Litre	587 80 85-20			Shipped in packs of 4
20 Litre	587 80 85-30			-
208 Litre	587 80 85-40			-

**LS+ 2-STROKE ENGINE OIL**



LS+ oil is a mix of mineral and synthetic oils. Low smoke and has extremely good lubrication qualities on high load engine components, such as the connecting rod and bearings. It is best used for chainsaws and clearing saws with a cylinder volume up to 55cm<sup>3</sup>. It also lowers the engine temperature which extends engine life and gives a very good seizure protection against lean mix as well as carbon related piston seizures. VEF approved.

Volume	Order PNC	RRP ex VAT	RRP inc VAT	Dealer Information
01 Litre	578 18 03-02			Shipped in packs of 50
1L dosage	578 03 70-02			Shipped in packs of 12
4 Litre	578 03 71-02			Shipped in packs of 3
10 Litre	578 18 00-02			-
208 Litre	578 18 04-02			-

**XP® 2-STROKE ENGINE OIL**



An excellent, fully synthetic and biodegradable 2-stroke oil, developed for tough use with high loads and engine speed. Developed with a completely new ash-free wear additive which gives extremely good lubrication, low smoke, a cleaner engine and less coating on the piston and in the crankcase compared to competing oils. Appropriate for all Husqvarna products, especially for engines with a cylinder volume over 55cm<sup>3</sup>. VEF approved.

Volume	Order PNC	RRP ex VAT	RRP inc VAT	Dealer Information
01 Litre	578 18 03-03			Shipped in packs of 50
1L dosage	578 03 70-03			Shipped in packs of 12
4 Litre	578 03 71-03			Shipped in packs of 3
10 Litre	578 18 00-03			-
208 Litre	578 18 04-03			-





**4-STROKE OIL 10W-40**



High quality engine oil for all 4-stroke garden equipment. Developed for easy starting at low temperatures, perfect lubrication at all operating conditions and low oil consumption.

Volume	Order PNC	RRP ex VAT	RRP inc VAT	Dealer Information
1.4 Litre	577 41 97-02			Shipped in packs of 12

**4-STROKE 10W-30 TRANSMISSION OIL**



Fully synthetic transmission oil that is specially developed for transmissions in Husqvarna ride-on machines. The fully synthetic transmission oil is extremely stable in both hot and cold temperatures.

Volume	Order PNC	RRP ex VAT	RRP inc VAT	Dealer Information
4 Litre	597 68 70-04			Shipped in packs of 3

**4-STROKE SAE 30 ENGINE OIL**



High-quality oil for 4-stroke lawn mowers. Gives the engine excellent protection.

Volume	Order PNC	RRP ex VAT	RRP inc VAT	Dealer Information
0.6 Litre	577 41 92-01			Shipped in packs of 12
1.4 Litre	577 41 97-01			Shipped in packs of 12

**AIR FILTER OIL**



Biodegradable. Effectively traps particles in the filter, keeping the engine cleaner and reducing wear.

Volume	Order PNC	RRP ex VAT	RRP inc VAT	Dealer Information
1 Litre	531 00 92-48			Shipped in packs of 12

**MINERAL CHAIN OIL**



Mineral Chain oil with adhesive agent for high-performance chain saws. Guaranteed low wear of chains and rails. For universal use all year round.

Volume	Order PNC	RRP ex VAT	RRP inc VAT	Dealer Information
1 Litre	579 39 60-01			Shipped in packs of 12
5 Litre	579 39 61-01			Shipped in packs of 4
20 Litre	579 39 62-01			-
200 Litre	579 39 63-01			-

**X-GUARD BIO CHAIN OIL**



Improved formula Husqvarna chain oil with superior lubrication performance even in extreme conditions. Excellent anti-oxidation properties protect the bar and chain during storage.

Volume	Order PNC	RRP ex VAT	RRP inc VAT	Dealer Information
1 Litre	596 45 73-01			Shipped in packs of 12
5 Litre	596 45 73-02			Shipped in packs of 4
10 Litre	596 45 73-03			Shipped in single
20 Litre	596 45 73-04			Shipped in Single
200 Litre	596 45 73-05			Shipped in Single





## MULTI PURPOSE / ECO GREASE / GREASE GUN



Multi Purpose grease with good corrosion protection and load carrying capacity. Suitable for general greasing purposes. For brushcutter bevel gears. Eco grease lubricates the transmission and absorbs the axial forces. Environmentally compatible and biodegradable.

Volume	Item	Order PNC	RRP ex VAT	RRP inc VAT
225g	Multi Purpose Grease	502 51 27-01		
100g	Eco Grease	503 97 64-01		
0.6L	Grease Gun	595 01 17-01		

## COMBI CAN



Enables you to refuel quickly without splash effects and any waste. The two containers are designed to achieve an optimised fuel and chain oil ratio. Integrated tool box for frequently needed spare parts and filing equipment. Approved in accordance with UN recommendations. Read more on page 94.

Item	Order PNC	RRP ex VAT	RRP inc VAT
Combi Can 5 + 2.5 Litre	580 75 42-01		
Fuel Spout	586 11 04-01		
Oil Spout	586 11 05-01		
Winter Oil Spout	586 11 07-01		

## FUEL CAN

**NEW**



Durable and easy to use fuel can.

- Flexi fuel spout included
- Integrated handle
- Approved to UN Standard
- 5 litre

Order PNC	RRP ex VAT	RRP inc VAT
537 63 91-01		

**EFFICIENT FUEL  
UP SOLUTIONS  
MAKE EVERY  
WORKDAY  
BETTER**





**HEDGE TRIMMER SPRAY**

**NEW**



Effectively cleans and lubricates the hedge trimmer blades.

- Easy to apply 400ml spray can.
- Keeping your hedge trimmer blade sharp, clean and lubricated means better performance with longer battery life or lower fuel consumption.
- Reduces wear and increases the product life by protecting the blade from corrosion during storage.
- Compatible with the flexi belt system.

Order PNC  
538 62 92-01

RRP ex VAT   RRP inc VAT

**MULTI SPRAY**

**NEW**



Multi purpose spray for cleaning, lubricating and protecting your tools.

- Easy to apply 400ml spray can with dual nozzle.
- This multi-function spray is your best friend in the workshop, ideal for cleaning dirty tools and parts, loosening rusted nuts and bolts, or proactive corrosion protection.
- Use it with spray nozzle or tube nozzle depending on task.
- Compatible with the flexi belt system.

Order PNC  
538 62 94-01

RRP ex VAT   RRP inc VAT

**AIR FILTER OIL**

**NEW**



For efficient maintenance of air filters in petrol brushcutters and forestry clearing saws.

- Easy to use 200ml can.
- The air filter oil helps keep the engine clean and reduce wear by efficiently binding dust and sand particles in the air filter.
- Ensures optimal air flow for best engine performance and low fuel consumption.
- Easy to apply directly on the air filter, allowing a cleaner working process.
- Compatible with the flexi belt system.

Order PNC  
538 62 95-01

RRP ex VAT   RRP inc VAT



**MAKE THE RESULTS BETTER**





# CHANGE CLOTHES. NOT WHO YOU ARE.

Show who you are, even if you're not doing any tough work. The Husqvarna Xplorer series is designed with that in mind. These leisure wear clothes and accessories will help you feel comfortable and express your workday confidence in your free time.



[husqvarna.com/leisure-wear-xplorer](https://husqvarna.com/leisure-wear-xplorer)







# QUALITY CLOTHES FOR QUALITY TIME

Stay comfortable off the job – and be ready for whatever that precious time off can offer. With the Husqvarna Xplorer leisure collection, you'll be prepared for the very best outdoor experience, never compromising on comfort, fit – or style. The clothes and equipment are all made from high-quality materials and adapted to a fulfilling life in the great outdoors.

## OUTDOOR TROUSERS

NEW



**Size**  
**44 for X Small**  
**46 for Small**  
**50 for Medium**  
**54 for Large**  
**58 for X Large**  
**62 for XX Large**

Comfortable and durable trousers for outdoor activity with 4-way stretch fabric on knees and rear. Reinforced fabric in exposed areas and pre-bent knees add comfort and mobility. Adjustable waist and legs. Mobile phone is protected by a padded pocket.

Item	Order PNC	RRP ex VAT	RRP inc VAT
Mens. Charcoal & Anthracite Grey, S-XXL	536 15 75-XX		
Womens. Charcoal & Anthracite Grey, XS-L	536 16 01-XX		

## FLEECE JACKET



**Size**  
**42 for X Small**  
**46 for Small**  
**50 for Medium**  
**54 for Large**  
**58 for X Large**  
**62 for XX Large**

The fleece jacket is a cosy companion in all seasons. On cold, early spring or autumn days it becomes a nice middle layer, or a comfortable outer jacket. The jacket comes in both men's and women's sizes so you can find your optimal fit.

Item	Order PNC	RRP ex VAT	RRP inc VAT
Womens. steel grey, XS-L	593 25 22-XX		
Mens. granite grey, S-XXL	593 25 23-XX		

## SHELL JACKET

NEW



**Size**  
**42 for X Small**    **54 for Large**  
**46 for Small**    **58 for X Large**  
**50 for Medium**    **62 for XX Large**

A breathable and water resistant shell jacket waterproofing 10 000mm water columns, with flexible 4-way stretch material, gives you the best possible comfort. Equipped with taped seams and smart features such as padded mobile pocket, hidden ventilation under sleeves for adjustable airflow, and hook and loop flap closure on the sleeves.

Item	Order PNC	RRP ex VAT	RRP inc VAT
Womens. Charcoal, XS-XL	536 15 57-XX		
Mens. Charcoal, S-XXL	536 15 56-XX		

## T-SHIRT



**Size**  
**42 for X Small**    **54 for Large**  
**46 for Small**    **58 for X Large**  
**50 for Medium**    **62 for XX Large**

Made from a blend of organic cotton, and polyester obtained from recycled plastic waste, the t-shirt is fast-drying and wear-resistant. It'll keep you cool and hold its colour and shape, even after repeated washes for a long lifespan. It comes in forest night green and features a tree ring design.

Item	Order PNC	RRP ex VAT	RRP inc VAT
T-Shirt, XS-XXL	529 90 75-XX		

## HOODIE



**Size**  
**42 for X Small**    **54 for Large**  
**46 for Small**    **58 for X Large**  
**50 for Medium**    **62 for XX Large**

This air blue unisex hoodie is designed to deliver style that endures. The large, soft hood and high neck design bring extra warmth and comfort. Features a chest pocket for your mobile phone.

Item	Order PNC	RRP ex VAT	RRP inc VAT
Hoodie Unisex air blue	531 42 80-XX		

## T-SHIRT LONG SLEEVE



**Size**  
**42 for X Small**    **54 for Large**  
**46 for Small**    **58 for X Large**  
**50 for Medium**    **62 for XX Large**

Made from a blend of organic cotton, and polyester obtained from recycled plastic waste, this long-sleeved t-shirt is fast-drying and wear-resistant. It'll keep you cool and hold its colour and shape, even after repeated washes for a long lifespan. It comes in ebony grey and features a bark camo design.

Item	Order PNC	RRP ex VAT	RRP inc VAT
T-Shirt, XS-XXL	529 90 91-XX		



## NECK TUBE



The neck tube is specifically developed for that extra warmth and to stop wind from cooling you down during easier tasks in the forest, or for windy and colder days. Available in orange with our bark camo print with the Husqvarna logo.

Item	Order PNC	RRP ex VAT	RRP inc VAT
Neck tube	593 25 76-01		

## CAP



This collection offers three cap styles: a vintage orange cap with adjustable hook-and-loop with a print of our pioneer saw, a granite grey canvas cap with adjustable leather band, and a vintage cap in bark camo pattern with a bleeding orange visor and adjustable leather band.

Item	Order PNC	RRP ex VAT	RRP inc VAT
Pioneer saw, orange	593 25 39-01		
Granite leather patch, granite grey	593 25 40-01		
Bark camo, forest green	594 72 97-01		

## TROLLEY BAG, 90L



Trolley bag, holding 90L, perfect for transporting all your necessities. U-shaped zipper on top makes packing and structure easier, while the moulded side and bottom make the bag stand upright without support. For extra convenience, organising bags are included, as well as an ID pocket for easy recognition.

Item	Order PNC	RRP ex VAT	RRP inc VAT
Trolley bag, 90L	593 25 81-01		

## BEANIE PIONEER SAW



The beanie comes in black with a blow out print of our pioneer saw in the front. It is made from breathable Coolmax air material.

Item	Order PNC	RRP ex VAT	RRP inc VAT
Beanie pioneer saw	593 25 37-01		

## DUFFEL BAG, 70L



A durable 70L duffel bag made of tough materials and smart features for all purposes. The outer material – tarpaulin – keeps your contents dry and is easy to clean. The inside pocket in mesh makes organising easier, and for extra convenience shoulder straps and two organising bags are included.

Item	Order PNC	RRP ex VAT	RRP inc VAT
Duffel bag, 70L	593 25 83-01		

## BACKPACK, 30L



A comfortable, high-quality backpack for all weathers made from durable TPU/ribstop material that keeps the inside dry and also makes the backpack easy to clean. Large compartments for items such as your laptop, water bottle and thermos, and a roll-up seal that can be closed in two ways to keep water out.

Item	Order PNC	RRP ex VAT	RRP inc VAT
Backpack, 30L	593 25 82-01		





**WATER BOTTLE INSULATED 0,5L**



Make sure you stay properly hydrated – but avoid using unnecessary disposable plastics. This stainless steel bottle features a reinforced, tight-fitting cap with a strap to easily attach the bottle to a carabiner or your backpack.

Item	Order PNC	RRP ex VAT	RRP inc VAT
Water Bottle Insulated 0.5L	597 41 81-01		

**INSULATED FOOD CAN WITH SPOON 0,6L**



Fill up quickly with energy and serve lunch from this handy food can. Equipped with a foldable spoon in the lid. The lid stays tightly shut without leaking and the wide opening makes it easy to eat from, fill up and clean the thermos after use.

Item	Order PNC	RRP ex VAT	RRP inc VAT
Insulated Food Can With Spoon 0.6L	597 41 78-01		

**THERMOS BOTTLE INSULATED 0,75L**



Take your favourite beverage to your favourite outdoor spot in this insulated, crush-proof stainless steel thermos.

Item	Order PNC	RRP ex VAT	RRP inc VAT
Thermos Bottle Insulated 0.75L	597 41 79-01		

**KIDS FLEECE JACKET**

**NEW**



This is a soft and comfortable hoodie with a warm, soft fleece material inside. A high-quality garment made to be inherited. Made of certified recycled polyester that comes from re-used PET bottles. Windstopping zipper and two zipped outer pockets. Suitable for kids from 1 up to 10 years.

Item	Order PNC	RRP ex VAT	RRP inc VAT
1-2 years	536 11 16-02		
3-4 years	536 11 16-04		
5-6 years	536 11 16-06		
7-8 years	536 11 16-08		
9-10 years	536 11 16-10		

**KIDS RUBBER BOOTS**

**NEW**



A flexible and soft, yet durable boot with reinforcements around the sole and back. 100% natural rubber to keep the feet warm and dry. A drawstring at the top keeps snow and dirt out. Reflective tapes add visibility in the dark. Removable inner sole. Suitable for kids from 2 up to 8 years.

Item	Order PNC	RRP ex VAT	RRP inc VAT
Size 21/22 (18-24 months)	536 13 04-02		
Size 24/25 (2-3 years)	536 13 04-03		
Size 27/28 (4-5 years)	536 13 04-05		
Size 30/31 (5-6 years)	536 13 04-06		
Size 33/34 (7-8 years)	536 13 04-08		

**KIDS BACKPACK**

**NEW**



With sustainability in mind, the backpack is made from certified recycled polyester made from re-used PET bottles. Padded shoulder pads and back as well as a detachable seat pad make the backpack comfortable to use. Smart details as tablet compartment and easy-to-reach bottle pockets make the backpack versatile. Equipped with reflective strips to ensure good visibility in the dark.

Item	Order PNC	RRP ex VAT	RRP inc VAT
Kids Backpack, one size	536 12 83-01		

**KIDS BEANIE**

**NEW**



Colourful and soft beanie made with sustainability in mind. Made from certified organic cotton.

Item	Order PNC	RRP ex VAT	RRP inc VAT
Kids Beanie, one size	536 15 99-01		





# HUSQVARNA CLOTHING



Essential for any Husqvarna fan! There is something for any occasion in our extensive Husqvarna clothing collection, whether it be a cap, hoodie or a coat, why not express yourself by wearing something from our merchandise collection.



husqvarna.com/merchandising

## BASEBALL CAP



Navy cotton twill cap with white embroidered Husqvarna logo on the front. Adjustable size. One size fits all.

Order PNC	RRP ex VAT	RRP inc VAT
582 39 69-01		

## COTTON POLO SHIRT



Mens		Womens	
48	Small	46	X Small
50	Medium	48	Small
52	Large	50	Medium
54	X Large	52	Large
56	XX Large	54	X Large

100% cotton navy polo shirt with Husqvarna logo on chest.

Order PNC	RRP ex VAT	RRP inc VAT
Mens: 101 63 80-XX		
Womens: 101 63 79-XX		

## BUSINESS SHIRT



Mens	
01	Small
02	Medium
03	Large
04	X Large
05	XX Large
06	XXX Large

Regular fit white shirt. 100% cotton with Navy Husqvarna logo on cuff.

Order PNC	RRP ex VAT	RRP inc VAT
582 05 06-XX		

## BODYWARMER



Mens	
01	Small
02	Medium
03	Large
04	X Large
05	XX Large
06	XXX Large

Navy softshell bodywarmer with white embroidered Husqvarna logo and zipped chest pocket. Water/wind resistant.

Order PNC	RRP ex VAT	RRP inc VAT
582 36 57-XX		





## HOODIE



- Mens**
- 01** Small
  - 02** Medium
  - 03** Large
  - 04** X Large
  - 05** XX Large
  - 06** XXX Large

High quality sweat hoodie with Husqvarna logo on chest with chest pocket. 92% cotton/ 8% Lycra.

Order PNC  
582 39 93-XX

RRP ex VAT    RRP inc VAT

## POWERFLEECE



- | <b>Mens</b>        | <b>Womens</b>     |
|--------------------|-------------------|
| <b>01</b> Small    | <b>01</b> X Small |
| <b>02</b> Medium   | <b>02</b> Small   |
| <b>03</b> Large    | <b>03</b> Medium  |
| <b>04</b> X Large  | <b>04</b> Large   |
| <b>05</b> XX Large | <b>05</b> X Large |

Navy zip up lightweight jacket with orange stitching on sleeves and white Husqvarna logo on chest. Available for men and women.

Order PNC  
Mens: 582 40 21-XX  
Womens: 582 40 20-XX

RRP ex VAT    RRP inc VAT

## T-SHIRT



- Unisex**
- 01** Small
  - 02** Medium
  - 03** Large
  - 04** X Large
  - 05** XX Large

100% cotton, high quality unisex t-shirt.

Order PNC  
582 32 48-XX

RRP ex VAT    RRP inc VAT

## FUNCTIONAL JACKET



- | <b>Mens</b>         | <b>Womens</b>     |
|---------------------|-------------------|
| <b>01</b> Small     | <b>01</b> X Small |
| <b>02</b> Medium    | <b>02</b> Small   |
| <b>03</b> Large     | <b>03</b> Medium  |
| <b>04</b> X Large   | <b>04</b> Large   |
| <b>05</b> XX Large  | <b>05</b> X Large |
| <b>06</b> XXX Large |                   |

Lightweight hooded jacket with Husqvarna logo, with zipped pocket on sleeve. Water/windproof, breathable fabric.

Order PNC  
Mens: 582 40 73-XX  
Womens: 582 40 72-XX

RRP ex VAT    RRP inc VAT

## SPORT JACKET



- | <b>Mens</b>         | <b>Womens</b>     |
|---------------------|-------------------|
| <b>01</b> Small     | <b>01</b> X Small |
| <b>02</b> Medium    | <b>02</b> Small   |
| <b>03</b> Large     | <b>03</b> Medium  |
| <b>04</b> X Large   | <b>04</b> Large   |
| <b>05</b> XX Large  | <b>05</b> X Large |
| <b>06</b> XXX Large |                   |

Light quilted jacket with soft polyester shell. Features white embroidered Husqvarna logo and chest pocket.

Order PNC  
Mens: 582 22 88-XX  
Womens: 582 22 86-XX

RRP ex VAT    RRP inc VAT

## WINTER JACKET



- | <b>Mens</b>         | <b>Womens</b>     |
|---------------------|-------------------|
| <b>01</b> Small     | <b>01</b> X Small |
| <b>02</b> Medium    | <b>02</b> Small   |
| <b>03</b> Large     | <b>03</b> Medium  |
| <b>04</b> X Large   | <b>04</b> Large   |
| <b>05</b> XX Large  | <b>05</b> X Large |
| <b>06</b> XXX Large |                   |

Light quilted jacket with padded fillings. Features chest pocket and white printed Husqvarna logo.

Order PNC  
Mens: 582 22 73-XX  
Womens: 582 22 91-XX

RRP ex VAT    RRP inc VAT





## HUSQVARNA ACCESSORIES



Husqvarna accessories offer something for any Husqvarna fan from bags to keyrings and even tumblers. Any item from this page makes a great gift or stocking filler.

### CHAINSAW KEYRING



Chainsaw keyring with bottle opener makes this the perfect companion.

Order PNC

590 96 00-01

RRP ex VAT

RRP inc VAT

### CHAINSAW KEYCOVER



Rubber key cover with keyring, featuring push activated LED light.

Order PNC

590 76 84-01

RRP ex VAT

RRP inc VAT

*Dealer information: PNC is for 1 x pack of 10. Please note, price is for single item*

### CHRONO WATCH



High quality chronograph watch with Citizen movement. Comes with 5 years warranty, leather strap with stitching detail and giftbox.

Order PNC

582 40 64-01

RRP ex VAT

RRP inc VAT

### SPORTS WATCH



With silicon rubber strap with Seiko movement. Comes with 3 years warranty.

Order PNC

582 40 37-01

RRP ex VAT

RRP inc VAT





**GRANITY TUMBLER**



Clear glass tumbler with Husqvarna logo - 31cl.

Order PNC	
590 21 06-01	
RRP ex VAT	RRP inc VAT

Dealer information: PNC is for 1 x pack of 12. Please note, price is for single item

**TRAVEL FLASK**



The perfect travel companion. Available in 0.35 Litre.

Order PNC	
582 40 62-01	
RRP ex VAT	RRP inc VAT

**AUTOMOWER® USB**



8GB Husqvarna Automower® USB.

Order PNC	
580 71 44-01	
RRP ex VAT	RRP inc VAT

**GOLF UMBRELLA**



Stormproof golf umbrella with Husqvarna logo and 'Ready When You Are' text. 30" diameter and EVA handle for good grip.

Order PNC	
101 69 20-20	
RRP ex VAT	RRP inc VAT

**BALL POINT PEN**



Basic ball point pen in blue ink.

Order PNC	
582 39 19-01	
RRP ex VAT	RRP inc VAT

Dealer information: Shipped in packs of 10





## HUSQVARNA TOYS



There's always lots to do and fix in the garden. So let's get started with your children's very own selection of Husqvarna toys!

With plenty to choose from, our range of children's toy machines is brilliant for inspiring the imagination whether they prefer trimming the hedges, mowing the lawn or even trimming its edges.

Any of the Husqvarna toys will help your little one discover the world of the outdoors through pretend play, including our ever popular toy chainsaw – now let's get to work!

### TOY LAWN MOWER

Battery operated toy lawn mower with active starter, realistic sounds and flashing lights. Batteries included. Age 3+ years.



Order PNC	RRP ex VAT	RRP inc VAT
582 40 63-01		

### TOY AUTOMOWER®



Battery powered toy Husqvarna Automower®. Remote controlled allowing the toy to be driven and steered, with flashing lights upon start up.

Designed for indoor use, age 3+ years

Order PNC	RRP ex VAT	RRP inc VAT
597 80 96-01		

**SHARE** your stories and photos on your Facebook, Instagram and Twitter by tagging us.

**HusqvarnaUK**

**UK\_Husqvarna**

**HusqvarnaUK**







**TOY CHAINSAW KIT**



Kit includes battery operated toy chain with chainsaw sound and rotating chain (batteries included), plastic helmet and gloves.  
Age 3+ years.

Order PNC	RRP ex VAT	RRP inc VAT
586 49 82-01		

**550XP TOY CHAINSAW**



Battery operated 550XP toy chainsaw with chainsaw sound and rotating chain. Batteries included  
Age 3+ years.

Order PNC	RRP ex VAT	RRP inc VAT
599 60 87-01		

**TOY CHAINSAW**



Battery operated toy chainsaw with chainsaw sound and rotating chain. Batteries included.  
Age 3+ years.

Order PNC	RRP ex VAT	RRP inc VAT
522 77 11-01		

**TOY PROTECTIVE KIT** NEW



Battery operated 550XP toy chainsaw with chainsaw sound and rotating chain and additional child size play protective equipment. Batteries included.  
Age 3+ years.

Order PNC	RRP ex VAT	RRP inc VAT
531 42 39-01		

**TOY LEAF BLOWER**



Battery operated toy leaf blower with blowing air and realistic sounds. Batteries included.  
Age 3+ years.

Order PNC	RRP ex VAT	RRP inc VAT
586 49 80-01		

**TOY HEDGE TRIMMER**



Battery operated toy hedge trimmer with moving blades and realistic sound. Batteries included.  
Age 3+ years.

Order PNC	RRP ex VAT	RRP inc VAT
586 49 79-01		

**TOY GRASS TRIMMER**



Battery operated toy grass trimmer with light up and moving trimmer line and realistic sounds. Batteries included.  
Age 3+ years.

Order PNC	RRP ex VAT	RRP inc VAT
586 49 81-01		

**TOY 345BT BACKPACK BUBBLE BLOWER** NEW



Looks like a real Husqvarna 345BT Backpack Blower! Good for kids ages 3 and up. Blows a constant stream of bubbles on trigger activation.  
Age 3+ years.

Order PNC	RRP ex VAT	RRP inc VAT
531 41 62-01		

Bubble Solution 2-Pack: 531 42 40-01



# HUSQVARNA WORD BY WORD

## A

**ACTIVE AIR FILTRATION™** One of the most efficient air filtration systems on the market. Longer service intervals and less engine wear – even in tough conditions.

**ADJUSTABLE DEPTH BAR** For easy adjustment of the cultivating depth.

**ADJUSTABLE HANDLEBAR** Wing nut operation adjusts handlebars both horizontally and vertically for optimum working position.

**ADJUSTABLE OIL PUMP** An adjustable oil pump provides the bar and chain the right amount of lubrication for every task.

**ADJUSTABLE REAR HANDLE** The rear handle is adjustable to facilitate cutting the sides and top of hedges.

**ADJUSTABLE SLIDING SEAT** Adjustable while seated; seat moves forward and down, or backwards and up.

**ADVANCED FLOW TECHNOLOGY (AFTECH™)** AFTech™ is a unique design where the cutting deck, blade and chute produce optimum airflow. This means first class results in all cutting modes and helps to fill the collector to the optimum level, for less frequent emptying.

**AGGRESSIVE WHEEL TREAD** For improved wheel-to-ground traction without leaving any unnecessary tracks on the lawn.

**ALL-WHEEL-DRIVE (AWD)** Ensures traction on uneven, wet and slippery areas and slopes. AWD automatically adjusts the traction on all wheels depending on situation and ground condition.

**ANTI-SCALP WHEELS AND FRONT ROLLER** Most cutting decks are equipped with anti-scalp wheels and sometimes also a front roller. These reduce the risk of scalping when cutting uneven lawns.

**AIR INDUCTION™** A powerful air stream lifts the grass before it is cut, for excellent cutting and collection of both grass and leaves.

**AIR INJECTION™** Centrifugal air cleaning system for reduced wear and longer operating time between filter cleanings.

**AIR PURGE** Air Purge and a decompression valve make the machine extra easy to start.

**ARTICULATED STEERING** The unique articulated steering system allows the rear pair of wheels to swing in underneath the machine. The result is superior manoeuvrability with a minimum turning radius at full lock.

**ATTACHMENT FRAME** Easy to shift between cutting decks and front-mounted attachments, such as broom, flail mower, snow blade and snow thrower. No tools or belt changes needed.

**AUTOMATIC BLADE ENGAGEMENT** The blades are engaged automatically, when the cutting deck is lowered.

**AUTOMATIC PASSAGE HANDLING** The robotic mower automatically senses narrow passages and will vary its route through the passage to avoid unpleasant tracks.

**AUTO RETURN STOP SWITCH** Stop switch automatically resets to the ON position for trouble-free starting.

**AUTOTUNE™** Provides maximum power through automatic engine setting. No time spent on manual carburettor adjustment. Autotune™ compensates for different fuels, altitude, humidity and ambient temperature.

## B

**BALANCE HARNESS** An ergonomic harness that distributes the load optimally between shoulders, chest and back. Wide padded straps and wide back plate reduce the load. Hip pad with travelling connection reduces body movement.

**BALANCE X™ HARNESS** A unique ergonomic harness that effectively spreads the machine's weight and maximises its excellent balance. The machine feels much lighter, and much easier and less strenuous to move around. Ergonomic harness with broad back support that distributes the load over a larger area. The hip belt has a shock-absorbing hip pad.

**BALANCE XT™ HARNESS** A harness providing excellent ergonomics. The load is spread on both shoulders, over the chest and the back and on the hips. This makes the machine feel much lighter, and less strenuous to move around. A wide adjustable back plate, which is ventilated and shaped to fit the curve of the back, allows the harness to fit different body sizes. Wide, padded hip belt. The shock-absorbing hip pad has a travelling connection which reduces body movement.

**BALL-BEARING FRONT WHEELS** Heavy duty ball-bearings provide long lasting and trouble free service on professional models.

**BAR CUTTING LENGTH** The cutting length is different from its overall length. It's the distance from the front of the saw to the tip of the farthest cutter rounded to the nearest inch / cm's.

**BATTERY INDICATOR LAMP** Indicates when the battery is running low and it is time to get ready to charge it.

**BATTERY INDICATOR WITH CHARGER CONNECTION** The indicator gives clear indication on battery status, which makes it easy to see when charging is needed. The charger connection is placed next to the indicator, for extra convenient recharging of the battery. Fits Husqvarna battery charger XS 800 (new connection) and BC 0.8.

**BIOCLIP® (MULCHING)** The grass is cut into small pieces that quickly decompose and return to the lawn as fertiliser, also making the lawn more drought resistant. BioClip® is suitable for frequently cut areas.

**BIOCLIP® FROM SEAT** Easy switch between collecting and BioClip® (mulching) mode by means of a dashboard-operated central actuation device. You don't have to leave the driver's seat.

**BIOCLIP® KIT / COVER** Makes it possible to convert your side ejection tractor to BioClip®, which means that the grass is cut into small pieces that quickly decompose and return to the lawn as fertiliser, also making the lawn more drought resistant.

**BIOCLIP® PLUG** Convert your tractor from integrated collection to BioClip®. The plug is available for all TC tractors.

**BLUETOOTH** A standard for the short-range wireless interconnection of mobile phones, computers, and other electronic devices.

**BUMPER** Protects the front of the tractor effectively.

## C

**CARRYING HANDLE / S** Facilitates lifting and transport.

**CARGO HOLDER** The practical carrier and compartment on the engine hood can be used for extra equipment.

**CAST FRONT AXLE** Heavy cast front axle provides superior balance and stability, even with a collector.

**CENTRAL CUTTING HEIGHT ADJUSTMENT** Quick and easy adjustment of grass cutting height with one lever.

**CHEVRON TYRES** Large wheels with heavy treads for optimised grip.

**CHOKELESS START** Easy to get operating with automatic choke. Just turn the key and go.

**COLLECT BLADE** Top class collection performance with minimum clippings left on the lawn, giving the lawn a tidy and nice look.

**COLLECTION** When collecting the grass you get a tidy cutting result. The risk of spreading weeds is less and the collected grass is easily emptied into a compost bin. You can also collect leaves and small twigs.

**COLLECTORS** Our large and effective tractor collectors are perfect for collecting leaves as well as grass. The integrated collectors are easily emptied from the driver's seat (TC models). The easy-to-handle collector on our lawn mowers is solid, compact and in a high position on the mower, making it easy to remove and replace. Ergonomically designed with wide opening and a support handle.

**COMBI CUTTING DECK** The Combi cutting deck offers the versatility of two different cutting systems. Choose between BioClip® for lawn fertilisation and rear ejection for efficient mowing on areas with higher and rougher grass.

**COMBI-GUARD** The same cutting equipment guard can be used when using trimmer head and grass blade.

**COMBINED CHOKE / STOP CONTROL** Combined choke / stop control allows for easier starting and reduces the risk of engine flooding.

**COMPOSITE CHASSIS** Durable and light chassis, designed for best collection performance.

**COUNTER-ROTATING TINES** Tines rotate anti-clockwise, so the soil is broken up very well. Capable of deep-digging heavy soil.

**COUNTERWEIGHT** Increases weight on the wheels and improves balance.

**CRUISE CONTROL** A convenient, efficient function that ensures the tractor keeps an even speed, even if the lawn is undulating or sloping.

**CUP HOLDER** Convenient cup holder for refreshments during operation.

**CUTTING DECK TRANSPORT MODE** The cutting deck can be folded back along the tube into a transport mode for easy transport and storage.

**CUTTING HEIGHT INDICATOR** A well-placed indicator window makes it easy to control the cutting height settings.

## D

**DEFLECTOR** TS tractors have side ejection deflectors as standard. Tractors with integrated collection (TC) can be converted to rear ejection with the deflector accessory (not TC 130)

**DETACHABLE SHAFT** Detachable shaft for easy transport and storage.

**DETACHABLE TRANSMISSION** Detachable transmission housing with lubrication nipple.

**DOUBLE TRANSPORT WHEELS** You can transport the cultivator by tilting it backwards onto the transport wheels.

**DOUBLE BALL-BEARING WHEELS** Ensure the mower rolls easily and without the wheels becoming loose, even after many years of use.

**DOWN-DRAFTED VENTS** The collector's down-drafted vents direct noise and dust downwards, away from the user, creating a more comfortable working environment.

**DRAG BAR** Easy-adjust drag bar, for different working conditions.

**DRIVEN WHEELS** Powered wheels for easy and comfortable operation.

**DUAL DRAGLINKS** Give tighter turning radius and improved manoeuvrability.

**DUAL-ROTATING TINES** The tines rotate either forward or reverse. Use forward-rotating mode for top soil cultivation and counter-rotating mode for deep soil tilling.

**DUST BLOCKER COLLECTOR BAG** Designed to keep dust into the bag, preventing it from blowing in the operator's face.

## E

**EASY ADJUSTABLE HANDLE BAR** Quick and easy adjustment of the handle in two different heights.

**EASY ADJUSTABLE CUTTING HEIGHT** A well balanced one hand grip on our lawn mowers makes adjustment of cutting height easy and convenient.

**EASY-ADJUST BLADE GUARD** The blade guard is adapted quickly and easily during operation.

**ELECTRONICS** Push button start, indicator lamps for parking brake, battery, headlights, ROS and blade engagement.

**ELECTRIC ENGAGEMENT OF CUTTING BLADE/S** Easy engagement of cutting blade /s; simply pull the switch on the control panel.

**ENGINE BEHIND DRIVER** Thanks to the rear-mounted engine, you get better overview of the mowing and less noise and emissions in the driver's area.

**ERGONOMIC HANDLES** Angled handlebar provide excellent grip to reduce unnecessary strain giving optimum comfort and ergonomic operating control.

**ERGONOMIC STEERING WHEEL** Ergonomic and comfortable steering wheel.

**EXTRA HARDENED REEL BLADE AND BEDKNIFE** For excellent cutting performance and maximum durability.

## F

**FAST TRANSMISSION** For extra efficient mowing and fast transport speed.

**FENDER-MOUNTED CUTTING HEIGHT ADJUSTMENT** Easy accessible cutting height adjustment for improved ergonomics. The spring-assisted cutting deck makes adjustment easier.

**FOLDABLE HANDLES** Meets the need for easy storage and transporting.

**FOUR EQUALLY-SIZED WHEELS** Large wheels both front and back provide optimal riding comfort, great accessibility and less risk of damaging delicate surfaces.

**FRONT-MOUNTED CUTTING DECK** Front-mounted cutting deck for excellent accessibility into corners and under bushes, park benches etc.

**FUEL PUMP** Fuel pump designed for easy starting by reducing the number of pulls in the starter cord.

**FULL COLLECTOR INDICATOR** A signal indicates when it is time to empty the collector.

## G

**GPS COMMUNICATION UNIT** GPS theft tracker. SMS alert. Settings changes can be handled from a distance as well as submitting current operating status.

**GPS-ASSISTED NAVIGATION** An onboard GPS system creates a map of the garden, including where the boundary and guide wires are installed.

## H

**HANDLEBAR-MOUNTED GEAR SELECTION** Ergonomic handle with easy-access controls.

**HANDLE HEIGHT ADJUSTMENT** Adjustable handle height for improved ergonomics.

**HEADLIGHTS** Makes the products more visible and allows you to work when it's dark.

**HEATED CARBURETTOR** A heated carburettor lets the engine start easier and run smoother in cold working environments.

**HEATED HANDLES** Efficient heating coils in the front and rear handles make operating in cold and damp conditions more manageable.

**HIDDEN CABLES** The cables are hidden inside the handle tubes, which eliminates the risk of them becoming tangled in hedges or damaged when the handle is folded.

**HIGH-CAPACITY BATTERY** The high-capacity battery provides performance levels comparable to a petrol driven machine.

**HIGH OFFSET POST** High offset post increases freedom of movement when working in slopes.

**HOURLY METER** Helps you having control over service and maintenance intervals.

**HYDRAULIC EQUIPMENT LIFT** Controls front-mounted equipment quick and with high precision. Managed by a easy reachable joy-stick placed on the control panel beside the operators seat.

**HYDROSTATIC TRANSMISSION** Optimises speed and provides excellent driving comfort. Speed and direction are controlled by separate pedals for forward and reverse.

**HYDROSTATIC TRANSMISSION, FAST** Hi-speed transmission for superior transport speeds and smooth, variable forward and reverse speeds with the aid of pedals.

## I

**INTEGRATED LOOP FOR ROPE** A sturdy point for fastening a rope, making it easy to hoist the chainsaw up into a tree.

**INERTIA-ACTIVATED CHAIN BRAKE** If a kickback occurs and the tip of the bar is forced upwards, the inertia of the front guard should activate the chain brake instantly.

**INTUITIVE KEY PAD** Our battery products is very easy to operate, all information you need in one place.

## L

**LED HEADLIGHTS** Gives over 50% larger lit area compared to traditional incandescent lights.

**LOW NOISE ENGINE** Quiet operation provides a comfortable work situation and low disturbance for others.

**LOW VIB®** Effective anti-vibration dampeners absorb vibration, sparing the user's arms and hands.

## M

**MY AUTOMOWER®** An iPhone application that makes it possible for you to control the robotic lawn mower with your mobile phone.

## N

**NON-FRICTION SILENT MOWER** The lack of friction between the reel blade and bedknife minimises resistance and noise, making the mower very easy to push.

## O

**OIL COOLER** A heat exchanger for cooling the hydraulic system. The cooling system is adequate to keep oil temperatures within safe limits.

**OPTIONAL CUTTING DECK** To ensure a perfect result, most of our Riders have different cutting decks as options.

**ONE-PIECE CUTTING DECK** The cutting deck comes in one piece straight out of the stamping line which means it has no welded parts. This gives very high torsional rigidity, tolerance and durability as well as sturdiness in operation.

## P

**PEDAL-OPERATED CVT TRANSMISSION** Speed and direction are managed by pedals, which lets you keep both hands on the steering wheel, for optimum driving control.

**PEDAL-OPERATED HYDROSTATIC TRANSMISSION** Easy speed and direction control with pedal-operated hydrostatic transmission. Separate pedals for forward and reverse.

**PIVOTING FRONT AXLE** Ensures good balance and excellent driving comfort.

**PIVOTING REAR AXLE** The rear axle is pivoting to get maximum traction on the drive wheels and a smooth ride also on uneven surfaces.

**PLANT GUARDS** Protect plants outside the working area.

**POLY-V BELT** For better power transmission, less frequent retensioning and increased product life.

**POWDER-COATED CUTTING DECK** Powder-coated deck for improved durability and corrosion resistance.

**POWER STEERING** Steering effort is reduced by providing hydraulic pressure to assist when turning the wheels, making manoeuvring easier, more controlled and easier to operate.

**PREMIUM SEAT** Comfortable Premium seat with high back and armrests. The seat is self-draining and can be tipped to protect it from rain.

# GLOSSARY OF TERMS

**PRESSURE-LUBRICATED ENGINE** An oil pump ensures that all vital parts in the engine get adequate lubrication.

## Q

**QUICK RELEASE ON AIR FILTER** Makes it easy to remove the air filter for cleaning or replacement. No tools required.

**QUICK RELEASE ON AIR FILTER COVER** Makes it easy to access the air filter and spark plug quickly for cleaning or replacement. A valuable advantage, especially if the saw is used for long periods on a daily basis.

## R

**RAPIDREPLACE™ BLADE SYSTEM** The cutting blades are easily removed and replaced without using any tools. This means safe and quick blade service – and with sharper blades you'll get a healthier lawn.

**READYSTART** The ReadyStart system eliminates the need to manually prime or choke the engine. It also reduces resistance in the starter cord by 30 %, making the mower very easy to start.

**REAR IMPACT GUARD** The rear-impact guard protects the pole saw engine from wear and damage.

**REAR / SIDE EJECTION** These cutting systems have high capacity and are therefore suitable for taller grass, coarser grass types and seldom-cut lawns.

**REINFORCED CUTTING DECK** The steel tube on the edge of the cutting deck gives improved durability.

**REMOTE CONTROLLED CUTTING DECK** The remote control makes it easy to adjust the cutting deck angle during operation.

**REMOTE TEXT MESSAGING** If something unforeseen disturbs operation, this function allows the robotic mower to send a text message to a pre-programmed mobile phone

**REMOVABLE BATTERY PACK** The battery pack is equipped with a carry handle and is very easy to remove and charge. The battery can also be charged while fitted on the machine.

**RETAINED BAR NUTS** The bar nuts are attached to the clutch cover. The retaining function prevents losing the bar nuts.

**REVBOST™** Gives rapid acceleration and higher chain speed, for best limbing performance.

**REVERSE GEARBOX** Improves manoeuvrability and control.

**REVERSE SPEED** Reverse tine direction for easier operation and better manoeuvrability.

## S

**SAVE™** Maximises runtime of our battery driven products.

**SAFETY SWITCH** The tractors are equipped with a safety switch under the seat. If the driver leaves the seat the engine and cutting deck are automatically switched off.

**SEPARATE OIL FILTER** A separate oil filter is easy to change to ensure that clean oil is circulated inside the engine.

**SERVICE POINTS** The tilting hood and easy-access servicing points make maintenance and servicing easy.

**SERVICE POSITION** Without tools you can quickly lift the cutting deck into the maintenance position, for convenient cleaning and service.

**SIDE-MOUNTED CHAIN TENSIONER** Side-mounted chain tensioner makes chain adjustment quick and easy.

**SIDE PROTECTION BUMPER** Additional protection when mowing next to wall edges or other obstacles.

**SMART START®** The engine and starter have been designed so the machine starts quickly with minimum effort and reduced resistance in the starter cord.

**SMART START® DECOMPRESSION VALVE** The engine and starter have been designed so the machine starts quickly with minimum effort.

**SMART START® SPRING ASSISTED START** When pulling the starter cord a special spring reduces the resistance in the starter cord.

**SMARTSWITCH** Offers convenience and security of key-less operation, real time feedback through indicator lamps for parking brake, battery status, headlights, ROS and blade engagement as well as simplified one touch starting and stopping.

**SNR** Signal To Noise Ratio is a measure that compares the level of a desired signal to the level of background noise.

**SNAP-LOCK CYLINDER COVER** Saves time when changing spark plugs and cleaning.

**SOFT-GRIP HANDLE** Reduces vibrations to reduce strain and add comfort for the user.

**SOFTSTART™** Electronic SoftStart™ provides starting with normal, slow acting fuses.

**STAND ALONE STARTER** The stand alone starter makes it easier to change starter cord if needed. Easy to service and maintain.

**STARTING REMINDER** A decal placed on the top cover reminds you of the correct starting sequence for easy starts.

**STEP-THROUGH** Ensures comfortable and easy mounting and dismounting.

## T

**TAP-N-GO®** Tap-n-Go® function for quick cord feed. Bump the trimmer head on the ground to feed new cord.

**TINE SHIELD** Minimises debris spray from the rotating tines.

**TOOL-LESS CHAIN TENSIONER** Quick and easy chain tensioning and assembling of the bar and the chain without using any tools.

**TOUCH-CONTROLS** Comfortable operation with easy access touch controls for start, stop and reverse.

**TRANSMISSION WITH TRIPLE BALL BEARINGS** Fitted with a powerful worm gear transmission with triple ball bearings, for increased durability.

**TRANSPARENT FUEL TANK** Large, transparent fuel tank makes it easy to check the fuel level.

**TRANSPORT WHEEL / S** Simplifies transport. Easy to raise during operation.

**TRIOBRAKE™** A unique feature that allows the chain brake to be activated either automatically by the inertia release mechanism or mechanically by your left or right hand. This will help you work safer, easier, more efficiently and in a more ergonomic fashion, with less strain on the body.

**TURN KEY START** Start the engine without adjusting a choke, regardless of the weather conditions – just turn the key.

**TWO-WAY ROTATION** The trimmer head can rotate to the left or to the right. This means you avoid grass on walkways.

## U

**U-CUT™** A new steering technology that makes it possible to do tighter turns around obstacles.

**ULTRASONIC SENSOR** Built-in sensors using ultrasonic technology help the mower to adjust the speed depending on the surroundings, and avoids hard collisions.

## V

**VARIABLE DRIVE SPEED** Enables ground speed to be adjusted according to the needs and the conditions of the grass area where the work is taking place

**VISIBLE FUEL LEVEL** Makes it easy for the user to see when refill of fuel is needed.

**VIBRATION-DAMPENED CARBURETTOR** When vibration dampening the carburettor the engine runs smoother and with less need for adjustments.

## W

**WATER HOSE CONNECTION** Simple hose attachment facilitates cleaning of the cutting deck.

**WEATHER TIMER** Adjusts the working time to the lawn's growth rate, meaning that the robotic mower will maximise or minimise its mowing time due to the weather.

## X

**XP®** Premium professional chainsaws – packed with innovative design and technique for superb productivity.

**X-CUT™** Researched and developed in-house. Our new family name of chains especially developed for our chainsaws, offering stay sharp technology, pre-stretched in the factory and increased efficiency.

**X-FORCE®** Researched and developed in-house. Our new family name of pro-laminated bars, offering more durability and lighter weight.


**X-TORQ®** Our patented, world-leading, 2-stroke X-Torq® technology gives you more power when you need it. But with less fuel consumption and less emissions, when compared to a standard 2-stroke engine. It's technology that works for you and the environment.


**X-TRA EFFICIENCY** The Rider X model features a car style engine hood with sound absorbing material for improved sound quality. This low sound technology makes it possible to increase the engine power and thereby also the blade and ground speed, which makes the X model extra efficient.

**X-TRAC, HEAVY-TREAD TYRES** For extra good traction.

## OTHER

**12 V OUTLET** Makes it possible to plug in extra electric equipment, charge your cellular phone etc.





# SUSTAINABLE GREEN SPACES THROUGH INNOVATION

Helping to shape green spaces and urban environments is at the core of our vision. By shifting to technologies that make our products as smart, efficient and optimised as possible – and by investing in sustainable innovations – we can make a real difference and contribute to positive change. Below you'll find some of our efforts within our various product categories.



## ROBOTICS WITH A VISION: ZERO IMPACT

Husqvarna Automower® supports the transition from petrol-driven lawn mowers to silent and efficient lawn management in private gardens, commercial properties and public green spaces. Husqvarna Automower® robotic mowers have an extremely low noise level (down to only 58dB) and can replace ride-on and walk-behind mowers in residential areas, parks and green spaces as well as sports facilities, thereby reducing the carbon footprint and noise levels.

## CHAINSAW INNOVATIONS TO REDUCE EMISSIONS

Since 1990, we have reduced our chainsaws' fuel consumption by more than 30%. Our 70cc pro chainsaws have approximately 10% less CO2 emissions compared to its predecessors thanks to innovations like the X-Torq® engine technology. And over the last 20 years, NOx + HC emissions have decreased by more than 50% for combustion engines.



## BATTERY RANGE TO CUT NOISE AND CARBON

Our wide range of low noise, battery-powered equipment delivers opportunities to use low-carbon energy sources and improves safety. Furthermore they spare the environment from fumes and the products have lower vibration and noise levels. Carbon emissions can be reduced to almost zero during use if the battery is charged with renewable energy.

## SOFTWARE THAT CUTS PETROL AND PRODUCT COSTS

We are finding new ways to influence how customers can optimise their product fleet. By gathering data from devices and providing the analytics to crunch that data, digitisation helps customers optimise utilisation, uptime and efficiency. It also gives insights into how to create even better customer solutions and fine-tune our products to each task.



## SUSTAINABLE INNOVATIONS FOR TOMORROW

While our target relies primarily on sustainable products in our current product mix, we're already working on future innovations such as the Husqvarna Battery Box – the world's first connected garden community toolshed that combines environmental awareness with a sharing economy. Please note that this product is still in a pilot stage and its future depends on market maturity.

## SUSTAINABLE PRINTING

This publication is printed on materials from well-managed forests and other controlled sources. It has been printed using an alcohol-free process, with a water-based varnish and vegetable-based printing inks, which are non-hazardous and are from renewable sources. The printing plates used to produce this brochure were made in a chemical-free process.



WORLD  
LAND  
TRUST™

[www.carbonbalancedpaper.com](http://www.carbonbalancedpaper.com)  
CBP2256



For further advice and support:



Husqvarna UK Ltd, Preston Road, Aycliffe Business Park, Newton Aycliffe, County Durham, DL5 6UP.  
Email: [info@husqvarna.co.uk](mailto:info@husqvarna.co.uk)

**Disclaimer** Husqvarna UK Ltd reserve the right to change or modify any of their prices and product specifications without any prior notification. Copyright © 2023 Husqvarna AB (publ). All rights reserved. Husqvarna and other product and feature marks are trademarks of the Husqvarna Group as displayed at [www.international.husqvarna.com](http://www.international.husqvarna.com)